

# Vehicle Registration Reporting

Office of Highway Policy Information  
Highway Information Seminar  
November 1, 2018

# Why We Collect the Data

To support the administering of the Federal-aid highway program by the Federal Highway Administration (FHWA) in areas of:

- Legislation,
- Reports to Congress,
- Planning,
- Revenue forecasting,
- Freight movement analysis,
- Motorcycle safety grants.

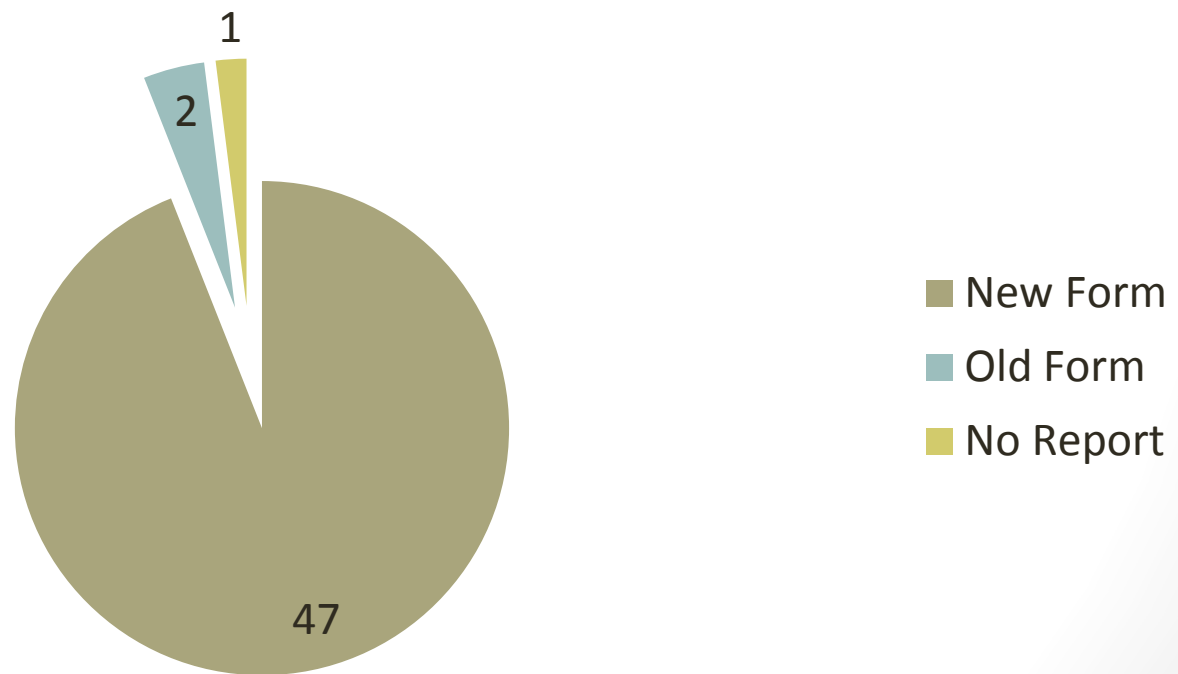
# Due Dates for Submittals

- If a state's data is based on the State's fiscal year, the due date for FHWA-561 data is January 1;
- If a State's data is based on a calendar year, the due date for FHWA-561 data is April 1.

# CHART 1

## Form FHWA – 561 Reports

**Compliance With New Form Requirement  
As of October 25, 2018**



# Type of Data Collected

- Active registrations – Only data reported on the revised Form
- Registration related fees and other receipts

# Definition of Active Registrations

- The number and types of vehicles having valid license plates/decals in a State at a given date and time (snapshot).
- Active registration means a vehicle has a valid governmental issued license plate or decal for operating on public roads and highways.

# Definition of Active Registrations cont'd

- Transactions may be a proxy for active registrations if your state requires vehicles to be reregistered every year
- Requires an ad hoc data request if your state one of the fifteen (15) allowing multi-year registrations

### I. Vehicle Registrations

Sum of two equals total vehicles

Gov't vehicle registrations snapshot on reporting date

Private vehicle registrations snapshot on reporting date

Vehicle Type		Gov't vehicle registrations snapshot on reporting date	Private vehicle registrations snapshot on reporting date
A. Passenger Vehicles	1. Automobiles		
	2. Motorcycles		
	3. Motor Bicycles and Mopeds		
	4. All Passenger Vehicles	Fill in only if you cannot provide vehicle types above	
B. Buses	1. School		
	2. Non-School		
	3. All Buses	Fill in only if you cannot provide school and non-school buses	
C. Trucks	1. Single-Unit (over 10,000 lbs max GVW)		
	2. Truck Tractors		
	3. All Trucks	Fill in only if you cannot provide the truck types	
E. Trailers			



# Automobiles

- All sedans, station wagons, **pickups, jeeps, SUVs**, including taxicabs, rentals, ambulances and hearses. **Any four or more wheeled passenger vehicles with a maximum GVW less than 10,000 lbs. should be reported.**

# Public Versus Private Vehicles

- Public vehicles are these vehicles owned by state and local government agencies
  - Federally-owned vehicles typically not registered by state governments
  - **May require an ad hoc computer run to determine active registrations**
- Private vehicles are owned by individuals or corporations

## Vehicle Registration Fees and Receipts

Fees collected in  
previous 12 months  
ending on reporting  
date

<b>II. All Vehicle Registration Fees</b>	Section II, F. Column 5 of current previous form
<b>III. Receipts</b>	
1. Dealers' licenses or permits	Section III, A. Column 2 of previous form
2. Certificates of title (new and transfer)	Section III, B. Column 2 of previous form
3. Fines and penalties	Section III.C. Column of previous form
4. Oversize and/or overweight permits	Section III.G.7, Column 2 of previous form
5. Other receipts	Section III, sum of Items D,E, F and G, less G.7 of previous form
<b>IV. Grand Total, Receipts and Fees</b>	<div style="display: flex; align-items: center;"> <span style="font-size: 2em; margin-right: 10px;">\$</span>                 Section IV –Grand Total, All Receipts of previous form             </div>

# Definitions of Fees and Receipts




- Net vehicle registration fees and receipts collected over a 12 month period
- Review updated reporting guidelines for specifics

# Provide Detail on “Other Receipts Identification Tab”

- Other receipts include taxes or fees.
  - 1. Tax Amount
  - 2. Fee Amount
  - 3. Fee Amount
- In this section, give a breakdown of the taxes and fees that make up the final receipts total.

# Exhibit 1 – FWHA-561 Improperly Filled Out

## Vehicle Registrations

	Vehicle Type	Gov't vehicle registrations snapshot on reporting date	Private vehicle registrations snapshot on reporting date
I.A. Passenger Vehicles	1. Automobiles	89,446	2,556,071
	2. Motorcycles	940	117,142
	3. Motor Bicycles and Mopeds	0	0
	4. All Passenger Vehicles 	175,579	4,655,067
I.B. Buses	1. School 		3,969
	2. Non-School		1,333
	3. All Buses		5,302
I.C. Trucks	1. Single-Unit (over 10,000 lbs. max GVW)		43,827
	2. Truck Tractors		101,498
	3. All Trucks 		145,328
I.D. Trailers			366,797

# Problems with Exhibit 1

1. All passenger vehicles reported when vehicle types are known
2. Does I.A.4 include I.A.1 and I.A.2?
3. I.B.1. school buses are reported as “private”
4. I.B.3. All buses reported when types are known
5. I.C.3. All trucks reported but is not equal the sum of I.C.1 plus I.C.2
6. Very limited data on government registrations

# Exhibit 2 – FWHA-561 Properly Filled Out

## Vehicle Registrations

	Vehicle Type	Gov't vehicle registrations snapshot on reporting date	Private vehicle registrations snapshot on reporting date
<b>I.A. Passenger Vehicles</b>	<b>1. Automobiles</b>	174,639	4,537,925
	<b>2. Motorcycles</b>	940	117,142
	<b>3. Motor Bicycles and Mopeds</b>	0	0
	<b>4. All Passenger Vehicles</b>		
<b>I.B. Buses</b>	<b>1. School</b>	3,969	0
	<b>2. Non-School</b>		1,333
	<b>3. All Buses</b>		
<b>I.C. Trucks</b>	<b>1. Single-Unit (over 10,000 lbs. max GVW)</b>		43,827
	<b>2. Truck Tractors</b>		101,498
	<b>3. All Trucks</b>		
<b>I.D. Trailers</b>			366,797



# Form FHWA-566

- Form FHWA-566 is the sister form to FHWA-556 (motor fuel tax receipts) and serves the following purposes:
  - Summaries the gross revenues collected from State taxation of motor vehicles, driver licenses and motor carriers,
  - Reports the initial distribution of those tax receipts, and
  - Serves as a data quality check against motor vehicle registration receipts data reported on the FHWA-531 (State Highway Income).
- Revenues reported on FHWA-566 should be consistent with:
  - Revenues reported on FHWA-561, FHWA-562 and FHWA-571, and
  - The distributions reported on the FHWA-531

# CHART 1

## FHWA Form-566 Reports

**Compliance With New Form Requirement  
As of October 25, 2018**



# Instructions for Form FHWA-566

- Page 1 of form FHWA-566 provides space for entering the State name, the fiscal or calendar reporting year, notes and comments, and a reference to identify the source of the information reported on the form.

The public report burden for this information collection is estimated to average 24 hours. FORM APPROVED OMB NO. 2125-0032

U.S. Department of Transportation Federal Highway Administration	STATE MOTOR VEHICLE REGISTRATION FEES AND OTHER RECEIPTS: INITIAL DISTRIBUTION BY COLLECTING AGENCIES	STATE
		Date
NOTES AND COMMENTS:		
SOURCE:	COLLECTING AGENCY OR AGENCIES:	
	THIS INFORMATION FROM RECORDS OF:	
	COMPILED UNDER DIRECTION OF:	

Form FHWA-566 (Rev. 12-2007) Page 1

# Overview of the FHWA Form-566

STATE NAME:	YEAR ENDING (mm/yy):			
ITEM	REGISTRATION AND RELATED FEES (Ref. FHWA-561) (A)	DRIVER LICENSE FEES (Ref. FHWA-562) (B)	MOTOR CARRIER TAXES (Ref. FHWA-571) (C)	TOTAL (D)
<b>1. RECONCILIATION OF RECEIPTS:</b>				
A. RECEIPTS, SECTION IV, FHWA-561				0
B. RECEIPTS, ITEM II.H, FHWA-562		0		0
C. RECEIPTS, ITEM 9, COLUMN 7, FHWA-571			0	0
D.				0
E.				0
F.				0
G. TOTAL RECEIPTS (A thru F)	0	0	0	0
<b>2. DEDUCTIONS BY COUNTY AND LOCAL OFFICIALS:</b>				
A. COLLECTION AND ADMINISTRATIVE EXPENSE				0
B. OTHER DEDUCTIONS (Specify)				0
C. TOTAL (A & B)	0	0	0	0
<b>3. NET RECEIPTS BY STATE COLLECTING AGENCY (1G-2C)</b>	0	0	0	0
<b>4. DEDUCTIONS BY STATE COLLECTING AGENCY FOR OPERATION AND ADMINISTRATION (Provide details in item 10)</b>	0	0	0	0
<b>5. NET FUNDS AVAILABLE FOR DISTRIBUTION (3-4)</b>	0	0	0	0
<b>6. BALANCE DISTRIBUTED AT END OF PREVIOUS YEAR</b>				0
<b>7. TOTAL FUNDS AVAILABLE FOR DISTRIBUTION (5+6)</b>	0	0	0	0
<b>8. AMOUNTS DISTRIBUTED: (Specify fund or purpose, e.g., County Aid Fund, State Patrol Fund, Highway Fund, etc.)</b>				
A.				0
B.				0
C.				0
D.				0
E.				0
F.				0
G.				0
H.				0
I.				0
J.				0
K. TOTAL FUNDS DISTRIBUTED (A thru J)	0	0	0	0
<b>9. BALANCE UNDISTRIBUTED AT END OF YEAR (7-8K)</b>	0	0	0	0
<b>10. EXPENDITURES BY STATE COLLECTING AGENCY: (Should check item 4). If item 4 is apportionment rather than expenditure, explain this fact in note, and provide opening and closing balances.</b>				
A. HIGHWAY PATROL AND TRAFFIC SUPERVISION				0
B. HIGHWAY, TRAFFIC AND DRIVER SAFETY PROGRAMS				0
C. VEHICLE INSPECTION				0
D. VEHICLE SIZE AND WEIGHT ENFORCEMENT				0
E. VEHICLE REGISTRATION (Include titling)				0
F. DRIVER LICENSING AND EXAMINATION				0
G. ADMINISTRATION, DATA PROCESSING AND MISCELLANEOUS				0
H. OTHER (Specify)				0
I. TOTAL EXPENDITURES (A thru H)	0	0	0	0

# Exhibit 1 – FWHA-566 Item 1

## 1. RECONCILIATION OF RECEIPTS:

A. RECEIPTS, SECTION IV, FHWA-561				0
B. RECEIPTS, ITEM II.H, FHWA-562		0		0
C. RECEIPTS, ITEM 9, COLUMN 7, FHWA-571			0	0
D.				0
E.				0
F.				0
G. TOTAL RECEIPTS (A thru F)	0	0	0	0

*Reconciliation of receipts.*—Enter the total receipts during the fiscal or calendar year as reported on (1) form FHWA-561, registration fees, title fees, dealer licenses, and other receipts in column (A); (2) form FHWA-562, driver licenses in column (B), and (3) form FHWA-571, motor-carrier taxes in column (C).

## Exhibit 2 – FWHA-566 Item 2

2. DEDUCTIONS BY COUNTY AND LOCAL OFFICIALS:				
A. COLLECTION AND ADMINISTRATIVE EXPENSE				0
B. OTHER DEDUCTIONS (Specify)				0
C. TOTAL (A & B)	0	0	0	0

*Item 2 Deductions by county and local officials.*—Record the collection and administrative expenses deducted by county and other local officials that act for the State in processing motor-vehicle registrations, issuing driver licenses, and handling other functions normally associated with a State Department of Motor Vehicles (DMV) or similar agency.

*Item 2.A. Collection and administrative expense*—Enter the amount either retained by or paid to county and other local governments for their expenses in: collecting motor-vehicle and driver license fees, administering motor-vehicle registration laws, issuing driver licenses, and providing other services normally associated with a State department of motor vehicles.

*Item 2.B. Other*—Enter and specifically identify any other deductions by county or other local officials, for services other than those reported in item 2.A.

## Exhibit 3 – FWHA-566 Item 3 & 4

3. NET RECEIPTS BY STATE COLLECTING AGENCY (1G-2C)	0	0	0	0
--	---	---	---	---

*Item 3. Net receipts by State collecting agency.*—Enter net receipts after deducting item 2.C. from item 1.G.

4. DEDUCTIONS BY STATE COLLECTING AGENCY FOR OPERATION AND ADMINISTRATION ( <i>Provide details in item 10</i> )	0	0	0	0
--	---	---	---	---

*Item 4. Deductions by State collecting agency for operation and administration.*— Enter the amount retained or deducted by the State collecting agency for revenue collection expenses associated with the administration of motor-vehicle, driver-license, and motor-carrier taxation prior to depositing the net collections in the State treasury or otherwise disposing of them.

## Exhibit 4 – FWHA-566 Item 5-7

5. NET FUNDS AVAILABLE FOR DISTRIBUTION (3-4)	0	0	0	0
6. BALANCE DISTRIBUTED AT END OF PREVIOUS YEAR				0

*Item 5. Net funds available for distribution.*—Enter the amount remaining after subtracting item 4. from item 3.

*Item 6. Balance undistributed at end of previous year.*—Record any balances in the hands of the State collecting agency, or to its credit, at the beginning of the reporting year. If the amount differs from that reported as undistributed at the end of the prior year, a note should explain the adjustment.

7. TOTAL FUNDS AVAILABLE FOR DISTRIBUTION (5+6)	0	0	0	0
---	---	---	---	---

*Item 7. Total funds available for distribution.*—Enter the sum of items 5. and 6.



## Exhibit 5 – FWHA-566 Item 8 & 9

8. AMOUNTS DISTRIBUTED: (Specify fund or purpose, e.g., County Aid Fund, State Patrol Fund, Highway Fund, etc.)				
A.				0
B.				0
C.				0
D.				0
E.				0
F.				0
G.				0
H.				0
I.				0
J.				0
K. TOTAL FUNDS DISTRIBUTED (A thru J)	0	0	0	0

Items 8.A-8.J - Record the amounts of motor-vehicle, driver-license, and motor-carrier revenues that are distributed the various funds or for specific purposes (specify the fund or purpose, e.g., county aid fund, State Patrol Fund, Highway Fund, General Fund, Motor Vehicle Fund, non-highway, etc.)

Item 8.K – Records the Total Funds Distributed

9. BALANCE UNDISTRIBUTED AT END OF YEAR (7-8K)	0	0	0	0
--	---	---	---	---

*Item 9. Balance undistributed at end of year.*—Enter the amount remaining after subtracting item 8.K. (total funds distributed) from item 7. (total funds available for distribution).

## STATE MOTOR-VEHICLE REGISTRATIONS - 2016

November 2017

TABLE MV-1

STATE	AUTOMOBILES			BUSES			TRUCKS			MOTORCYCLES			ALL MOTOR VEHICLES		
	PRIVATE AND COMMERCIAL (INCLUDING TAXICABS)	PUBLICLY OWNED (1)	TOTAL	PRIVATE AND COMMERCIAL	PUBLICLY OWNED (1)	TOTAL	PRIVATE AND COMMERCIAL	PUBLICLY OWNED (1)	TOTAL	PRIVATE AND COMMERCIAL	PUBLICLY OWNED (1)	TOTAL	PRIVATE AND COMMERCIAL	PUBLICLY OWNED (1)	TOTAL
	Alabama	2,239,705	44,738	2,284,443	6,107	131	6,238	3,002,931	64,986	3,067,917	108,767	936	109,703	5,357,510	110,791
Alaska (2)	178,860	4,399	183,259	7,529	590	8,119	553,730	17,557	571,287	31,942	7	31,949	772,061	22,553	794,614
Arizona	2,357,093	20,869	2,377,962	1,475	7,541	9,016	3,190,517	42,813	3,233,330	166,582	1	166,583	5,715,667	71,224	5,786,891
Arkansas	929,740	12,864	942,604	11,209	722	11,931	1,735,726	27,099	1,762,825	90,838	—	90,838	2,767,513	40,625	2,808,138
California	14,526,096	242,296	14,768,392	34,994	63,628	98,622	14,223,347	288,566	14,511,913	827,634	14,472	842,106	29,612,071	608,962	30,221,033
Colorado	1,790,622	17,155	1,807,777	5,935	6,836	12,771	3,065,910	39,291	3,105,201	190,531	61	190,592	5,052,998	63,343	5,116,341
Connecticut (2)	1,351,171	1,210	1,352,381	12,551	36	12,587	1,385,215	5,128	1,390,343	86,511	20	86,531	2,835,448	6,394	2,841,842
Delaware	445,444	1,563	447,007	3,863	425	4,288	521,373	3,014	524,387	28,158	—	28,158	998,838	5,002	1,003,840
Dist. of Col.	190,176	16,657	206,833	—	989	3,693	106,585	14,564	121,149	3,972	464	4,436	301,722	35,378	337,100
Florida	7,745,321	109,929	7,855,250	25,356	34,452	59,808	7,968,659	133,952	8,102,611	580,002	2,646	582,648	16,319,338	280,979	16,600,317
Georgia	3,485,821	52,359	3,538,180	12,101	25,386	37,487	4,385,246	76,475	4,461,721	201,508	883	202,391	8,084,676	155,103	8,239,779
Hawaii	508,549	7,995	516,544	1,774	1,295	3,069	665,951	15,018	680,969	30,768	378	31,146	1,207,042	24,686	1,231,728
Idaho	605,599	2,303	607,902	3,184	693	3,877	1,154,988	9,539	1,164,527	65,894	45	65,939	1,829,665	12,580	1,842,245
Illinois	4,484,546	40,163	4,524,709	34,751	185	34,936	5,342,899	59,831	5,402,730	314,807	—	314,807	10,177,003	100,179	10,277,182
Indiana (3)	2,327,229	2,943	2,330,172	7,228	13,499	20,727	3,556,047	9,981	3,566,028	223,566	37	223,603	6,114,070	26,460	6,140,530
Iowa	1,291,027	12,104	1,303,131	3,835	5,339	9,174	2,146,625	22,926	2,171,551	192,104	330	192,434	3,635,591	40,699	3,676,290
Kansas	976,261	4,098	980,359	3,295	2,280	5,575	1,557,827	9,728	1,567,555	96,205	42	96,247	2,633,588	16,148	2,649,736
Kentucky	1,680,846	32,744	1,713,590	1,358	9,201	10,559	2,344,262	49,729	2,393,991	105,569	79	105,648	4,133,035	91,753	4,224,788
Louisiana	1,395,894	29,655	1,425,549	22,185	7,003	29,188	2,283,866	53,460	2,337,326	113,599	—	113,599	3,814,844	90,118	3,904,962
Maine	405,063	4,166	409,229	1,328	3,021	4,349	633,559	8,163	641,722	52,373	1	52,374	1,092,323	15,351	1,107,674
Maryland	1,946,027	29,994	1,976,021	15,047	7,754	22,801	2,015,106	41,009	2,056,115	123,860	76	123,936	4,100,040	78,833	4,178,873
Massachusetts (3)	2,281,877	23,594	2,305,471	10,755	1,024	11,779	2,551,134	33,346	2,584,480	167,748	81	167,829	5,011,514	58,045	5,069,559
Michigan	3,223,117	25,242	3,248,359	3,368	5,288	8,656	4,772,452	46,777	4,819,229	256,551	—	256,551	8,255,598	77,307	8,332,895
Minnesota	2,064,532	17,191	2,081,723	13,588	5,591	19,179	2,987,572	30,466	3,028,038	229,377	—	229,377	5,305,069	53,248	5,358,317
Mississippi	837,962	2,775	840,737	2,069	6,019	8,088	1,182,517	7,641	1,190,158	26,238	—	26,238	2,050,787	16,435	2,067,222
Missouri	2,229,330	18,984	2,248,314	27,446	123	27,569	3,221,609	33,853	3,255,462	153,580	—	153,580	5,631,565	52,960	5,684,525
Montana	440,423	778	441,201	4,491	143	4,634	1,051,940	6,663	1,058,603	290,291	4	290,295	1,787,145	7,587	1,794,732
Nebraska	685,275	15,002	700,277	13,414	38	13,452	1,155,178	27,499	1,182,677	55,340	20	55,360	1,909,207	42,559	1,951,766
Nevada	1,039,332	8,030	1,047,362	482	2,646	3,128	1,258,326	15,281	1,273,607	74,557	5	74,562	2,372,697	25,962	2,398,659
New Hampshire	525,365	4,126	529,491	566	2,232	2,798	705,160	7,015	712,175	78,218	—	78,218	1,308,309	13,373	1,321,682
New Jersey	2,823,062	24,819	2,847,881	22,769	2,280	25,049	2,882,053	34,913	2,916,966	151,101	—	151,101	5,878,985	62,012	5,940,997
New Mexico	653,178	8,019	661,197	6,076	207	6,283	1,072,069	22,535	1,094,604	61,877	—	61,877	1,793,200	30,761	1,823,961
New York	4,868,791	22,125	4,890,916	73,771	7,009	80,780	5,716,772	41,153	5,757,925	392,763	8	392,771	11,052,097	70,295	11,122,392
North Carolina	3,498,169	48,194	3,546,363	12,065	20,460	32,525	4,425,918	70,219	4,496,137	195,336	282	195,618	8,131,488	139,155	8,270,643
North Dakota	238,964	4,374	243,338	970	1,865	2,835	596,328	13,453	609,781	38,985	15	39,000	875,247	19,707	894,954
Ohio	4,648,574	45,373	4,693,947	34,203	6,541	40,844	5,478,824	64,328	5,543,152	408,088	25	408,114	10,569,689	116,368	10,686,057
Oklahoma	1,371,425	7,797	1,379,222	1,880	1,291	3,171	2,201,925	17,150	2,219,075	135,936	1	135,937	3,711,166	26,239	3,737,405
Oregon	1,458,348	25,228	1,483,576	8,209	8,860	17,069	2,130,220	44,623	2,174,823	135,464	774	136,238	3,732,221	79,485	3,811,706
Pennsylvania	4,590,646	49,825	4,640,471	53,160	2,688	55,848	5,587,285	72,181	5,659,466	392,252	785	393,037	10,623,343	125,479	10,748,822
Rhode Island	428,967	7,280	436,247	1,879	406	2,285	398,255	8,304	406,559	31,034	103	31,137	860,135	16,093	876,228
South Carolina	1,754,908	85,449	1,840,357	5,408	12,305	17,713	2,234,416	113,832	2,348,248	117,633	472	118,105	4,112,365	212,058	4,324,423
South Dakota	358,446	6,130	364,576	—	2,339	2,339	749,715	14,987	764,702	114,143	599	114,742	1,222,304	24,055	1,246,359
Tennessee	2,295,987	51,819	2,347,806	2,892	25,150	28,042	3,088,978	77,136	3,166,114	165,507	2,454	167,961	5,553,364	156,559	5,709,923
Texas	8,193,715	93,339	8,287,054	18,647	48,050	66,697	12,861,711	175,585	13,037,296	374,018	901	374,919	21,448,091	318,075	21,766,166
Utah	929,767	10,837	940,604	2,417	3,569	5,986	1,287,877	20,392	1,288,069	82,425	198	82,623	2,282,386	34,996	2,317,382
Vermont	225,365	4,205	229,570	325	767	1,092	347,063	7,249	354,312	30,976	—	30,976	603,729	12,221	615,950
Virginia	3,196,419	46,101	3,242,520	7,920	25,287	33,207	3,764,157	69,377	3,833,534	191,135	685	191,820	7,159,631	141,450	7,301,081
Washington	2,863,653	72,003	2,935,656	5,091	17,964	23,055	3,745,301	107,542	3,852,843	236,134	1	236,135	6,850,179	197,510	7,047,689
West Virginia	571,447	13,152	584,599	246	3,078	3,324	1,029,705	26,107	1,055,812	59,733	1,357	61,090	1,661,131	43,694	1,704,825
Wisconsin	2,125,015	34,909	2,159,924	14,708	4	14,712	3,000,490	53,944	3,054,434	334,950	409	335,359	5,475,163	89,266	5,564,429
Wyoming	208,062	3,551	211,613	2,664	1,554	4,218	596,739	12,619	609,358	29,932	109	30,041	837,397	17,833	855,230
Total	111,490,611	1,470,655	112,961,266	567,573	408,588	976,161	143,913,338	2,268,938	146,182,276	8,649,613	29,767	8,679,380	264,621,135	4,177,948	268,799,083

Sums may not equal to totals due to rounding.

(1) Many states do not maintain records on publicly-owned vehicles. Total may not represent an accurate count of the total number of publicly-owned vehicles.

(2) Poor quality data; estimated by FHWA based on State reported data or data from secondary sources.

(3) State did not provide data; estimated by FHWA based on prior year's data or data from secondary sources.

# Source For Forms FHWA-561, FHWA-566 and Guide to Highway Statistics

- Forms FHWA-561, FHWA-566 and the Guide are currently available on FHWA website at:
  - <http://www.fhwa.dot.gov/eforms/mv-dl.htm>
  - <http://www.fhwa.dot.gov/policyinformation/hss/guide/ch3.cfm>

# Questions/Comments

Brian Lomax, (202) 366-5042

[Brian.Lomax@dot.gov](mailto:Brian.Lomax@dot.gov)