

## FUEL PRICES FOR SELECTED COUNTRIES

First Quarter of 2002

OCTOBER 2003

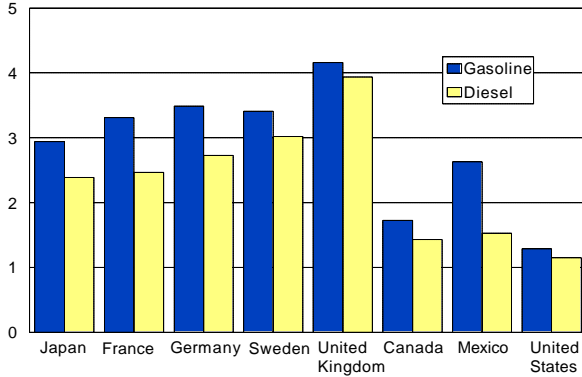
TABLE IN-5

	ASIA	EUROPE				AMERICA		
	JAPAN	FRANCE	GERMANY	SWEDEN	UNITED KINGDOM	CANADA	MEXICO	UNITED STATES
Gasoline Price (Premium) 1/								
Current \$/gallon	\$2.94	\$3.31	\$3.49	\$3.41	\$4.16	\$1.73	\$2.63	\$1.29
Current \$/litre	\$0.77	\$0.87	\$0.92	\$0.90	\$1.09	\$0.46	\$0.69	\$0.34
Diesel Price 1/								
Current \$/gallon	\$2.39	\$2.47	\$2.73	\$3.02	\$3.94	\$1.43	\$1.53	\$1.15
Current \$/litre	\$0.63	\$0.65	\$0.72	\$0.79	\$1.04	\$0.38	\$0.40	\$0.79

Source: Prepared from "International Energy Annual, 2001," Petroleum Product Prices  
1/ As of first quarter of 2002

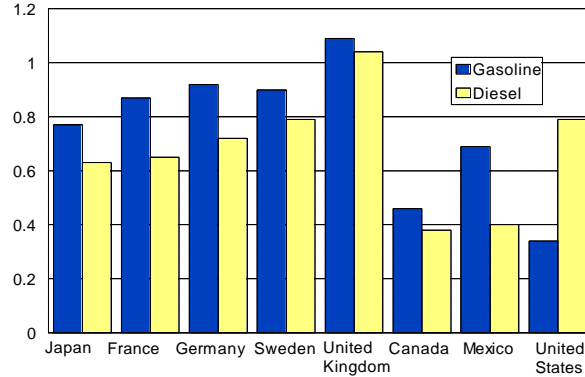
### Dollars per Gallon

Gasoline and Diesel Fuel



### Dollars per Litre

Gasoline and Diesel Fuel



## FATALITIES AND FATALITY RATES FOR SELECTED COUNTRIES

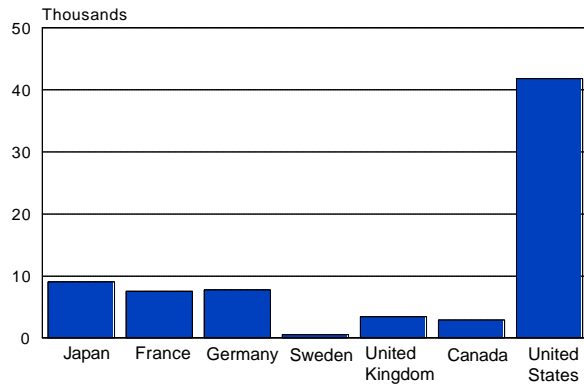
OCTOBER 2003

TABLE IN-6

	ASIA	EUROPE				AMERICA		
	JAPAN	FRANCE	GERMANY	SWEDEN	UNITED KINGDOM	CANADA	MEXICO	UNITED STATES
	(2000)	(2000)	(1999)	(2001)	(1999)	(2000)		(2001)
Fatalities	9,066	7,543	7,772	554	3,423	2,917	Not Reported	41,821
Fatality Rate per 100 Million Vehicle Kilometers	1.20	1.44	1.27	0.79	0.40	1.60	Not Reported	1.62

Source: Prepared from "World Road Statistics - 2003" of the International Road Federation, and the "Highway Statistics 2001" of the Federal Highway Administration,

### Fatalities



### Fatality Rate

Per 100 million vehicle kilometers

