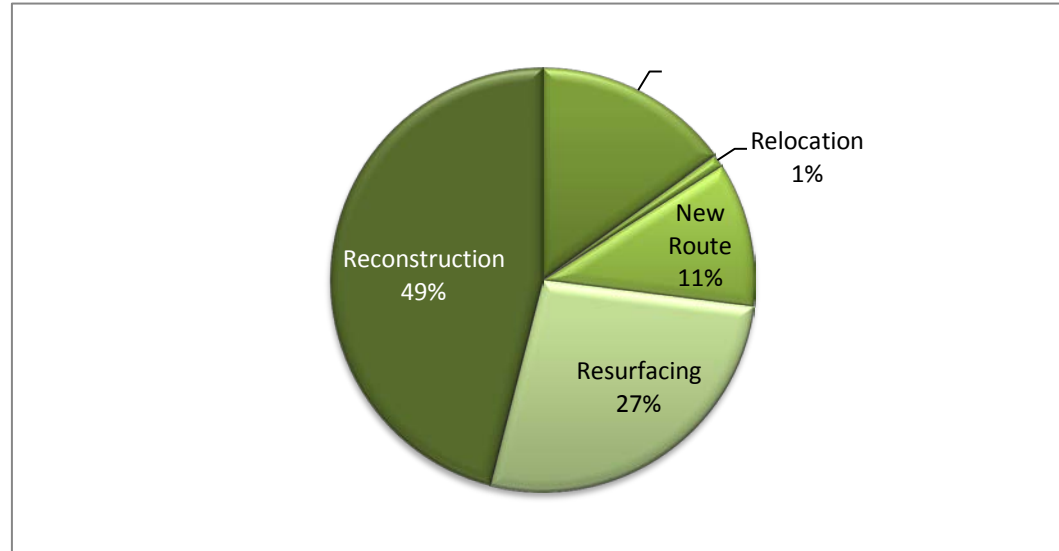
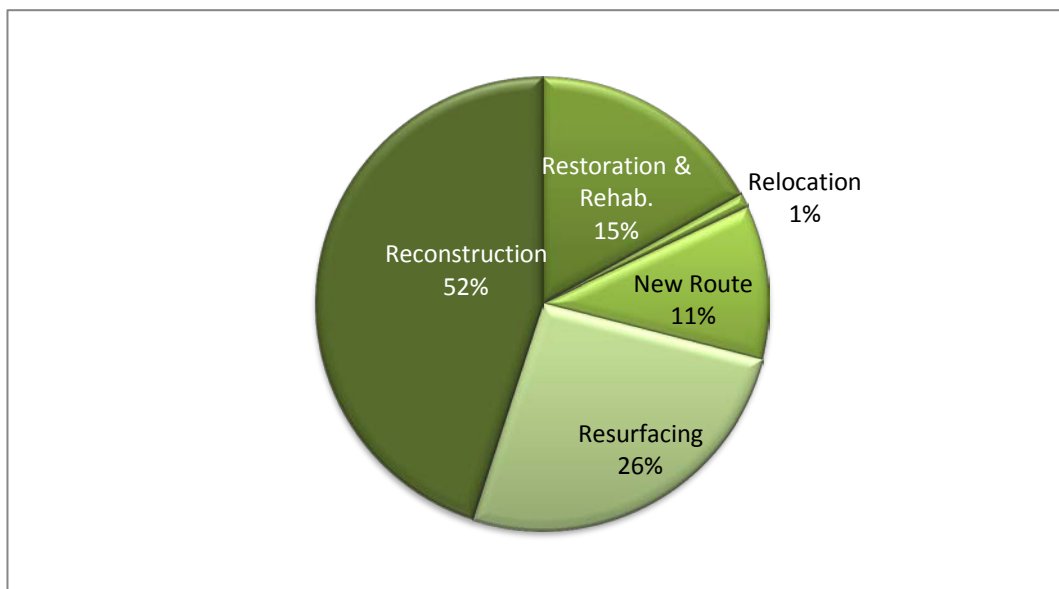


Obligation of Federal Funds for Roadway Projects by Improvement Type 1/

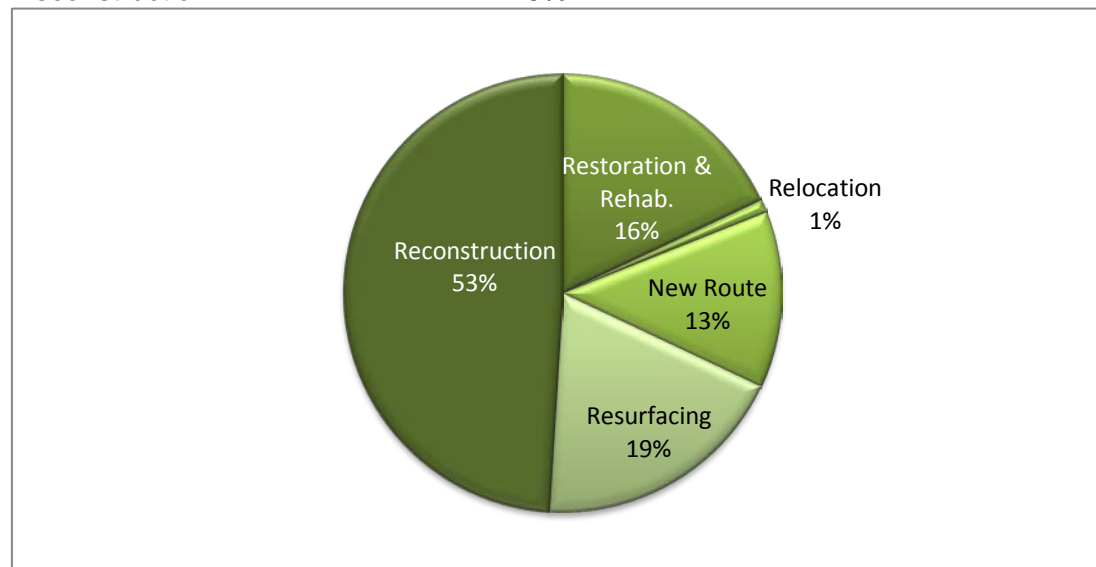
Year 2010 =	\$22,692,585
Restoration & Rehab.	15%
Relocation	1%
New Route	11%
Resurfacing	27%
Reconstruction	46%



Year 2009 =	\$31,367,445
Restoration & Rehab.	17%
Relocation	1%
New Route	11%
Resurfacing	26%
Reconstruction	45%



Year 2008 =	\$16,398,939
Restoration & Rehab.	18%
Relocation	1%
New Route	13%
Resurfacing	19%
Reconstruction	49%



1/ Data source is the Fiscal Management Information System (FMIS) of the Federal Highway Administration. Major widening is now included in Reconstruction-added capacity. Minor widening is now included in Reconstruction-no added capacity. Reconstruction in these piecharts includes both major widening or minor widening.