









SOCIAL AND DEMOGRAPHIC CHARACTERISTICS FOR SELECTED COUNTRIES

JULY 2011

TABLE IN-2

	ASIA		EUROPE			NORTH AMERICA		
	CHINA 	JAPAN 	FRANCE 	GERMANY 	U.K. 	CANADA 	MEXICO 	U.S. 
Population 1/	1,336,718,015	126,475,664	65,102,719	81,471,834	62,698,362	34,030,589	113,724,226	313,232,044
Land Area 1/ (square kilometers)	9,569,901	364,485	640,053	348,672	241,930	9,093,507	1,943,945	9,161,966
Population Density (persons per square kilometer)	139.7	347.0	101.7	233.7	259.2	3.7	58.5	34.2
GDP (trillion \$) 1/ (Purchasing Power Parity)	\$9.87	\$5.39	\$2.55	\$2.96	\$2.19	\$1.34	\$1.56	\$14.62
GDP per Capita (\$) 1/ (Purchasing power parity)	\$7,400	\$34,200	\$33,300	\$35,900	\$35,100	\$39,600	\$13,800	\$47,400

1/ Data source: "The World Fact Book" of the U.S. Central Intelligence Agency (CIA).
Data for population is estimated as of July 2011, and 2010 for GDP data..

