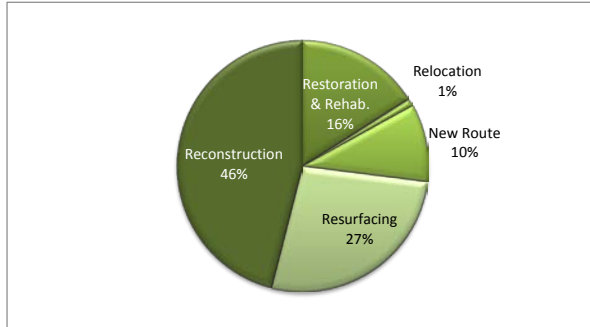
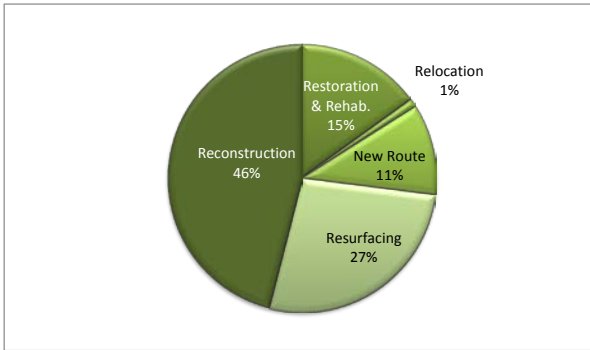


Obligation of Federal Funds for Roadway Projects by Improvement Type 1/

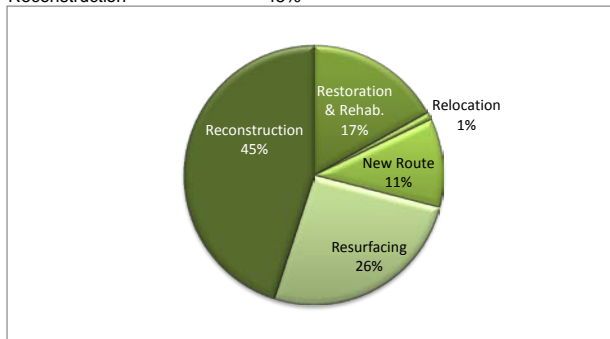
| | |
|----------------------|---------------------|
| Year 2011 = | \$17,301,024 |
| Restoration & Rehab. | 16% |
| Relocation | 1% |
| New Route | 10% |
| Resurfacing | 27% |
| Reconstruction | 46% |



| | |
|----------------------|---------------------|
| Year 2010 = | \$22,692,585 |
| Restoration & Rehab. | 15% |
| Relocation | 1% |
| New Route | 11% |
| Resurfacing | 27% |
| Reconstruction | 46% |



| | |
|----------------------|---------------------|
| Year 2009 = | \$31,367,445 |
| Restoration & Rehab. | 17% |
| Relocation | 1% |
| New Route | 11% |
| Resurfacing | 26% |
| Reconstruction | 45% |



1/ Data source is the Fiscal Management Information System (FMIS) of the Federal Highway Administration. Major widening is now included in Reconstruction-added capacity. Minor widening is now included in Reconstruction-no added capacity. Reconstruction in these piecharts includes both major widening or minor widening.