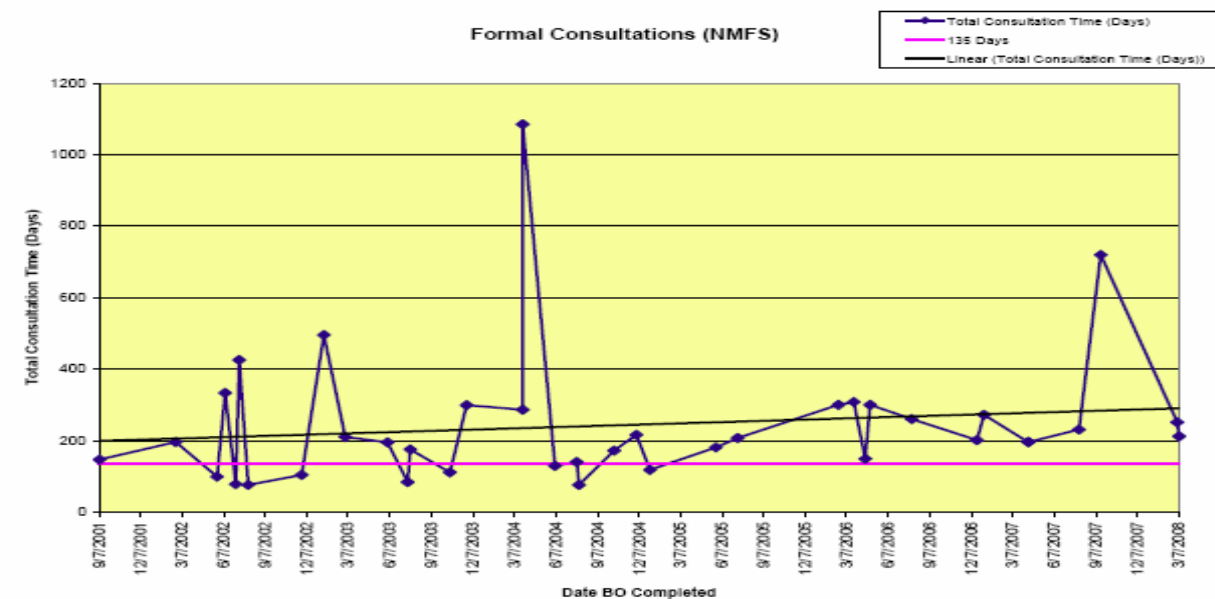
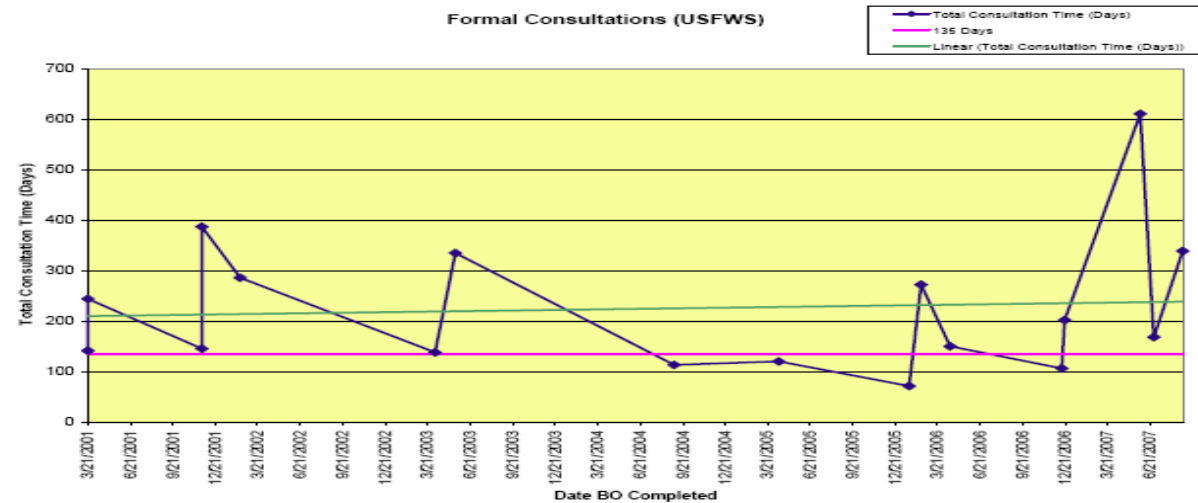


Endangered species act (ESA) formal consultation data



These charts show the formal timeframes from 2001 to present for endangered species act (ESA) consultations for the US Fish & Wildlife Service (USF&WS) and the National Oceanic & Atmospheric Administration—Fisheries Service (NMFS) beginning with consultations in April 2001. Each diamond point represents the number of days needed for completion of a formal consultation for a specific project. Formal consultation is entered into when a project is determined “likely to adversely affect” a listed endangered species (some of the most encountered on projects are chinook, coho, sockeye, and chum salmon; bull trout; bald eagles, and marbled murrelets). Formal consultations are required to be completed with 135 days (90 days for consultation and 45 days to prepare a biological opinion (BO)).

Semi-Annual Project Delivery Report

Fiscal Year 2008 Quarters 1 & 2 (October 2007-March 2008)
 Issue III, May 6, 2008

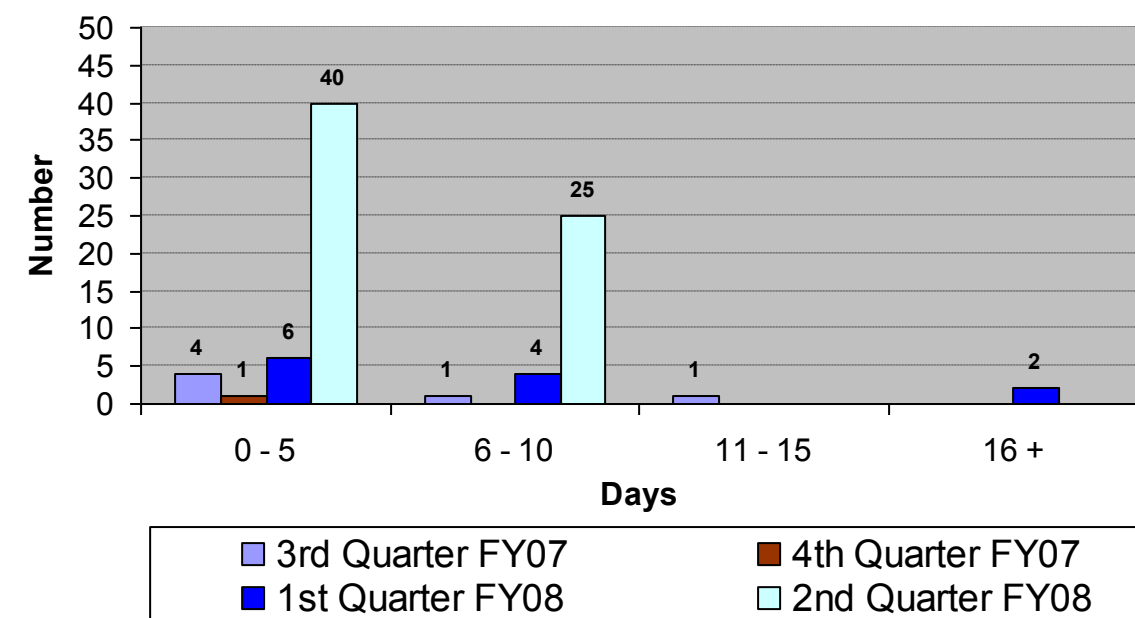
Introduction

The Federal Highway Administration (FHWA) Washington Division has developed the following Project Delivery Report which highlights some of the broad array of activities / initiatives / approvals we perform to assist the Washington State Department of Transportation (WSDOT) and local agencies in delivering projects.

Presented below and herein are charts / graphs of project delivery measures. Additional charts / graphs will be added in future reports as new data is gathered for supplemental measures. On the last page we highlight other project delivery challenges.

We will continue to add to / revise the performance measures for future reporting and welcome any suggestions. Our goal is to continue to set the standard for excellence in FHWA in project delivery.

Approval of ER Damage Inspection Reports by Quarter

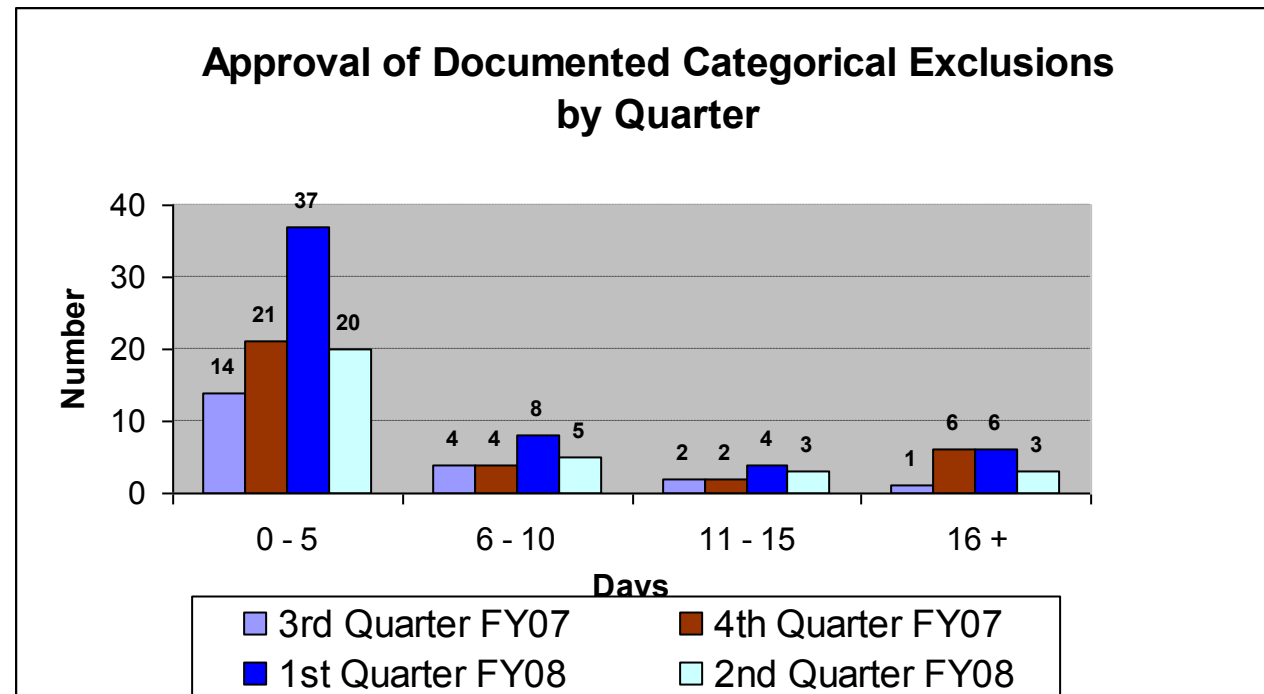


This chart shows the timeliness of approval for emergency relief (ER) damage inspection reports. Our goal is to approve 90% of these reports within 10 business days of receipt.

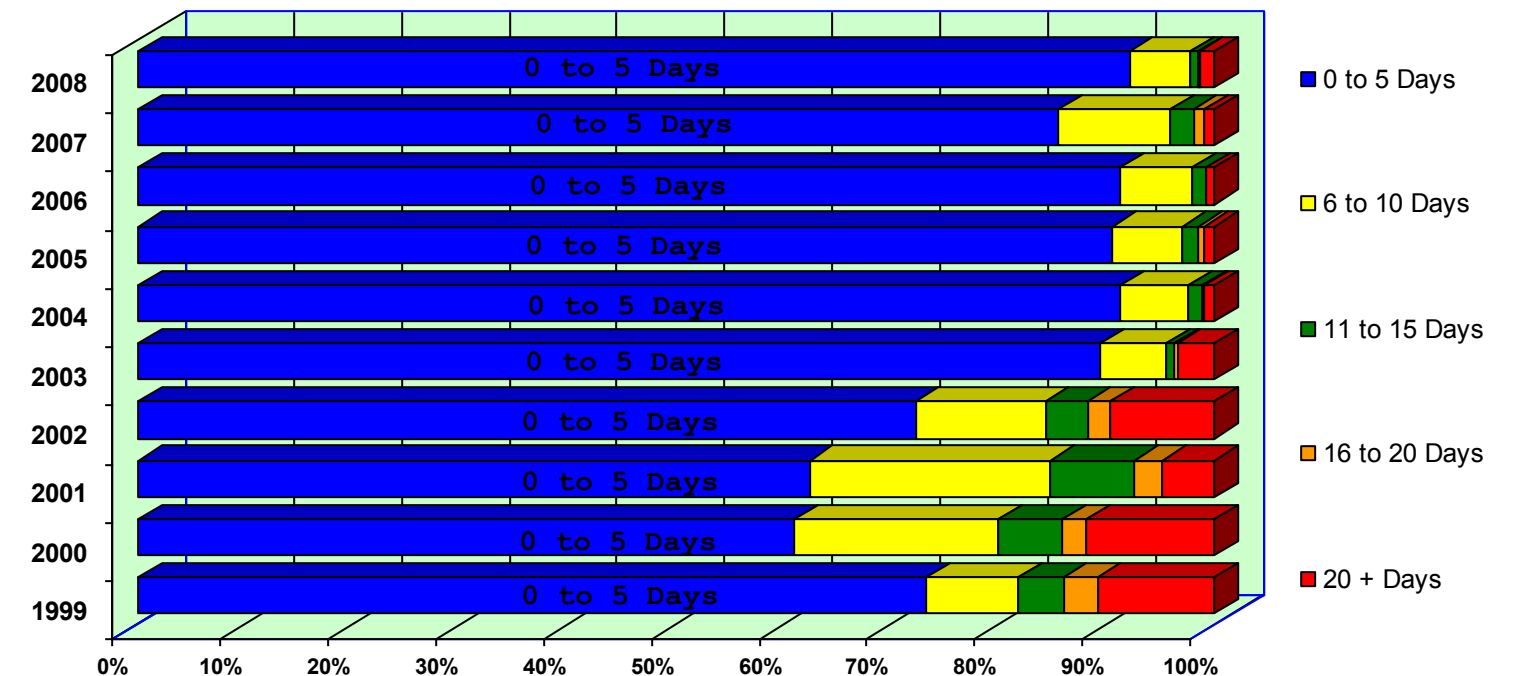
For more information contact:

Dan Mathis
 Division Administrator
 FHWA Washington Division
 360-753-9480
 Daniel.Mathis@fhwa.dot.gov

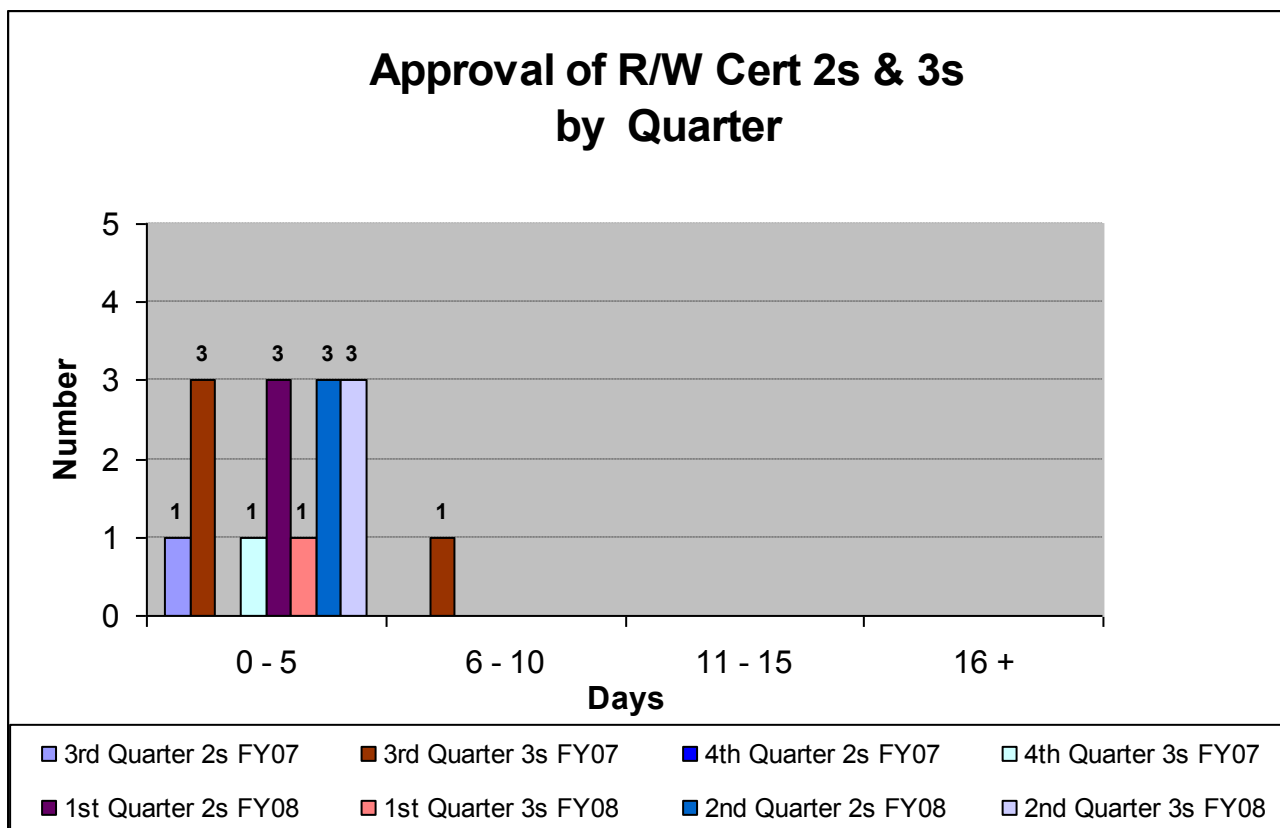
Kevin Ward
 Assistant Division Administrator
 FHWA Washington Division
 360-753-9480
 Kevin.Ward@fhwa.dot.gov



This chart shows the timeliness of approval of documented categorical exclusions (DCEs) by quarter for FFYs 2007 and 2008. As the chart depicts, we are approving the vast majority of DCEs within the first five (5) business days of receipt.



This chart shows the timeliness of approval of authorizations for preliminary engineering, right-of-way, and construction projects using federal-aid funds submitted to the Washington Division office since 1999. Significant progress has been made in the timeliness of approving projects since 2000. Our goal is to approve 90% of all authorizations / modifications within five (5) business days of receipt.



This chart shows the timeliness of approval for right-of-way (R/W) certifications 3 (approval of certifications 1 and 2 has been delegated to WSDOT). In order to authorize the advertisement of a project for construction, the State must certify the R/W has been cleared, per 23 CFR 635.309. A certification 3 means there are some parcels where rights have not been obtained and there may be some displaces remaining. Certification 3s are to be used infrequently. Our goal is to approve 90% of certification 3s within 10 working days of receipt.

Timeliness of Authorizations / Modifications

Completed With-in	1999	2000	2001	2002	2003	2004	2005	2006	2007	2008
0 to 5 Days	208	780	858	724	1327	1463	1456	943	1451	754
6 to 10 Days	24	241	307	121	90	101	103	68	175	46
11 to 15 Days	12	77	109	39	10	22	24	13	37	6
16 to 20 Days	9	29	34	21	5	3	8	1	18	1
20 + Days	31	152	68	98	52	15	17	8	16	12
TOTALS	284	1279	1376	1003	1484	1604	1608	1033	1697	819

This table reflects the number of authorizations / modifications approved within certain timeframes since 1999. In the first half of federal fiscal year (FFY) 2008 our approval has increased to 92% (754/819) up from 86% (1451/1697) within the first five (5) business days. The 92% exceeded our goal of 90%! This is attributed to being fully staffed, as well as the emphasis placed on timely approvals. (Note: the FFY begins on October 1 and ends on September 30 of the following year.)