



ALLOCATED EARMARK PROJECTS STATUS FOR FUND AVAILABLE IN FMIS

Demo by STATE or TERRITORY LESS THAN 10%, As of October 1, 2020

State or Territory	Demo ID	Demo Description	Allocated Amount*	Obligated Amount	Unobligated Balance	% Obligated
Alabama	AL124	City of Vestavia Hills Pedestrian Walkway to Cross U.S. 31.	\$560,826.00	\$0.00	\$560,826.00	0.00%
Alabama	AL181	Southside bridge replacement, Etowah County, AL	\$980,000.00	\$0.00	\$980,000.00	0.00%
Alabama Total			\$1,540,826.00	\$0.00	\$1,540,826.00	

*Note: The amounts authorized in legislation may differ from the actual allocated amounts due to additional RABA funds, rescissions, adjustments due to obligation limitation, transfers, and other adjustments.



ALLOCATED EARMARK PROJECTS STATUS FOR FUND AVAILABLE IN FMIS

Demo by STATE or TERRITORY LESS THAN 10%, As of October 1, 2020

State or Territory	Demo ID	Demo Description	Allocated Amount*	Obligated Amount	Unobligated Balance	% Obligated
Alaska	AK053	Ship Creek Improvements, Alaska	\$1,000,000.00	\$0.00	\$1,000,000.00	0.00%
Alaska	AK068	Ship Creek Improvements, Alaska	\$1,103,013.48	\$0.00	\$1,103,013.48	0.00%
Alaska	AK089	For completion of the Shotgun Cove Road, from Whittier, Alaska to the area of Decision Point, Alaska	\$406,299.00	\$0.00	\$406,299.00	0.00%
Alaska	AK160	Anchorage: Study, design, and engineering of Knik crossing approach routes to minimize traffic congestion	\$2,004,682.00	\$87,376.11	\$1,917,305.89	4.36%
Alaska	AK162	McGrath: Road erosion control along the Kuskokwim River	\$48,101.25	\$0.00	\$48,101.25	0.00%
Alaska Total			\$4,562,095.73	\$87,376.11	\$4,474,719.62	

*Note: The amounts authorized in legislation may differ from the actual allocated amounts due to additional RABA funds, rescissions, adjustments due to obligation limitation, transfers, and other adjustments.

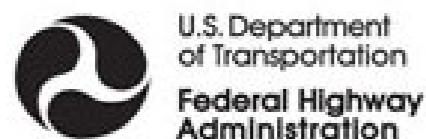


ALLOCATED EARMARK PROJECTS STATUS FOR FUND AVAILABLE IN FMIS

Demo by STATE or TERRITORY LESS THAN 10%, As of October 1, 2020

State or Territory	Demo ID	Demo Description	Allocated Amount*	Obligated Amount	Unobligated Balance	% Obligated
Arkansas	AR075	Highway 77 Rail Grade Separation	\$801,180.00	\$0.00	\$801,180.00	0.00%
Arkansas	AR088	Russellville Intermodal Facility construct access roads from AR Hwy 247, purchase Right-of-Way.	\$2,002,950.00	\$0.00	\$2,002,950.00	0.00%
Arkansas	AR094	For acquisition and construction of an alternate transportation (pedestrian/bicycle) trail from East Little Rock to Pinnacle Mountain State Park	\$160,236.00	\$0.00	\$160,236.00	0.00%
Arkansas	AR105	Highway 77 Rail Grade Separation in Marion	\$3,004,425.00	\$0.00	\$3,004,425.00	0.00%
Arkansas	AR116	Russellville Intermodal Facility: construct access roads from AR Hwy 247, purchase Right-of-Way.	\$400,590.00	\$0.00	\$400,590.00	0.00%
Arkansas Total			\$6,369,381.00	\$0.00	\$6,369,381.00	

*Note: The amounts authorized in legislation may differ from the actual allocated amounts due to additional RABA funds, rescissions, adjustments due to obligation limitation, transfers, and other adjustments.

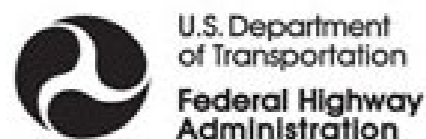


ALLOCATED EARMARK PROJECTS STATUS FOR FUND AVAILABLE IN FMIS

Demo by STATE or TERRITORY LESS THAN 10%, As of October 1, 2020

State or Territory	Demo ID	Demo Description	Allocated Amount*	Obligated Amount	Unobligated Balance	% Obligated
California	CA096	Construct San Francisco Regional Intermodal Terminal	\$814,953.00	\$0.00	\$814,953.00	0.00%
California	CA275	Interstate 5 State Route 78 Interchange Improvement	\$491,964.00	\$0.00	\$491,964.00	0.00%
California	CA330	Quincy-Oroville Highway Rehabilitation in Plumas County	\$81,259.00	\$0.00	\$81,259.00	0.00%
California	CA378	Reduce Orange County Congestion Program	\$20,315.00	\$0.00	\$20,315.00	0.00%
California	CA379	Transportation improvement project near Chevy Chase Drive, Glendale	\$65,009.00	\$0.00	\$65,009.00	0.00%
California	CA431	Golden Gate National Parks Conservancy--Plan and Implement Trails and Bikeways Plan for the Golden Gate National Recreation Area and Presidio	\$507,875.00	\$0.00	\$507,875.00	0.00%
California	CA433	Improve the Rosecrans Ave. and Alondra Blvd. bridges over the San Gabriel River in Bellflower.	\$40,059.00	\$0.00	\$40,059.00	0.00%
California	CA525	Construction of an interchange at Lammers Road and I-205, Tracy, CA.	\$801,180.00	\$0.00	\$801,180.00	0.00%
California	CA549	Interstate 15 and Winchester Road Interchange Project.	\$1,602,360.00	\$0.00	\$1,602,360.00	0.00%
California	CA584	Widen I-5 to 10 Lanes and Improve Corridor Arterials, SR 91 to I-710.	\$4,166,136.00	\$0.00	\$4,166,136.00	0.00%
California	CA625	Improvement of intersection at Inglewood Ave. and Marine Ave. to reduce congestion, City of Lawndale	\$2,603,835.00	\$93,005.52	\$2,510,829.48	3.57%
California	CA656	Interstate 5 and State Route 78 Interchange Improvements	\$4,005,900.00	\$0.00	\$4,005,900.00	0.00%
California	CA659	Construction and enhancements of trails in the Santa Monica Mountains National Recreation Area	\$81,259.00	\$0.00	\$81,259.00	0.00%
California	CA665	Improve access from I-8 and construct parking lot for the Imperial Sand Dunes Recreation Area Visitor's Center, Imperial Valley.	\$81,259.00	\$0.00	\$81,259.00	0.00%
California	CA706	Plan and improve Orange County's transportation system to reduce congestion, Orange County Council of Governments	\$101,669.00	\$0.00	\$101,669.00	0.00%
California	CA804	Bristol Street Widening, Orange County, CA	\$656,600.00	\$0.00	\$656,600.00	0.00%
California	CA814	Mission Street Pedestrian Improvements, South Pasadena, CA	\$245,000.00	\$0.00	\$245,000.00	0.00%
California	CA836	Assessment of Transit-Oriented Development Along Phase II of the Gold Line Foothill Extension, Monrovia, CA	\$237,500.00	\$0.00	\$237,500.00	0.00%
California	CA851	Atlantic Boulevard South, CA	\$499,915.00	\$0.00	\$499,915.00	0.00%
California	CA853	Garfield Avenue Improvements (Gage Avenue to Ferguson Drive), CA	\$499,915.00	\$0.00	\$499,915.00	0.00%
California	CA858	Paramount Boulevard Improvements, Monterey Park, CA	\$249,957.00	\$0.00	\$249,957.00	0.00%
California	CA863	Schuyler Heim Bridge Replacement and SR-47 Expressway, CA	\$499,915.00	\$0.00	\$499,915.00	0.00%
California	CA868	Westlake Transit Improvement, CA	\$499,915.00	\$0.00	\$499,915.00	0.00%
California Total			\$18,853,749.00	\$93,005.52	\$18,760,743.48	

*Note: The amounts authorized in legislation may differ from the actual allocated amounts due to additional RABA funds, rescissions, adjustments due to obligation limitation, transfers, and other adjustments.



ALLOCATED EARMARK PROJECTS STATUS FOR FUND AVAILABLE IN FMIS

Demo by STATE or TERRITORY LESS THAN 10%, As of October 1, 2020

State or Territory	Demo ID	Demo Description	Allocated Amount*	Obligated Amount	Unobligated Balance	% Obligated
Connecticut	CT103	Construct Shoreline Greenway Trail, Madison.	\$801,180.00	\$57,571.73	\$743,608.27	7.19%
Connecticut	CT115	Construction of Intermodal Transportation facility in Bridgeport	\$507,874.89	\$0.00	\$507,874.89	0.00%
Connecticut	CT119	Construct walking bridge and trail connecting Mill River Revitalization Project with west side of river in Stamford.	\$1,502,213.00	\$0.00	\$1,502,213.00	0.00%
Connecticut	CT125	Replace existing parking garage in Middletown, with 4-story, handicapped accessible parking garage.	\$8,011,800.00	\$614,560.00	\$7,397,240.00	7.67%
Connecticut	CT129	Fund University of Connecticut for improving air quality and reducing emissions.	\$101,574.98	\$0.00	\$101,574.98	0.00%
Connecticut	CT140	Widen Route 34, Derby	\$1,001,475.00	\$0.00	\$1,001,475.00	0.00%
Connecticut	CT148	Construct Shoreline Greenway Trail, Guilford, Banford, East Haven.	\$250,369.00	\$0.00	\$250,369.00	0.00%
Connecticut	CT149	Development and demonstration in Connecticut of fuel cell technologies for buses in urban areas	\$481,012.18	\$0.00	\$481,012.18	0.00%
Connecticut	CT176	Hockanum River Linear Park Trail Extension, East Hartford, CT	\$475,000.00	\$0.00	\$475,000.00	0.00%
Connecticut	CT180	Route 20-Route 75 Interchange Reconfiguration, Windsor Locks, CT	\$475,000.00	\$0.00	\$475,000.00	0.00%
Connecticut	CT184	Demolition of Congress Street Bridge, Bridgeport, CT	\$499,915.00	\$0.00	\$499,915.00	0.00%
Connecticut	CT187	Park Avenue Revitalization Project, East Hartford, CT	\$399,932.00	\$0.00	\$399,932.00	0.00%
Connecticut Total			\$14,507,346.05	\$672,131.73	\$13,835,214.32	

*Note: The amounts authorized in legislation may differ from the actual allocated amounts due to additional RABA funds, rescissions, adjustments due to obligation limitation, transfers, and other adjustments.



ALLOCATED EARMARK PROJECTS STATUS FOR FUND AVAILABLE IN FMIS

Demo by STATE or TERRITORY LESS THAN 10%, As of October 1, 2020

State or Territory	Demo ID	Demo Description	Allocated Amount*	Obligated Amount	Unobligated Balance	% Obligated
Delaware	DE038	Remediation and Reuse of Reclaimed Port Land, DE	\$730,375.00	\$0.00	\$730,375.00	0.00%
Delaware Total			\$730,375.00	\$0.00	\$730,375.00	

*Note: The amounts authorized in legislation may differ from the actual allocated amounts due to additional RABA funds, rescissions, adjustments due to obligation limitation, transfers, and other adjustments.



ALLOCATED EARMARK PROJECTS STATUS FOR FUND AVAILABLE IN FMIS

Demo by STATE or TERRITORY LESS THAN 10%, As of October 1, 2020

State or Territory	Demo ID	Demo Description	Allocated Amount*	Obligated Amount	Unobligated Balance	% Obligated
District Of Columbia	DC029	Rock Creek Recreational Trail study to assess feasibility of constructing recreation trail.	\$801,180.00	\$29,348.04	\$771,831.96	3.66%
District Of Columbia	DC034	Forest City Southeast Federal Center and Anacostia Waterfront Improvements, DC	\$490,000.00	\$0.00	\$490,000.00	0.00%
District Of Columbia Total			\$1,291,180.00	\$29,348.04	\$1,261,831.96	

*Note: The amounts authorized in legislation may differ from the actual allocated amounts due to additional RABA funds, rescissions, adjustments due to obligation limitation, transfers, and other adjustments.

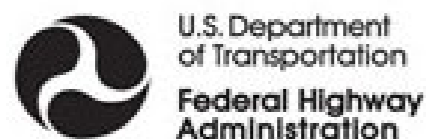


ALLOCATED EARMARK PROJECTS STATUS FOR FUND AVAILABLE IN FMIS

Demo by STATE or TERRITORY LESS THAN 10%, As of October 1, 2020

State or Territory	Demo ID	Demo Description	Allocated Amount*	Obligated Amount	Unobligated Balance	% Obligated
Florida	FL308	Gulf Coast Parkway--Design, engineering, and construction of a 2-lane Gulf Coast/US 98 bypass.	\$8,011,801.00	\$0.00	\$8,011,801.00	0.00%
Florida	FL377	Davie Road Upgrade, Davie, FL	\$499,915.00	\$0.00	\$499,915.00	0.00%
Florida Total			\$8,511,716.00	\$0.00	\$8,511,716.00	

*Note: The amounts authorized in legislation may differ from the actual allocated amounts due to additional RABA funds, rescissions, adjustments due to obligation limitation, transfers, and other adjustments.



ALLOCATED EARMARK PROJECTS STATUS FOR FUND AVAILABLE IN FMIS

Demo by STATE or TERRITORY LESS THAN 10%, As of October 1, 2020

State or Territory	Demo ID	Demo Description	Allocated Amount*	Obligated Amount	Unobligated Balance	% Obligated
Georgia	GA106	The Carrollton Greenbelt Project, City of Carrollton, Georgia.	\$280,413.00	\$0.00	\$280,413.00	0.00%
Georgia	GA133	National Infantry Museum Transportation Network	\$243,780.00	\$0.00	\$243,780.00	0.00%
Georgia	GA169	Construct U.S. 411 Connector from U.S. 41 to I-75, Bartow County, Georgia.	\$16,023,601.00	\$0.00	\$16,023,601.00	0.00%
Georgia	GA196	Widen and construct U.S. 84 Connector Bypass from west of U.S. 84 SR 119 west of Hinesville to U.S. 84 SR 196 south of Flemington, Liberty County, Georgia.	\$2,403,540.00	\$0.00	\$2,403,540.00	0.00%
Georgia	GA209	Improvement and construction of SR 40 from east of St. Marys cutoff at mile post 5.0, Charlton County to County Route 61, Camden County, Georgia	\$801,180.00	\$0.00	\$801,180.00	0.00%
Georgia	GA217	Construct U.S. 411 Connector from U.S. 41 to I-75, Bartow County, Georgia.	\$801,180.00	\$0.00	\$801,180.00	0.00%
Georgia	GA220	National Infantry Museum Transportation Network, Georgia.	\$304,725.00	\$0.00	\$304,725.00	0.00%
Georgia	GA242	Transportation improvements to U.S. 84 Connector/ Bypass from west of U.S. 84/SR 119 west of Hinesville to U.S. 84/SR 196 south of Flemington, Liberty County	\$1,001,475.00	\$0.00	\$1,001,475.00	0.00%
Georgia	GA289	Bartow County, U.S. 411 Connector from U.S. 41 to I-75	\$3,004,425.00	\$80,200.08	\$2,924,224.92	2.67%
Georgia	GA306	U.S. 84 Connector/Bypass from west of U.S. 84/SR 119 west of Hinesville to U.S. 84/SR 196 south of Flemington, Liberty County	\$1,002,341.00	\$0.00	\$1,002,341.00	0.00%
Georgia	GA310	Kingsland bypass from CR 61 to I-95, Camden County	\$4,009,366.00	\$0.00	\$4,009,366.00	0.00%
Georgia	GA311	SR 40 from east of St. Mary's cut off at mile post 5.0, Charlton County, to County Route 61, Camden County Widening	\$2,004,683.00	\$0.00	\$2,004,683.00	0.00%
Georgia	GA345	Hammond Drive Roadway Upgrades/ City of Sandy Springs, GA	\$499,915.00	\$0.00	\$499,915.00	0.00%
Georgia Total			\$32,380,624.00	\$80,200.08	\$32,300,423.92	

*Note: The amounts authorized in legislation may differ from the actual allocated amounts due to additional RABA funds, rescissions, adjustments due to obligation limitation, transfers, and other adjustments.



ALLOCATED EARMARK PROJECTS STATUS FOR FUND AVAILABLE IN FMIS

Demo by STATE or TERRITORY LESS THAN 10%, As of October 1, 2020

State or Territory	Demo ID	Demo Description	Allocated Amount*	Obligated Amount	Unobligated Balance	% Obligated
Guam	GQ004	Guam Mass Transit Authority Acquisition of transit vehicles for disabled persons	\$400,937.00	\$0.00	\$400,937.00	0.00%
Guam Total			\$400,937.00	\$0.00	\$400,937.00	

*Note: The amounts authorized in legislation may differ from the actual allocated amounts due to additional RABA funds, rescissions, adjustments due to obligation limitation, transfers, and other adjustments.



ALLOCATED EARMARK PROJECTS STATUS FOR FUND AVAILABLE IN FMIS

Demo by STATE or TERRITORY LESS THAN 10%, As of October 1, 2020

State or Territory	Demo ID	Demo Description	Allocated Amount*	Obligated Amount	Unobligated Balance	% Obligated
Hawaii	HI001	Highway Study - Kihei-Heleakala Highway	\$2,494,500.00	\$0.00	\$2,494,500.00	0.00%
Hawaii	HI042	Improvements to Saddle Road on the Island of Hawaii.	\$2,660,000.00	\$0.00	\$2,660,000.00	0.00%
Hawaii	HI043	Saddle Road traffic improvements on the Island of Hawaii	\$433,000.00	\$0.00	\$433,000.00	0.00%
Hawaii Total			\$5,587,500.00	\$0.00	\$5,587,500.00	

*Note: The amounts authorized in legislation may differ from the actual allocated amounts due to additional RABA funds, rescissions, adjustments due to obligation limitation, transfers, and other adjustments.

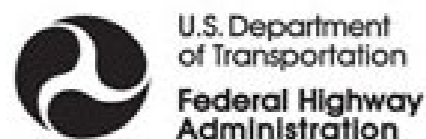


ALLOCATED EARMARK PROJECTS STATUS FOR FUND AVAILABLE IN FMIS

Demo by STATE or TERRITORY LESS THAN 10%, As of October 1, 2020

State or Territory	Demo ID	Demo Description	Allocated Amount*	Obligated Amount	Unobligated Balance	% Obligated
Idaho	ID047	Reconstruct Grangemont Road (ID Forest Hwy 67) from Orofino to Milepost 24.3	\$711,024.54	\$0.00	\$711,024.54	0.00%
Idaho	ID057	Reconstruct Grangemont Road (ID Forest Hwy 67) from Orofino to Milepost 24.3	\$96,202.00	\$0.00	\$96,202.00	0.00%
Idaho	ID064	U.S.-95, Thorncreek Road to Moscow, ID	\$490,000.00	\$0.00	\$490,000.00	0.00%
Idaho Total			\$1,297,226.54	\$0.00	\$1,297,226.54	

*Note: The amounts authorized in legislation may differ from the actual allocated amounts due to additional RABA funds, rescissions, adjustments due to obligation limitation, transfers, and other adjustments.



ALLOCATED EARMARK PROJECTS STATUS FOR FUND AVAILABLE IN FMIS

Demo by STATE or TERRITORY LESS THAN 10%, As of October 1, 2020

State or Territory	Demo ID	Demo Description	Allocated Amount*	Obligated Amount	Unobligated Balance	% Obligated
Illinois	IL247	For Will County to begin Phase II engineering and preconstruction activities for a high level bridge linking Caton Farm Road with Bruce Road	\$1,602,360.00	\$0.00	\$1,602,360.00	0.00%
Illinois	IL274	Road upgrades for the Village of Oreana, IL.	\$708,243.60	\$0.00	\$708,243.60	0.00%
Illinois	IL310	Preconstruction and Construction at IL 31 from Bull Valley Road to IL 176	\$1,938,856.00	\$0.00	\$1,938,856.00	0.00%
Illinois	IL326	Construct Streetscape Project, City of Markham	\$400,590.00	\$31,992.00	\$368,598.00	7.99%
Illinois	IL335	Perform Old Orchard Road Expansion and improvement project between Harms Road and U.S. 41, Cook County	\$801,180.00	\$0.00	\$801,180.00	0.00%
Illinois	IL347	Design, land acquisition, and construct West State St. (US Business 20) from Meridan Rd. to Rockton Ave. in Rockford, IL	\$1,602,360.00	\$0.00	\$1,602,360.00	0.00%
Illinois	IL356	Extend Frank Scott Parkway East Road to Scott AFB, St. Clair County	\$2,243,304.00	\$0.00	\$2,243,304.00	0.00%
Illinois	IL359	Construction of CAP I-290 Village of Oak Park.	\$801,180.00	\$0.00	\$801,180.00	0.00%
Illinois	IL406	Midlothian Road Signalization, Lake Zurich	\$480,708.00	\$44,179.09	\$436,528.91	9.19%
Illinois	IL407	Eastern Peoria Bypass and (Ring Road) study and land acquisition.	\$2,403,540.00	\$0.00	\$2,403,540.00	0.00%
Illinois	IL452	For improvements to the road between Brighton and Bunker Hill in Macoupin County	\$1,001,475.00	\$0.00	\$1,001,475.00	0.00%
Illinois	IL456	Preconstruction, construction, and related research and studies of I-290 Cap the Ike project in the village of Oak Park	\$1,502,950.00	\$0.00	\$1,502,950.00	0.00%
Illinois	IL478	Preconstruction, construction, and related research and studies of I-290 Cap the Ike project in the village of Oak Park	\$2,002,950.00	\$0.00	\$2,002,950.00	0.00%
Illinois	IL487	Preconstruction and construction activities on U.S. 67 from Macomb to Alton.	\$7,010,325.00	\$0.00	\$7,010,325.00	0.00%
Illinois	IL499	Construction of 11th Street Extension in Springfield	\$801,180.00	\$0.00	\$801,180.00	0.00%
Illinois	IL504	For improvements to the road between Brighton and Bunker Hill in Macoupin County	\$1,001,475.00	\$0.00	\$1,001,475.00	0.00%
Illinois	IL551	Algonquin Road Extension, McHenry County, IL	\$245,000.00	\$0.00	\$245,000.00	0.00%
Illinois	IL562	Sheridan Crossing improvements, North Chicago, IL	\$245,000.00	\$0.00	\$245,000.00	0.00%
Illinois	IL565	Twin Bridge Road, Decatur, IL	\$490,000.00	\$0.00	\$490,000.00	0.00%
Illinois	IL569	75th and 79th Street Improvements, IL	\$237,500.00	\$0.00	\$237,500.00	0.00%
Illinois	IL574	IL Route 120 Corridor, Lake County, IL	\$599,897.00	\$0.00	\$599,897.00	0.00%
Illinois Total			\$28,120,073.60	\$76,171.09	\$28,043,902.51	

*Note: The amounts authorized in legislation may differ from the actual allocated amounts due to additional RABA funds, rescissions, adjustments due to obligation limitation, transfers, and other adjustments.



ALLOCATED EARMARK PROJECTS STATUS FOR FUND AVAILABLE IN FMIS

Demo by STATE or TERRITORY LESS THAN 10%, As of October 1, 2020

State or Territory	Demo ID	Demo Description	Allocated Amount*	Obligated Amount	Unobligated Balance	% Obligated
Indiana	IN037	Repair signal wires, grade-crossing warning devices and other safety protections along South Shore Railroad between Gary and Michigan City	\$23,533.37	\$0.00	\$23,533.37	0.00%
Indiana	IN204	Redevelop Hazeldell Road, Hamilton County.	\$160,295.00	\$0.00	\$160,295.00	0.00%
Indiana	IN213	Highway-rail crossing safety related improvements on Route 37 between U.S. 35 and U.S. 50	\$1,122,065.00	\$0.00	\$1,122,065.00	0.00%
Indiana	IN217	Relocation of railroad lines at Gary/Chicago Airport in Gary.	\$7,010,325.00	\$0.00	\$7,010,325.00	0.00%
Indiana	IN258	1-64 Interchange 2.3 miles West of SR 135, Harrison County, IN	\$499,915.00	\$0.00	\$499,915.00	0.00%
Indiana Total			\$8,816,133.37	\$0.00	\$8,816,133.37	

*Note: The amounts authorized in legislation may differ from the actual allocated amounts due to additional RABA funds, rescissions, adjustments due to obligation limitation, transfers, and other adjustments.



ALLOCATED EARMARK PROJECTS STATUS FOR FUND AVAILABLE IN FMIS

Demo by STATE or TERRITORY LESS THAN 10%, As of October 1, 2020

State or Territory	Demo ID	Demo Description	Allocated Amount*	Obligated Amount	Unobligated Balance	% Obligated
Iowa	IA084	Reconstruction of the Neal Smith Trail, bicycle and pedestrian, Polk Co.	\$292,536.00	\$0.00	\$292,536.00	0.00%
Iowa	IA142	Iowa State University, National Center for Portland Cement Concrete Pavement Technology	\$834,166.00	\$0.00	\$834,166.00	0.00%
Iowa	IA144	University of Iowa, Public Policy Center--Field Test of Onboard Computer Assessment of Highway User Fees	\$384,810.00	\$0.00	\$384,810.00	0.00%
Iowa	IA186	Reconstruction of Neal Smith Trail, Polk County (HP: 1284)	\$76,212.11	\$0.00	\$76,212.11	0.00%
Iowa	IA241	Roger Snedden Dr. Extension/Grade Separation-Phase 1, IA	\$999,829.00	\$0.00	\$999,829.00	0.00%
Iowa Total			\$2,587,553.11	\$0.00	\$2,587,553.11	

*Note: The amounts authorized in legislation may differ from the actual allocated amounts due to additional RABA funds, rescissions, adjustments due to obligation limitation, transfers, and other adjustments.

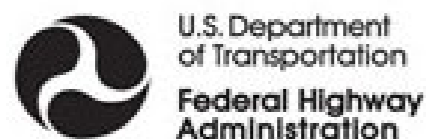


ALLOCATED EARMARK PROJECTS STATUS FOR FUND AVAILABLE IN FMIS

Demo by STATE or TERRITORY LESS THAN 10%, As of October 1, 2020

State or Territory	Demo ID	Demo Description	Allocated Amount*	Obligated Amount	Unobligated Balance	% Obligated
Kansas	KS130	21st Street North Railroad Overpass, KS	\$499,915.00	\$0.00	\$499,915.00	0.00%
Kansas Total			\$499,915.00	\$0.00	\$499,915.00	

*Note: The amounts authorized in legislation may differ from the actual allocated amounts due to additional RABA funds, rescissions, adjustments due to obligation limitation, transfers, and other adjustments.



ALLOCATED EARMARK PROJECTS STATUS FOR FUND AVAILABLE IN FMIS

Demo by STATE or TERRITORY LESS THAN 10%, As of October 1, 2020

State or Territory	Demo ID	Demo Description	Allocated Amount*	Obligated Amount	Unobligated Balance	% Obligated
Kentucky	KY110	Widen U.S. 25 from U.S. 421 North to KY 876, Madison County	\$801,180.00	\$0.00	\$801,180.00	0.00%
Kentucky	KY117	Reconstruct KY 89 from Irvine Bypass to 2000 Feet North of Estill County High School, Estill County	\$600,885.00	\$0.00	\$600,885.00	0.00%
Kentucky	KY120	Study and rehabilitate the I-471 corridor, Campbell County, Kentucky	\$1,602,360.00	\$0.00	\$1,602,360.00	0.00%
Kentucky	KY124	The Kentucky Multi-Highway Preservation Project	\$130,016.00	\$0.00	\$130,016.00	0.00%
Kentucky	KY126	Construct New Technology Triangle Access Road, Campbell County, Kentucky.	\$1,602,360.00	\$0.00	\$1,602,360.00	0.00%
Kentucky	KY135	U.S. 41A Phase II Design and Right-of-Way	\$3,204,720.00	\$0.00	\$3,204,720.00	0.00%
Kentucky	KY137	Construction of interchange connecting US31W to I-65 at mile marker 32 in Warren County.	\$1,602,360.00	\$0.00	\$1,602,360.00	0.00%
Kentucky	KY143	Replace Brent Spence Bridge, Kenton County, Kentucky	\$1,602,360.00	\$0.00	\$1,602,360.00	0.00%
Kentucky	KY144	Central Kentucky Multi- Highway Preservation Project.	\$186,897.00	\$0.00	\$186,897.00	0.00%
Kentucky	KY146	Central Kentucky Multi- Highway Preservation Project (plus-up).	\$46,725.00	\$0.00	\$46,725.00	0.00%
Kentucky	KY147	The Kentucky Multi-Highway Preservation Project (plus- up).	\$32,504.00	\$0.00	\$32,504.00	0.00%
Kentucky	KY167	Transportation Improvements to U.S. 60 Owensboro, Daviess County	\$2,004,683.00	\$0.00	\$2,004,683.00	0.00%
Kentucky	KY177	Interstate 66 Pike County, KY	\$980,000.00	\$0.00	\$980,000.00	0.00%
Kentucky	KY178	Interstate 66 Somerset to London, KY	\$1,470,000.00	\$0.00	\$1,470,000.00	0.00%
Kentucky	KY182	Edward T. Breathitt (Pennyrile) Parkway Extension Project, KY	\$2,280,000.00	\$0.00	\$2,280,000.00	0.00%
Kentucky	KY186	US-25 Widening, Laurel County, KY	\$749,872.00	\$0.00	\$749,872.00	0.00%
Kentucky Total			\$18,896,922.00	\$0.00	\$18,896,922.00	

*Note: The amounts authorized in legislation may differ from the actual allocated amounts due to additional RABA funds, rescissions, adjustments due to obligation limitation, transfers, and other adjustments.

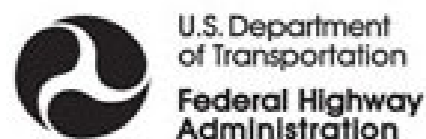


ALLOCATED EARMARK PROJECTS STATUS FOR FUND AVAILABLE IN FMIS

Demo by STATE or TERRITORY LESS THAN 10%, As of October 1, 2020

State or Territory	Demo ID	Demo Description	Allocated Amount*	Obligated Amount	Unobligated Balance	% Obligated
Louisiana	LA197	I-69, LA	\$2,744,000.00	\$134,201.56	\$2,609,798.44	4.89%
Louisiana	LA204	Delta Highway 65 Study/Expansion, LA	\$142,500.00	\$0.00	\$142,500.00	0.00%
Louisiana	LA211	Building of the Almonaster Bridge New Orleans, LA	\$638,891.00	\$0.00	\$638,891.00	0.00%
Louisiana Total			\$3,525,391.00	\$134,201.56	\$3,391,189.44	

*Note: The amounts authorized in legislation may differ from the actual allocated amounts due to additional RABA funds, rescissions, adjustments due to obligation limitation, transfers, and other adjustments.

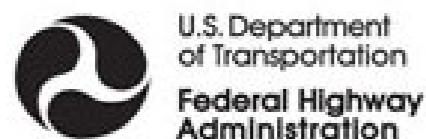


ALLOCATED EARMARK PROJECTS STATUS FOR FUND AVAILABLE IN FMIS

Demo by STATE or TERRITORY LESS THAN 10%, As of October 1, 2020

State or Territory	Demo ID	Demo Description	Allocated Amount*	Obligated Amount	Unobligated Balance	% Obligated
Maryland	MD001	Reconstruct Baltimore Washington Parkway at Route 197, Prince Georges Co. **FLH PROJECT**	\$977,943.00	\$0.00	\$977,943.00	0.00%
Maryland	MD059	Construct a visitors center and related roads serving Fort McHenry	\$383,023.00	\$0.00	\$383,023.00	0.00%
Maryland	MD082	Rehabilitate Hanover Street Bridge in Baltimore.	\$1,201,770.00	\$0.00	\$1,201,770.00	0.00%
Maryland	MD088	Construct Safety and Operations Improvements at Martin Luther King, Jr., Blvd. and W. Baltimore Street in Baltimore.	\$2,002,950.00	\$0.00	\$2,002,950.00	0.00%
Maryland	MD089	Rockville, MD Construction of Maryland Avenue and Market Street Intermodal Access Project	\$3,204,720.00	\$0.00	\$3,204,720.00	0.00%
Maryland	MD117	Construct a visitor center and related roads, and parking serving Fort McHenry.	\$540,972.00	\$0.00	\$540,972.00	0.00%
Maryland	MD118	Construct Assateague Island National Seashore visitors center and related road improvements	\$643,042.00	\$0.00	\$643,042.00	0.00%
Maryland	MD125	Baltimore Rail Tunnel improvement study.	\$306,210.00	\$0.00	\$306,210.00	0.00%
Maryland	MD128	Patuxent Research Refuge Road improvements.	\$306,210.00	\$0.00	\$306,210.00	0.00%
Maryland	MD132	Construct Blackwater National Wildlife Refuge visitors center, trails and road improvements.	\$153,105.00	\$0.00	\$153,105.00	0.00%
Maryland	MD133	Edgewood, MD train station streetscaping and parking improvements	\$153,242.69	\$0.00	\$153,242.69	0.00%
Maryland	MD139	Construct Potomac River Gorge environmental preservation project	\$51,035.00	\$0.00	\$51,035.00	0.00%
Maryland	MD143	Construct Fort McHenry Visitors Center and related parking facilities	\$192,405.00	\$0.00	\$192,405.00	0.00%
Maryland	MD158	Gwynns Falls Trail/CSX Bridge, MD	\$328,300.00	\$0.00	\$328,300.00	0.00%
Maryland	MD163	U.S. 301 Improvement in Charles and Prince George's County, MD	\$980,000.00	\$0.00	\$980,000.00	0.00%
Maryland	MD165	U.S. 301 Improvements, MD	\$712,500.00	\$0.00	\$712,500.00	0.00%
Maryland Total			\$12,137,427.69	\$0.00	\$12,137,427.69	

*Note: The amounts authorized in legislation may differ from the actual allocated amounts due to additional RABA funds, rescissions, adjustments due to obligation limitation, transfers, and other adjustments.



ALLOCATED EARMARK PROJECTS STATUS FOR FUND AVAILABLE IN FMIS

Demo by STATE or TERRITORY LESS THAN 10%, As of October 1, 2020

State or Territory	Demo ID	Demo Description	Allocated Amount*	Obligated Amount	Unobligated Balance	% Obligated
Massachusetts	MA116	Rehabilitation of I-95 Whittier Bridge Amesbury and Newburyport	\$1,602,360.00	\$0.00	\$1,602,360.00	0.00%
Massachusetts	MA159	Rt. 128/95 ramp Northbound to Kendrick Street, Needham.	\$1,402,065.00	\$0.00	\$1,402,065.00	0.00%
Massachusetts	MA177	Reconstruction of Union St. and Rt. 138W, Holbrook	\$1,221,800.00	\$0.00	\$1,221,800.00	0.00%
Massachusetts	MA182	Reconstruction of the I-95/ Rt. 20 Interchange in Waltham.	\$1,041,534.00	\$0.00	\$1,041,534.00	0.00%
Massachusetts	MA183	Rutherford Avenue Improvements, Boston	\$1,001,475.00	\$721.08	\$1,000,753.92	0.07%
Massachusetts	MA190	Northern Avenue Bridge rehabilitation in Boston	\$6,008,850.00	\$0.00	\$6,008,850.00	0.00%
Massachusetts	MA201	Construct downtown roadway and corridor improvements in Gloucester.	\$3,004,425.00	\$0.00	\$3,004,425.00	0.00%
Massachusetts	MA204	Construct Southeastern Massachusetts freight rail corridor improvements in Bristol County	\$5,007,375.00	\$0.00	\$5,007,375.00	0.00%
Massachusetts	MA208	Construct rail freight corridor improvements between Boston and Worcester	\$36,000.00	\$0.00	\$36,000.00	0.00%
Massachusetts	MA210	Rutherford Avenue Improvements in Boston	\$9,021,072.00	\$0.00	\$9,021,072.00	0.00%
Massachusetts	MA244	Northern Avenue Bridge Revitalization, MA	\$980,000.00	\$0.00	\$980,000.00	0.00%
Massachusetts	MA248	Route 195/Coggeshall Street Interchange, New Bedford, MA	\$490,000.00	\$0.00	\$490,000.00	0.00%
Massachusetts	MA255	Morse Street Bridge Construction and Renovation, Norwood, MA	\$665,000.00	\$0.00	\$665,000.00	0.00%
Massachusetts	MA261	Community Transportation Association of America National Joblinks Program	\$1.00	\$0.00	\$1.00	0.00%
Massachusetts	MA262	Cherry Street Railroad Grade Crossings Improvement Project, MA	\$599,897.00	\$0.00	\$599,897.00	0.00%
Massachusetts	MA265	Northern Avenue Bridge Rehabilitation, MA	\$1,265,984.00	\$0.00	\$1,265,984.00	0.00%
Massachusetts	MA269	Washington and Prospect Street Signalization Project, MA	\$599,897.00	\$0.00	\$599,897.00	0.00%
Massachusetts Total			\$33,947,735.00	\$721.08	\$33,947,013.92	

*Note: The amounts authorized in legislation may differ from the actual allocated amounts due to additional RABA funds, rescissions, adjustments due to obligation limitation, transfers, and other adjustments.



ALLOCATED EARMARK PROJECTS STATUS FOR FUND AVAILABLE IN FMIS

Demo by STATE or TERRITORY LESS THAN 10%, As of October 1, 2020

State or Territory	Demo ID	Demo Description	Allocated Amount*	Obligated Amount	Unobligated Balance	% Obligated
Michigan	MI218	Detroit River International Wildlife Refuge for land acquisition adjacent to I-75 in Monroe County for wetland mitigation and habitat restoration, Fish and Wildlife Service.	\$2,537,552.00	\$65,490.23	\$2,472,061.77	2.58%
Michigan	MI224	Construction of roads and trails Humbug Marsh Unit Linked Greenways System, Detroit International Wildlife Refuge.	\$89,386.00	\$0.00	\$89,386.00	0.00%
Michigan	MI298	Greenway Path and Bridge, Southgate, Wayne County, MI	\$245,000.00	\$0.00	\$245,000.00	0.00%
Michigan	MI317	Goddard Road Reconstruction from Grant Street to Wayne Road, City of Romulus, Wayne County, MI	\$499,915.00	\$0.00	\$499,915.00	0.00%
Michigan	MI322	Wealthy Street Extension, Grand Rapids, MI	\$499,915.00	\$0.00	\$499,915.00	0.00%
Michigan Total			\$3,871,768.00	\$65,490.23	\$3,806,277.77	

*Note: The amounts authorized in legislation may differ from the actual allocated amounts due to additional RABA funds, rescissions, adjustments due to obligation limitation, transfers, and other adjustments.



ALLOCATED EARMARK PROJECTS STATUS FOR FUND AVAILABLE IN FMIS

Demo by STATE or TERRITORY LESS THAN 10%, As of October 1, 2020

State or Territory	Demo ID	Demo Description	Allocated Amount*	Obligated Amount	Unobligated Balance	% Obligated
Minnesota	MN129	Construct a bike trail along the north side of TH 11 to the Voyageurs National Park Visitor Center on Black Bay of Rainy Lake	\$54,850.00	\$0.00	\$54,850.00	0.00%
Minnesota	MN176	Heritage Center at the Grand Portage National Monument	\$142,205.00	\$0.00	\$142,205.00	0.00%
Minnesota	MN195	Edge of Wilderness Discovery Center, Marcell.	\$41,863.00	\$0.00	\$41,863.00	0.00%
Minnesota	MN251	City of Isanti Pedestrian Bridge over TH 65, Isanti, MN	\$950,000.00	\$0.00	\$950,000.00	0.00%
Minnesota	MN260	City of Isanti Pedestrian Bridge over TH 65, MN	\$1,199,795.00	\$0.00	\$1,199,795.00	0.00%
Minnesota Total			\$2,388,713.00	\$0.00	\$2,388,713.00	

*Note: The amounts authorized in legislation may differ from the actual allocated amounts due to additional RABA funds, rescissions, adjustments due to obligation limitation, transfers, and other adjustments.



ALLOCATED EARMARK PROJECTS STATUS FOR FUND AVAILABLE IN FMIS

Demo by STATE or TERRITORY LESS THAN 10%, As of October 1, 2020

State or Territory	Demo ID	Demo Description	Allocated Amount*	Obligated Amount	Unobligated Balance	% Obligated
Mississippi	MS150	Transportation Improvements for Port Connector Road, Claiborne County	\$10,014,751.00	\$518,369.00	\$9,496,382.00	5.18%
Mississippi	MS156	Star Landing Corridor, DeSoto County	\$5,007,375.00	\$325,624.00	\$4,681,751.00	6.50%
Mississippi	MS222	Reunion Interchange, MS	\$1,499,744.00	\$0.00	\$1,499,744.00	0.00%
Mississippi	MS223	State Route 24/48, MS	\$1,899,675.00	\$0.00	\$1,899,675.00	0.00%
Mississippi Total			\$18,421,545.00	\$843,993.00	\$17,577,552.00	

*Note: The amounts authorized in legislation may differ from the actual allocated amounts due to additional RABA funds, rescissions, adjustments due to obligation limitation, transfers, and other adjustments.



ALLOCATED EARMARK PROJECTS STATUS FOR FUND AVAILABLE IN FMIS

Demo by STATE or TERRITORY LESS THAN 10%, As of October 1, 2020

State or Territory	Demo ID	Demo Description	Allocated Amount*	Obligated Amount	Unobligated Balance	% Obligated
Missouri	MO116	Confluence Greenway Land Acquisition for Riverfront Trail development in St. Louis.	\$560,826.00	\$0.00	\$560,826.00	0.00%
Missouri	MO246	U.S. 59/Alabama Grade Separation Project, MO	\$999,829.00	\$0.00	\$999,829.00	0.00%
Missouri	MO248	US 301, Charles County, MO	\$749,872.00	\$0.00	\$749,872.00	0.00%
Missouri Total			\$2,310,527.00	\$0.00	\$2,310,527.00	

*Note: The amounts authorized in legislation may differ from the actual allocated amounts due to additional RABA funds, rescissions, adjustments due to obligation limitation, transfers, and other adjustments.



ALLOCATED EARMARK PROJECTS STATUS FOR FUND AVAILABLE IN FMIS

Demo by STATE or TERRITORY LESS THAN 10%, As of October 1, 2020

State or Territory	Demo ID	Demo Description	Allocated Amount*	Obligated Amount	Unobligated Balance	% Obligated
Nevada	NV074	California Trail Interpretive Center roadside improvements and access infrastructure	\$274,683.00	\$0.00	\$274,683.00	0.00%
Nevada	NV088	ReTrac Project Enhancements, Reno, NV	\$237,500.00	\$0.00	\$237,500.00	0.00%
Nevada Total			\$512,183.00	\$0.00	\$512,183.00	

*Note: The amounts authorized in legislation may differ from the actual allocated amounts due to additional RABA funds, rescissions, adjustments due to obligation limitation, transfers, and other adjustments.

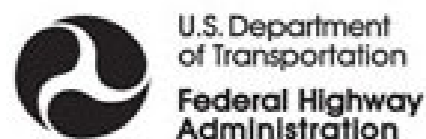


ALLOCATED EARMARK PROJECTS STATUS FOR FUND AVAILABLE IN FMIS

Demo by STATE or TERRITORY LESS THAN 10%, As of October 1, 2020

State or Territory	Demo ID	Demo Description	Allocated Amount*	Obligated Amount	Unobligated Balance	% Obligated
New Hampshire	NH059	Relocation and reconstruction of intersection at Route 103 and North Street in Claremont.	\$2,603,835.00	\$0.00	\$2,603,835.00	0.00%
New Hampshire	NH063	South Road Mitigation in Londonderry.	\$2,002,950.00	\$0.00	\$2,002,950.00	0.00%
New Hampshire Total			\$4,606,785.00	\$0.00	\$4,606,785.00	

*Note: The amounts authorized in legislation may differ from the actual allocated amounts due to additional RABA funds, rescissions, adjustments due to obligation limitation, transfers, and other adjustments.

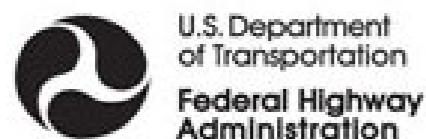


ALLOCATED EARMARK PROJECTS STATUS FOR FUND AVAILABLE IN FMIS

Demo by STATE or TERRITORY LESS THAN 10%, As of October 1, 2020

State or Territory	Demo ID	Demo Description	Allocated Amount*	Obligated Amount	Unobligated Balance	% Obligated
New Jersey	NJ066	Improvements to the Broad Street and Wyckoff Road intersection, including traffic light upgrades, in the Borough of Eatontown, New Jersey	\$149,670.00	\$0.00	\$149,670.00	0.00%
New Jersey	NJ139	Newark Waterfront Pedestrian and Bicycle Access project	\$1,201,770.00	\$0.00	\$1,201,770.00	0.00%
New Jersey	NJ215	Carteret, NJ Ferry Service Terminal Carteret, NJ Ferry Service Terminal [ref P.L. 110-244, Sec 105(a)(335)]	\$2,432,478.00	\$0.00	\$2,432,478.00	0.00%
New Jersey	NJ224	Edison National Historic Site Traffic Improvement Project to improve traffic flow and promote safety.	\$192,283.00	\$0.00	\$192,283.00	0.00%
New Jersey	NJ249	Interstate 280 Interchange improvements, Harrison	\$2,002,950.00	\$0.00	\$2,002,950.00	0.00%
New Jersey	NJ254	Design and Construct Newark Waterfront Pedestrian and Bicycle Access	\$2,002,950.00	\$0.00	\$2,002,950.00	0.00%
New Jersey	NJ258	Kapkowski road area improvements in Elizabeth.	\$1,001,475.00	\$0.00	\$1,001,475.00	0.00%
New Jersey	NJ265	Interstate 280 Interchange Improvements, Harrison	\$3,007,024.00	\$0.00	\$3,007,024.00	0.00%
New Jersey	NJ269	Design and construct Newark Waterfront Pedestrian and Bicycle Access project	\$1,503,512.00	\$0.00	\$1,503,512.00	0.00%
New Jersey	NJ290	Route 537/State Route 34 Intersection Monmouth, NJ	\$245,000.00	\$0.00	\$245,000.00	0.00%
New Jersey	NJ294	Route 22 Sustainable Corridor Plan, NJ	\$570,000.00	\$0.00	\$570,000.00	0.00%
New Jersey	NJ296	Marlton Circle Elimination - West Main Street! Old Marlton Pike Connector, NJ	\$599,897.00	\$0.00	\$599,897.00	0.00%
New Jersey	NJ297	North Broad Street Redevelopment Project, NJ	\$486,917.00	\$0.00	\$486,917.00	0.00%
New Jersey	NJ299	River Greenway Project, Second Phase, NJ	\$399,932.00	\$0.00	\$399,932.00	0.00%
New Jersey	NJ300	Road improvements in Englishtown Borough, NJ	\$749,872.00	\$0.00	\$749,872.00	0.00%
New Jersey	NJ301	Route 22 Sustainable Corridor, NJ	\$1,249,786.00	\$0.00	\$1,249,786.00	0.00%
New Jersey	NJ302	Route 27 Renaissance 2000 Project, NJ	\$973,834.00	\$0.00	\$973,834.00	0.00%
New Jersey	NJ303	Route 72, East Road, NJ	\$499,915.00	\$0.00	\$499,915.00	0.00%
New Jersey	NJ304	The Hamilton Township Safe Streets to Schools Program, NJ	\$349,940.00	\$0.00	\$349,940.00	0.00%
New Jersey	NJ305	Traffic Signal System Improvement Project, Union City, NJ	\$299,949.00	\$0.00	\$299,949.00	0.00%
New Jersey	NJ306	Bergen County Specialized Bus Transit, NJ	\$973,834.00	\$0.00	\$973,834.00	0.00%
New Jersey Total			\$20,892,988.00	\$0.00	\$20,892,988.00	

*Note: The amounts authorized in legislation may differ from the actual allocated amounts due to additional RABA funds, rescissions, adjustments due to obligation limitation, transfers, and other adjustments.

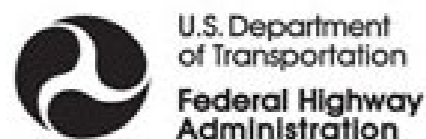


ALLOCATED EARMARK PROJECTS STATUS FOR FUND AVAILABLE IN FMIS

Demo by STATE or TERRITORY LESS THAN 10%, As of October 1, 2020

State or Territory	Demo ID	Demo Description	Allocated Amount*	Obligated Amount	Unobligated Balance	% Obligated
New York	NY121	Construct County Route 21, Peekskill Hollow Road renovation project	\$7,767,178.00	\$586,093.00	\$7,181,085.00	7.55%
New York	NY129	Reconstruct Flushing Avenue between Wycoff Avenue and Gates Street	\$2,306,474.00	\$230,400.00	\$2,076,074.00	9.99%
New York	NY161	Renovate/reconstruct James A Farley Post Office, NYC, as new Amtrak Sta ***FRA Administered Project***	\$3,477,131.00	\$0.00	\$3,477,131.00	0.00%
New York	NY163	Border crossing improvements on I-87, in New York	\$4,084.78	\$0.00	\$4,084.78	0.00%
New York	NY262	Village of Brewster Main Street and Route 6 related construction and improvements	\$781,151.00	\$0.00	\$781,151.00	0.00%
New York	NY273	Reconstruction of Schenck Avenue from Jamaica Avenue to Flatlands Avenue, Brooklyn	\$4,005,900.00	\$0.00	\$4,005,900.00	0.00%
New York	NY305	Village of Highland Falls repaving and sidewalk construction of Mearns Ave	\$180,266.00	\$0.00	\$180,266.00	0.00%
New York	NY314	Transportation parking facility serving the Harlem Hospital Complex	\$8,011,800.00	\$0.00	\$8,011,800.00	0.00%
New York	NY316	Emergency vehicle preemption system at traffic signals, Smithtown	\$500,738.00	\$40,000.00	\$460,738.00	7.99%
New York	NY317	Enhance road and transportation facilities in the vicinity of W. 65th St. and Broadway, New York City	\$406,299.00	\$0.00	\$406,299.00	0.00%
New York	NY379	Improve Hospital Road Bridge between CR 99 and CR 101, Patchogue.	\$4,807,080.00	\$0.00	\$4,807,080.00	0.00%
New York	NY411	Bartow Ave. Ramp and Reconstruction at the Hutchinson Parkway	\$1,602,360.00	\$0.00	\$1,602,360.00	0.00%
New York	NY421	Rockland County Railroad Grade Crossings Safety Study.	\$1,001,475.00	\$0.00	\$1,001,475.00	0.00%
New York	NY446	Improvements and upgrades on Main Street, Beekman, NY	\$160,236.00	\$0.00	\$160,236.00	0.00%
New York	NY457	Intermodal transportation improvements in Coney Island	\$325,039.00	\$0.00	\$325,039.00	0.00%
New York	NY468	Rehabilitate Riis Park Boardwalk.	\$30,472.00	\$0.00	\$30,472.00	0.00%
New York	NY473	Queens, Bronx, and Kings, and Richmond County Graffiti Elimination Program including Kings Highway from Ocean Parkway to McDonald Avenue	\$482,481.00	\$0.00	\$482,481.00	0.00%
New York	NY488	Study and Implement Intelligent Transportation System Sensor Technology to Improve Safety at Bridges and Tunnels in Metropolitan New York City	\$101,576.00	\$0.00	\$101,576.00	0.00%
New York	NY491	Upgrade Metro North stations in the Bronx and construct station at Yankee Stadium	\$243,780.00	\$0.00	\$243,780.00	0.00%
New York	NY511	Jamaica Air Train Station Area Infrastructure Improvements	\$406,299.00	\$0.00	\$406,299.00	0.00%
New York	NY516	Construct the Fire Island ferry terminal facility, Patchogue.	\$162,520.00	\$0.00	\$162,520.00	0.00%
New York	NY539	Improve Traffic Flow on Lefferts Boulevard by Rehabilitating Facilities Surrounding LIRR/Kew Gardens Eastbound Station. Pedestrian safety improvements in the vicinity of LIRR stations [ref P.L. 110-244, Sec 105(a)(184)]	\$50,787.00	\$0.00	\$50,787.00	0.00%
New York	NY549	Enhance road and transportation facilities in the vicinity of W. 65th St. and Broadway, New York City	\$203,150.00	\$0.00	\$203,150.00	0.00%
New York	NY578	Rockland County highway railroad grade crossing safety improvements.	\$1,402,065.00	\$0.00	\$1,402,065.00	0.00%
New York	NY588	Design and construction of Renaissance Square in Rochester, NY.	\$162,520.00	\$0.00	\$162,520.00	0.00%
New York	NY594	Study and Implement Traffic Improvements to the area surrounding the Stillwell Avenue train station	\$101,576.00	\$0.00	\$101,576.00	0.00%
New York	NY609	Queens and Bronx Counties Graffiti Elimination Program.	\$20,315.00	\$0.00	\$20,315.00	0.00%

*Note: The amounts authorized in legislation may differ from the actual allocated amounts due to additional RABA funds, rescissions, adjustments due to obligation limitation, transfers, and other adjustments.



ALLOCATED EARMARK PROJECTS STATUS FOR FUND AVAILABLE IN FMIS

Demo by STATE or TERRITORY LESS THAN 10%, As of October 1, 2020

State or Territory	Demo ID	Demo Description	Allocated Amount*	Obligated Amount	Unobligated Balance	% Obligated
New York	NY613	Graffiti Elimination Program in Riverdale neighborhood of Bronx County	\$50,787.00	\$0.00	\$50,787.00	0.00%
New York	NY614	Graffiti Elimination Program on Smith Street in Kings County	\$50,787.00	\$0.00	\$50,787.00	0.00%
New York	NY637	Roadway and intermodal improvements to the Nassau County Hub	\$5,007,375.00	\$0.00	\$5,007,375.00	0.00%
New York	NY643	To Conduct Scoping and Planning Studies for the Northern Tier Expressway	\$1,502,213.00	\$5,014.00	\$1,497,199.00	0.33%
New York	NY655	University of Buffalo Multidisciplinary Center for Earthquake Engineering Research (MCEER)	\$141,679.00	\$0.00	\$141,679.00	0.00%
New York	NY673	Design and Construction of Downtown Jamestown Connector Trail.	\$101,575.00	\$0.00	\$101,575.00	0.00%
New York	NY674	Restoration of the Van Cortlandt Manor Entrance near Croton.	\$1,001,475.00	\$0.00	\$1,001,475.00	0.00%
New York	NY681	Improvements to Moynihan Station	\$962,024.33	\$0.00	\$962,024.33	0.00%
New York	NY682	Design and Construction of Renaissance Square Intermodal Facility in Rochester	\$384,810.00	\$0.00	\$384,810.00	0.00%
New York	NY684	Improvements to the New York Public Library vicinity	\$3,007,024.00	\$94,887.00	\$2,912,137.00	3.16%
New York	NY726	Downtown Parking Improvements, Ossining, NY	\$171,500.00	\$0.00	\$171,500.00	0.00%
New York	NY730	Grand Avenue Improvements, City of Poughkeepsie, NY	\$980,000.00	\$0.00	\$980,000.00	0.00%
New York	NY740	Safety and Traffic Improvements, Ardsley, NY	\$147,000.00	\$0.00	\$147,000.00	0.00%
New York	NY743	Streetscape Improvements, Eastchester, NY	\$294,000.00	\$0.00	\$294,000.00	0.00%
New York	NY748	Downtown Streetscape Improvement, White Plains, NY	\$285,000.00	\$0.00	\$285,000.00	0.00%
New York	NY754	NY-02 Package Delivery Demonstration Project, NY	\$712,500.00	\$0.00	\$712,500.00	0.00%
New York	NY757	Town Center Streetscape Improvements, Town of Eastchester, NY	\$380,000.00	\$0.00	\$380,000.00	0.00%
New York	NY759	Traffic Safety and Congestion Improvements, Town of Harrison, NY	\$285,000.00	\$0.00	\$285,000.00	0.00%
New York	NY766	Croton-Harmon Train Station Parking Lot Flood Mitigation and Improvement, NY	\$699,880.00	\$0.00	\$699,880.00	0.00%
New York	NY767	East Main Street Sidewalk Project, NY	\$39,993.00	\$0.00	\$39,993.00	0.00%
New York	NY769	Empire Corridor West High Speed Rail Improvements, Monroe County, NY	\$1,244,787.00	\$0.00	\$1,244,787.00	0.00%
New York	NY776	Staten Island Ferry Campus Shuttle Bus Service, NY	\$381,425.00	\$0.00	\$381,425.00	0.00%
New York	NY777	Town Center Streetscape Improvements, Eastchester, NY	\$349,940.00	\$0.00	\$349,940.00	0.00%
New York	NY780	ASHBURTON AVENUE WIDENING, YONKERS, NY	\$899,846.00	\$0.00	\$899,846.00	0.00%
New York Total			\$57,785,373.11	\$956,394.00	\$56,828,979.11	

*Note: The amounts authorized in legislation may differ from the actual allocated amounts due to additional RABA funds, rescissions, adjustments due to obligation limitation, transfers, and other adjustments.



ALLOCATED EARMARK PROJECTS STATUS FOR FUND AVAILABLE IN FMIS

Demo by STATE or TERRITORY LESS THAN 10%, As of October 1, 2020

State or Territory	Demo ID	Demo Description	Allocated Amount*	Obligated Amount	Unobligated Balance	% Obligated
North Carolina	NC158	Winston-Salem Northern Beltway, Eastern Section and Extension.	\$1,301,918.00	\$0.00	\$1,301,918.00	0.00%
North Carolina Total			\$1,301,918.00	\$0.00	\$1,301,918.00	

*Note: The amounts authorized in legislation may differ from the actual allocated amounts due to additional RABA funds, rescissions, adjustments due to obligation limitation, transfers, and other adjustments.



ALLOCATED EARMARK PROJECTS STATUS FOR FUND AVAILABLE IN FMIS

Demo by STATE or TERRITORY LESS THAN 10%, As of October 1, 2020

State or Territory	Demo ID	Demo Description	Allocated Amount*	Obligated Amount	Unobligated Balance	% Obligated
Ohio	OH239	Interchange and related road improvements to SR 44 in Painesville, OH	\$2,002,950.00	\$0.00	\$2,002,950.00	0.00%
Ohio	OH319	Construction of a full 4- way interchange at SR 44 and Shamrock Boulevard to replace current 2-way interchange of SR 44 and Jackson St. Painesville, OH	\$400,590.00	\$0.00	\$400,590.00	0.00%
Ohio	OH398	East 24th Street Project, Cleveland, OH	\$499,915.00	\$0.00	\$499,915.00	0.00%
Ohio	OH405	Park Avenue Realignment, Chardon, OH	\$135,977.00	\$0.00	\$135,977.00	0.00%
Ohio Total			\$3,039,432.00	\$0.00	\$3,039,432.00	

*Note: The amounts authorized in legislation may differ from the actual allocated amounts due to additional RABA funds, rescissions, adjustments due to obligation limitation, transfers, and other adjustments.



ALLOCATED EARMARK PROJECTS STATUS FOR FUND AVAILABLE IN FMIS

Demo by STATE or TERRITORY LESS THAN 10%, As of October 1, 2020

State or Territory	Demo ID	Demo Description	Allocated Amount*	Obligated Amount	Unobligated Balance	% Obligated
Oklahoma	OK139	Trails in Tulsa, Mingo Creek, NCOG--Complete and extend Mingo trail from 41st to 81st St., from 11th St. to Mohawk Park	\$2,004,683.00	\$198,022.00	\$1,806,661.00	9.88%
Oklahoma Total			\$2,004,683.00	\$198,022.00	\$1,806,661.00	

*Note: The amounts authorized in legislation may differ from the actual allocated amounts due to additional RABA funds, rescissions, adjustments due to obligation limitation, transfers, and other adjustments.



ALLOCATED EARMARK PROJECTS STATUS FOR FUND AVAILABLE IN FMIS

Demo by STATE or TERRITORY LESS THAN 10%, As of October 1, 2020

State or Territory	Demo ID	Demo Description	Allocated Amount*	Obligated Amount	Unobligated Balance	% Obligated
Oregon	OR189	4th Street Improvement Project, City of Moro, OR	\$123,039.00	\$0.00	\$123,039.00	0.00%
Oregon	OR190	53rd Ave. Bridge and Roadway Extension Project, OR	\$292,150.00	\$0.00	\$292,150.00	0.00%
Oregon	OR192	Brett Way Extension, OR	\$292,150.00	\$0.00	\$292,150.00	0.00%
Oregon	OR194	Newberg-Dundee Transportation Improvement Project, OR	\$389,533.00	\$0.00	\$389,533.00	0.00%
Oregon Total			\$1,096,872.00	\$0.00	\$1,096,872.00	

*Note: The amounts authorized in legislation may differ from the actual allocated amounts due to additional RABA funds, rescissions, adjustments due to obligation limitation, transfers, and other adjustments.



ALLOCATED EARMARK PROJECTS STATUS FOR FUND AVAILABLE IN FMIS

Demo by STATE or TERRITORY LESS THAN 10%, As of October 1, 2020

State or Territory	Demo ID	Demo Description	Allocated Amount*	Obligated Amount	Unobligated Balance	% Obligated
Pennsylvania	PA674	Redesign and reconstruction of interchanges 298 and 299 of I-80 and accompanying improvements to any other public roads in the vicinity, Monroe County.	\$1,446,786.00	\$0.00	\$1,446,786.00	0.00%
Pennsylvania	PA700	Freedom Crider Road Upgrade, Beaver County, PA	\$735,000.00	\$0.00	\$735,000.00	0.00%
Pennsylvania	PA730	Boot Road Extension Bridge over Brandywine Creek, PA	\$499,915.00	\$0.00	\$499,915.00	0.00%
Pennsylvania	PA731	Jeannette Truck Route, PA	\$749,872.00	\$0.00	\$749,872.00	0.00%
Pennsylvania	PA733	Millenium Technology Park, New Castle, PA	\$499,915.00	\$0.00	\$499,915.00	0.00%
Pennsylvania	PA737	U.S. Route 422 Westbound Off-Ramp Improvements at the Oaks Interchange, PA	\$1,265,984.00	\$0.00	\$1,265,984.00	0.00%
Pennsylvania Total			\$5,197,472.00	\$0.00	\$5,197,472.00	

*Note: The amounts authorized in legislation may differ from the actual allocated amounts due to additional RABA funds, rescissions, adjustments due to obligation limitation, transfers, and other adjustments.



ALLOCATED EARMARK PROJECTS STATUS FOR FUND AVAILABLE IN FMIS

Demo by STATE or TERRITORY LESS THAN 10%, As of October 1, 2020

State or Territory	Demo ID	Demo Description	Allocated Amount*	Obligated Amount	Unobligated Balance	% Obligated
Rhode Island	RI038	New Interchange constructed from I-195 to Taunton and Warren Avenue in East Providence	\$4,646,844.00	\$96,526.53	\$4,550,317.47	2.08%
Rhode Island	RI039	Construct a handicapped accessible trail and platform at Kettle Pond Visitor Center Administrative Facility	\$16,251.00	\$0.00	\$16,251.00	0.00%
Rhode Island	RI060	Construct trails and facility improvements within the Rhode Island National Wildlife Refuge complex.	\$91,009.39	\$0.00	\$91,009.39	0.00%
Rhode Island	RI061	Improvements for the Commuter rail in Rhode Island	\$1.00	\$0.00	\$1.00	0.00%
Rhode Island	RI080	New Interchange constructed from I-195 to Taunton and Warren Avenue in East Providence	\$1,503,512.00	\$0.00	\$1,503,512.00	0.00%
Rhode Island Total			\$6,257,617.39	\$96,526.53	\$6,161,090.86	

*Note: The amounts authorized in legislation may differ from the actual allocated amounts due to additional RABA funds, rescissions, adjustments due to obligation limitation, transfers, and other adjustments.



ALLOCATED EARMARK PROJECTS STATUS FOR FUND AVAILABLE IN FMIS

Demo by STATE or TERRITORY LESS THAN 10%, As of October 1, 2020

State or Territory	Demo ID	Demo Description	Allocated Amount*	Obligated Amount	Unobligated Balance	% Obligated
South Carolina	SC061	State University Transportation Center, South Carolina	\$2,951,785.00	\$112,598.36	\$2,839,186.64	3.81%
South Carolina	SC084	SCSU Transportation Center, Orangeburg	\$5,207,670.00	\$57,105.54	\$5,150,564.46	1.10%
South Carolina	SC090	Construct roadway btwn I-26 and U/S/ 1 in Lexington County. Intermodal connector from U.S. 1 to I- 26 and I-77. SC 302 and SC 602 improvements	\$1,602,360.00	\$0.00	\$1,602,360.00	0.00%
South Carolina	SC107	Widening of 4.4 miles of West Georgia Road in Greenville County.	\$2,002,950.00	\$196,335.30	\$1,806,614.70	9.80%
South Carolina	SC141	Harden Street Improvements--Phase II, SC	\$950,000.00	\$0.00	\$950,000.00	0.00%
South Carolina Total			\$12,714,765.00	\$366,039.20	\$12,348,725.80	

*Note: The amounts authorized in legislation may differ from the actual allocated amounts due to additional RABA funds, rescissions, adjustments due to obligation limitation, transfers, and other adjustments.

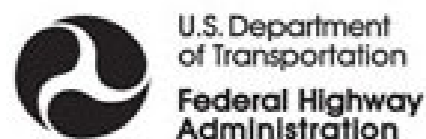


ALLOCATED EARMARK PROJECTS STATUS FOR FUND AVAILABLE IN FMIS

Demo by STATE or TERRITORY LESS THAN 10%, As of October 1, 2020

State or Territory	Demo ID	Demo Description	Allocated Amount*	Obligated Amount	Unobligated Balance	% Obligated
Tennessee	TN275	Upgrade S.R. 31 in Mooresburg, Hawkins County, TN	\$490,000.00	\$0.00	\$490,000.00	0.00%
Tennessee Total			\$490,000.00	\$0.00	\$490,000.00	

*Note: The amounts authorized in legislation may differ from the actual allocated amounts due to additional RABA funds, rescissions, adjustments due to obligation limitation, transfers, and other adjustments.



ALLOCATED EARMARK PROJECTS STATUS FOR FUND AVAILABLE IN FMIS

Demo by STATE or TERRITORY LESS THAN 10%, As of October 1, 2020

State or Territory	Demo ID	Demo Description	Allocated Amount*	Obligated Amount	Unobligated Balance	% Obligated
Texas	TX210	Construct and rehabilitate pedestrian walkways along the Main Street Corridor to improve transit-related accessibility	\$801,180.00	\$52,333.37	\$748,846.63	6.53%
Texas	TX214	Widen U.S. 271 from a 2-lane facility to a 4 lane divided facility from Paris, TX to Pattonville, TX	\$1,602,360.00	\$0.00	\$1,602,360.00	0.00%
Texas	TX239	Improvements to FM 676 in Alton.	\$400,590.00	\$0.00	\$400,590.00	0.00%
Texas	TX309	Improvements to FM 1017 in Hebbbronville	\$400,590.00	\$0.00	\$400,590.00	0.00%
Texas	TX384	Construct a reliever route on U.S. 287 south of Dumas to U.S. 287 north of Dumas	\$3,004,425.00	\$0.00	\$3,004,425.00	0.00%
Texas	TX428	East Loop, TX	\$411,600.00	\$0.00	\$411,600.00	0.00%
Texas	TX440	Thomas Road Project, McAllen, TX	\$686,000.00	\$0.00	\$686,000.00	0.00%
Texas	TX448	FM509 Extension, Harlingen, TX	\$475,000.00	\$0.00	\$475,000.00	0.00%
Texas	TX452	Irving Boulevard Corridor Enhancement Project, Irving, TX	\$380,000.00	\$0.00	\$380,000.00	0.00%
Texas	TX457	East Loop, Brownsville, TX	\$499,915.00	\$0.00	\$499,915.00	0.00%
Texas	TX465	San Bernardo Avenue Restoration, Laredo, TX	\$499,915.00	\$0.00	\$499,915.00	0.00%
Texas Total			\$9,161,575.00	\$52,333.37	\$9,109,241.63	

*Note: The amounts authorized in legislation may differ from the actual allocated amounts due to additional RABA funds, rescissions, adjustments due to obligation limitation, transfers, and other adjustments.

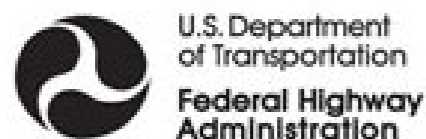


ALLOCATED EARMARK PROJECTS STATUS FOR FUND AVAILABLE IN FMIS

Demo by STATE or TERRITORY LESS THAN 10%, As of October 1, 2020

State or Territory	Demo ID	Demo Description	Allocated Amount*	Obligated Amount	Unobligated Balance	% Obligated
Utah	UT041	Forest Street Improvements, Brigham City, UT	\$203,150.00	\$0.00	\$203,150.00	0.00%
Utah	UT060	Bear River Migratory Bird Refuge Access Road Improvements, Box Elder County, UT	\$365,669.00	\$0.00	\$365,669.00	0.00%
Utah	UT068	Bear River Migratory Bird Refuge Access Road Improvements, Box Elder County	\$329,725.80	\$0.00	\$329,725.80	0.00%
Utah	UT105	Bear River Migratory Bird Refuge Access Road Improvements, Box Elder County, Utah	\$48,101.00	\$0.00	\$48,101.00	0.00%
Utah	UT109	Bear River Migratory Bird Refuge Access Road Improvements, Box Elder County	\$291,607.00	\$0.00	\$291,607.00	0.00%
Utah Total			\$1,238,252.80	\$0.00	\$1,238,252.80	

*Note: The amounts authorized in legislation may differ from the actual allocated amounts due to additional RABA funds, rescissions, adjustments due to obligation limitation, transfers, and other adjustments.



ALLOCATED EARMARK PROJECTS STATUS FOR FUND AVAILABLE IN FMIS

Demo by STATE or TERRITORY LESS THAN 10%, As of October 1, 2020

State or Territory	Demo ID	Demo Description	Allocated Amount*	Obligated Amount	Unobligated Balance	% Obligated
Virginia	VA040	Renovate Greater Richmond Transit transportation facility, Richmond	\$325,254.00	\$0.00	\$325,254.00	0.00%
Virginia	VA053	Construct Main Street Station in Richmond * Funds transferred to FTA	\$676,170.00	\$0.00	\$676,170.00	0.00%
Virginia	VA073	Route 123 Ox Road--widening (Davis Dr to county line), Fairfax, Virginia	\$3,477,250.00	\$0.00	\$3,477,250.00	0.00%
Virginia	VA131	Green Cove Station...Improvements to existing Forest Service facility located at trailhead of Virginia Creeper Trail	\$8,126.00	\$0.00	\$8,126.00	0.00%
Virginia	VA154	Blue Ridge Music Center-- Install lighting/ steps, upgrade existing trail system and equip interpretative center with visitor information.	\$121,890.00	\$0.00	\$121,890.00	0.00%
Virginia	VA163	Town of Pound Riverwalk-- Construction of pedestrian riverwalk in Town of Pound	\$80,118.00	\$0.00	\$80,118.00	0.00%
Virginia	VA164	Whitetop Station-- Completion of renovation of Whitetop Station (which serves as trailhead facility) including construction of trail.	\$8,126.00	\$0.00	\$8,126.00	0.00%
Virginia	VA165	Conduct planning and engineering for Hampton Roads Third Crossing and Interconnected Roadways.	\$254,188.00	\$0.00	\$254,188.00	0.00%
Virginia	VA170	Route 11 Interchange improvements in Lexington, Virginia	\$801,180.00	\$0.00	\$801,180.00	0.00%
Virginia	VA185	Glen Alton--Design and construction of recreation trails, access and visitor information center	\$81,259.00	\$0.00	\$81,259.00	0.00%
Virginia	VA212	National Park Service, Appalachian Trail, High Top Mountain land acquisition, FY 2006	\$50,165.00	\$0.00	\$50,165.00	0.00%
Virginia	VA228	Double stack clearance of tunnels on the Norfolk and Western Mainline in Virginia located on the Heartland Corridor	\$510,351.00	\$0.00	\$510,351.00	0.00%
Virginia	VA233	Construct Old Mill Road extension	\$660,036.00	\$42,368.00	\$617,668.00	6.42%
Virginia	VA234	Widen Route 262 in Augusta County	\$3,007,024.00	\$220,000.00	\$2,787,024.00	7.32%
Virginia	VA236	Widening I-95 between Rt. 123 and Fairfax County Parkway	\$2,004,683.00	\$198,088.00	\$1,806,595.00	9.88%
Virginia	VA265	Smith River Trails - RailTrail Project, VA	\$299,949.00	\$0.00	\$299,949.00	0.00%
Virginia Total			\$12,365,769.00	\$460,456.00	\$11,905,313.00	

*Note: The amounts authorized in legislation may differ from the actual allocated amounts due to additional RABA funds, rescissions, adjustments due to obligation limitation, transfers, and other adjustments.



ALLOCATED EARMARK PROJECTS STATUS FOR FUND AVAILABLE IN FMIS

Demo by STATE or TERRITORY LESS THAN 10%, As of October 1, 2020

State or Territory	Demo ID	Demo Description	Allocated Amount*	Obligated Amount	Unobligated Balance	% Obligated
West Virginia	WV089	Paw Paw Bends Trail, Morgan County, WV	\$263,433.00	\$0.00	\$263,433.00	0.00%
West Virginia	WV095	King Coal Highway, WV	\$4,750,000.00	\$108,049.01	\$4,641,950.99	2.27%
West Virginia	WV098	Coalfields Expressway, WV	\$1,947,667.00	\$166,711.87	\$1,780,955.13	8.56%
West Virginia	WV101	King Coal Highway, WV	\$1,947,667.00	\$0.00	\$1,947,667.00	0.00%
West Virginia	WV102	U.S. Route 33m, WV	\$399,932.00	\$0.00	\$399,932.00	0.00%
West Virginia Total			\$9,308,699.00	\$274,760.88	\$9,033,938.12	

*Note: The amounts authorized in legislation may differ from the actual allocated amounts due to additional RABA funds, rescissions, adjustments due to obligation limitation, transfers, and other adjustments.



ALLOCATED EARMARK PROJECTS STATUS FOR FUND AVAILABLE IN FMIS

Demo by STATE or TERRITORY LESS THAN 10%, As of October 1, 2020

State or Territory	Demo ID	Demo Description	Allocated Amount*	Obligated Amount	Unobligated Balance	% Obligated
Wisconsin	WI098	Construct a bike and pedestrian bridge across SH 100 at the 1800 block of S. 108th Street, West Allis.	\$240,354.00	\$27.39	\$240,326.61	0.01%
Wisconsin	WI110	Complete the Glacial Drumlin Trail, from Madison to Waukesha.	\$240,354.00	\$0.00	\$240,354.00	0.00%
Wisconsin Total			\$480,708.00	\$27.39	\$480,680.61	
Grand Total			\$380,011,752.39	\$4,487,197.81	\$375,524,554.58	

*Note: The amounts authorized in legislation may differ from the actual allocated amounts due to additional RABA funds, rescissions, adjustments due to obligation limitation, transfers, and other adjustments.