









VEHICLE REGISTRATION and VEHICLE PRODUCTION FOR SELECTED COUNTRIES (1)

AUGUST 2017

TABLE IN-3

	ASIA		EUROPE			AMERICA		
	CHINA 	JAPAN 	FRANCE 	GERMANY 	U.K. 	CANADA 	MEXICO 	U.S. 
POPULATION	1,373,541,278	126,702,133	66,836,154	80,722,792	64,430,428	35,362,905	123,166,749	323,995,528
VEHICLE REGISTERED								
Total Vehicles	142,831,000	75,519,447	38,080,000	47,647,581	37,113,358	22,849,800	35,890,250	260,350,938
Privately Owned Vehicles	120,724,000	60,667,517	31,800,000	44,403,124	32,612,782	21,729,596	25,509,204	246,912,335
Persons per Privately Owned Vehicles	11.4	2.1	2.1	1.8	2.0	1.6	4.8	1.3
VEHICLE PRODUCTION								
Total Vehicles	28,118,794	9,204,490	2,132,530	6,210,962	1,816,622	2,370,656	3,600,191	12,177,820
Privately Owned Vehicles Cars	13,128,769	7,873,886	1,626,000	5,746,808	1,670,288	803,230	1,993,178	3,916,584

(1) Data source: "Wards 2016: Motor Vehicle Facts and Figures"

