

**Transportation Alternatives Program (TAP)**

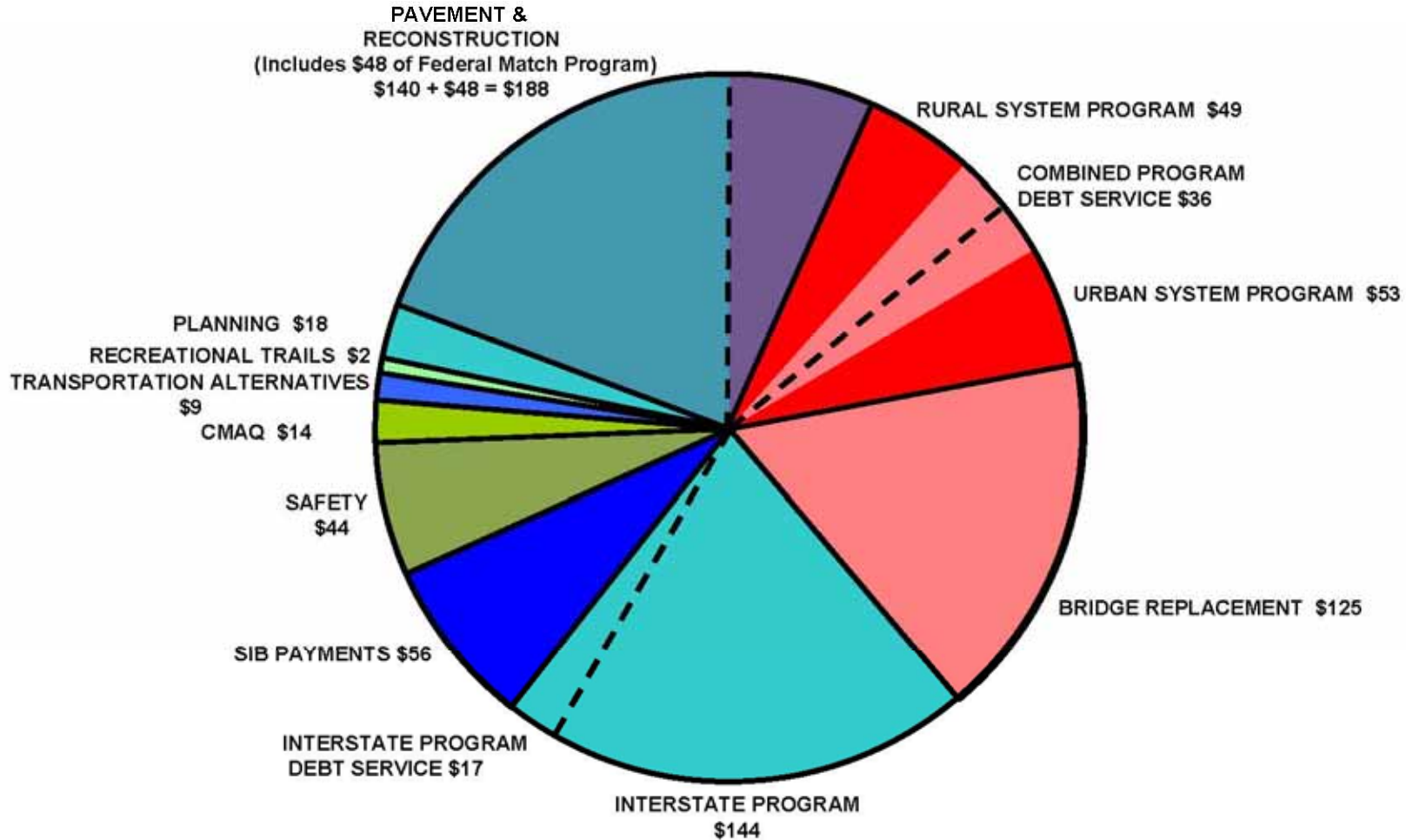


It's a Great Day in South Carolina



**2013 Transportation Alternatives Program**

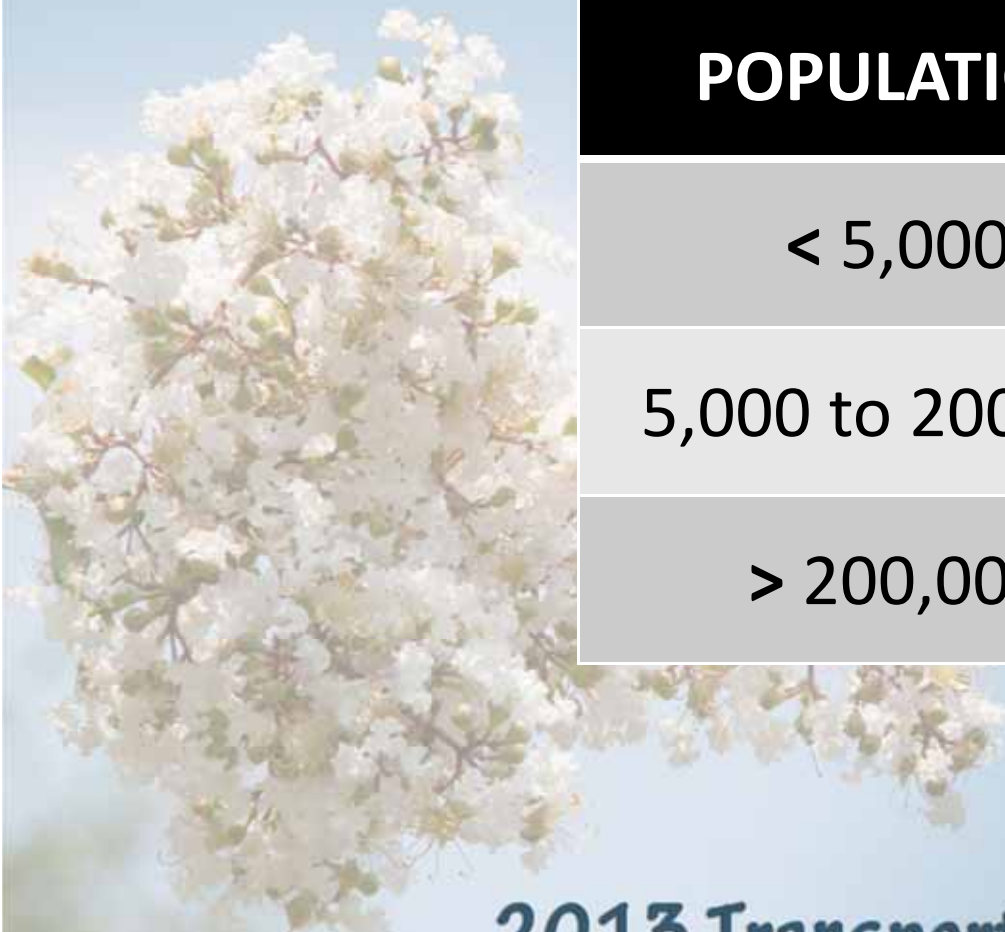
**Proposed 2013 Funding Plan**  
**\$755 Million Federal Funding Including Match**  
**(Dollars Rounded to Nearest Million)**  
 (\$608 Million Federal/\$147 Million State/Local Match)





# MAP-21 Federal Allocation Funding Distribution by Population

POPULATION	ALLOCATION
< 5,000	\$ 2.50 M
5,000 to 200,000	\$ 1.77 M
> 200,000	\$ 2.89 M



## Transportation Alternatives Program (TAP)

# TMA Distribution

Area	% of TMA Population	Federal Allocation
Augusta	5.55%	\$160,704
Charleston	29.39%	\$ 851,471
Columbia	29.46%	\$ 853,603
Grand Strand (Myrtle Beach)	10.45%	\$ 302,803
Greenville	21.46%	\$ 621,818
Rock Hill	3.70%	\$ 107,067
TMA Total	100.00%	\$ 2,897,466

2013 Transportation Alternatives Program



## **SCDOT Commission Action**

- Funds are to be used exclusively for pedestrian facilities, bicycle facilities, and pedestrian streetscape projects
- The funding cap for the Non-TMA Program was established at \$400,000 per project



## **Changes Impacting SC**

- SC elected to transfer 50% of TAP funds to STP
- State DOTs and MPOs as entities are no longer eligible entities for TAP funds and not eligible project sponsors
- Competitive Process
- Local Public Agency (LPA) Process



## **Developing a Competitive Process**

- Reviewed other state's processes
- Reviewed "Synthesis of Practices for Prioritizing Enhancement Projects & Non-Motorized Projects" (NCHRP 08-36, Task 106)
- Developed 10 project evaluation criteria with a ranking scale of 0-5 points per each one




# **Project Evaluation Criteria**

- **Technical merit**
- **Level of support**
- **Addresses non-motorized safety**
- **Project readiness**
- **Provides connectivity**
- **Completes Planned corridors**
- **Leverage/amount of financial match**
- **Evidence of a long-term plan**
- **Total population served**
- **Number and scale of previously awarded projects**



## **2013 Application Status**

- Applications are received throughout the year
  - Received 20 applications
  - Approved funding for 7 projects (\$2,747,770)
- 



## **Lessons Learned**

- Work closely with FHWA on all program aspects
- Work closely with the Commission subcommittee for TAP
- Communicate with other states for ideas
- Publish guidance on website in concise form
- Communicate with MPOs and COGs
- Limit the number of eligible activities
- Project quality has improved with no specific submittal timeframe