

Overview of the TIGER Grants Program

Ryan Brumfield
December 21, 2016



Prichard Intermodal Facility (TIGER III), Source: West Virginia DOT



North Spokane Corridor
(TIGER I), Source:
Washington DOT



U.S. Department of Transportation
Federal Highway Administration

Outline

- Overview of the Transportation Investment Generating Economic Recovery (TIGER) Program
- Focus on TIGER 2016 Awards
- TIGER and Freight



TIGER Program Overview

- TIGER I was appropriated in 2009 as part of the American Recovery and Reinvestment Act (ARRA)
- TIGER II-VIII were appropriated annually between 2010 and 2015 as National Infrastructure Investments (NII)
- Awards are made by the Secretary and the program is administered by the Office of the Secretary (OST) with delegated responsibility to modal administrations
- The program supports innovative projects, including multi-modal and multi-jurisdictional projects, which are difficult to fund through traditional federal programs



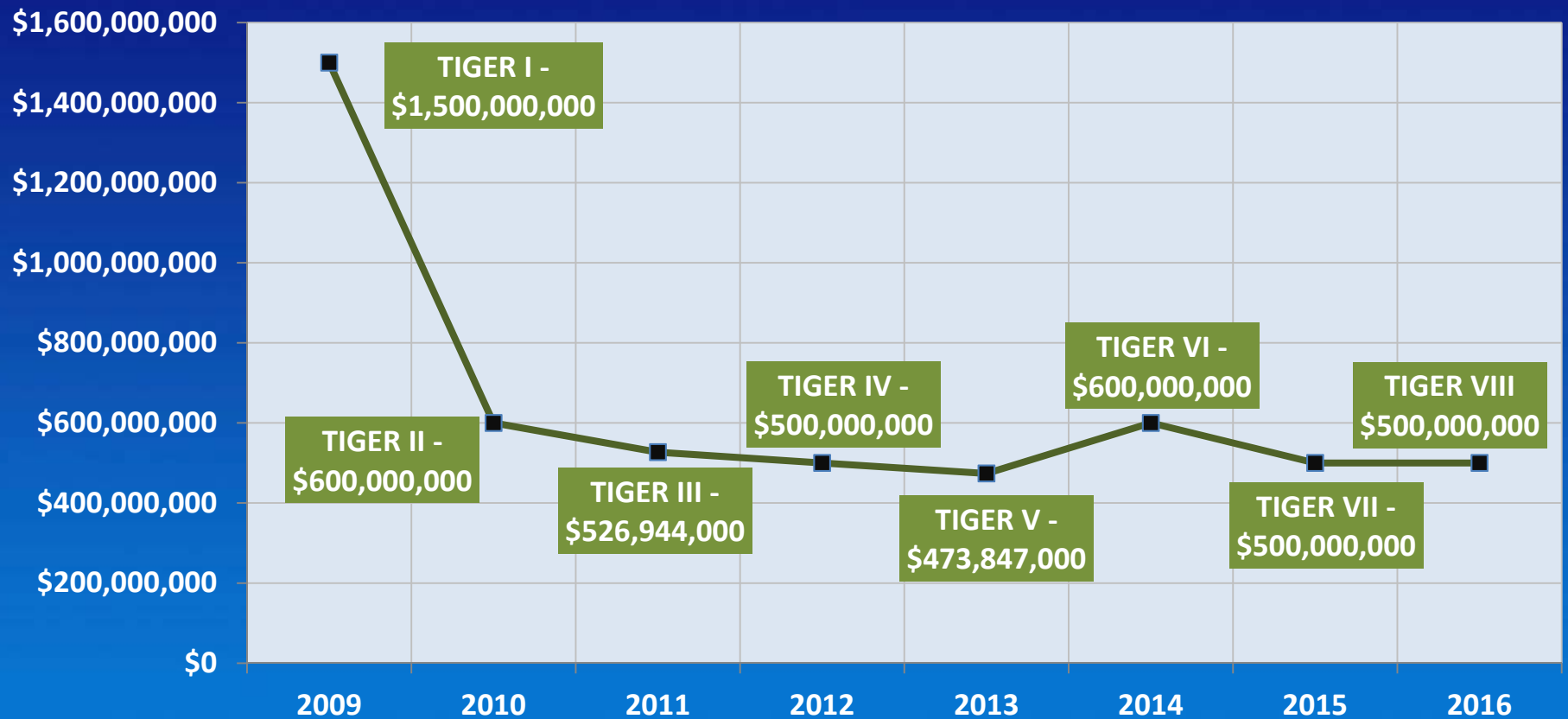
What Makes TIGER Unique?

- Transformative projects
- Leverages resources
- Encourages partnership
- Public entity eligibility
- Merit-based awards
- Highly visible program



TIGER Program Funding

➤ 421 projects awarded through TIGER VIII totaling approximately \$5.1 Billion

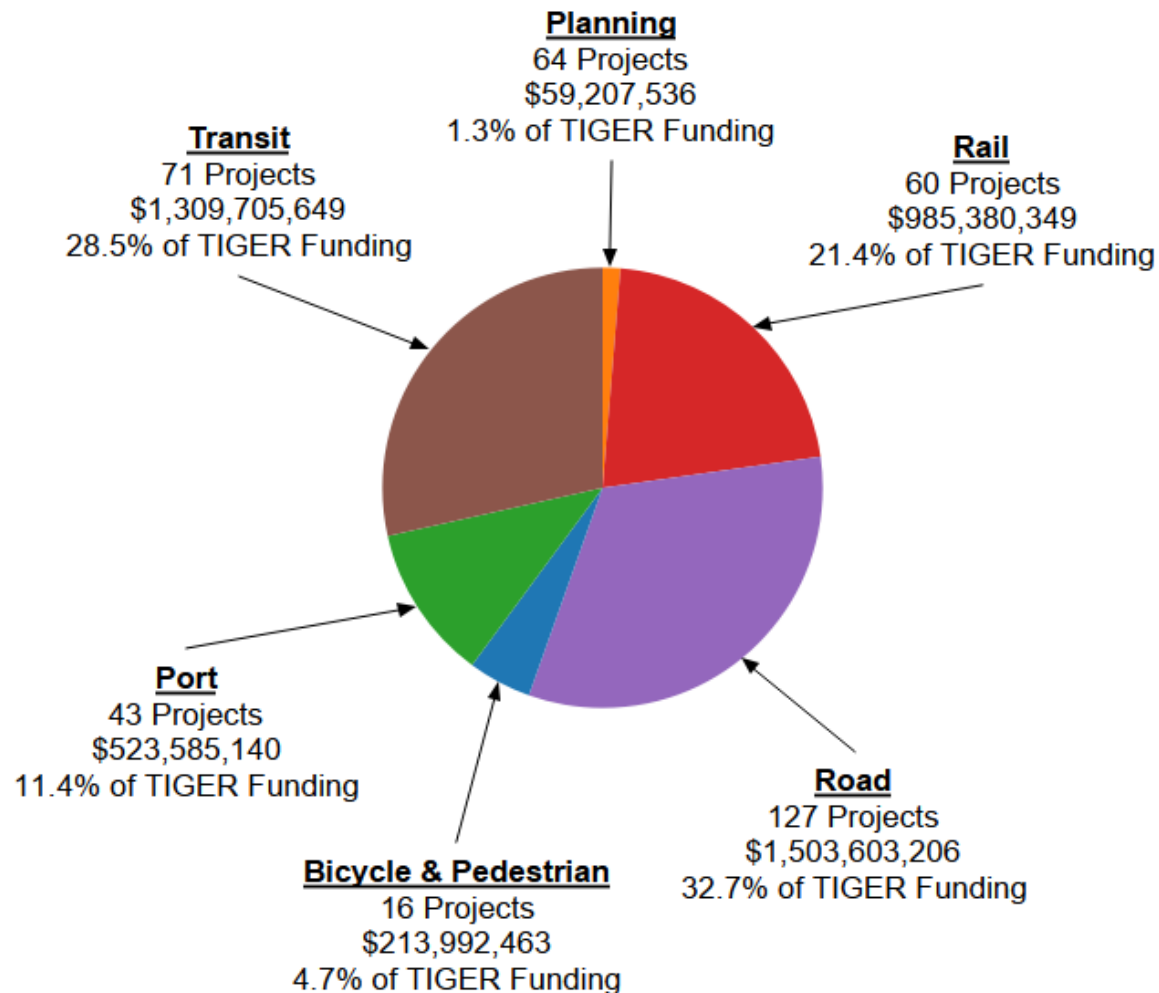


Demand for TIGER

- Over eight rounds, six percent of applications have been awarded
 - 7,311 applications received
 - \$144 billion requested
 - 421 awards
 - Most awards have been partial funding
- In TIGER 2016, 584 eligible applications were received



TIGER Project Types



*Does not include TIGER VIII Awards

Source: www.transportation.gov/TIGER



U.S. Department of Transportation
Federal Highway Administration

TIGER Projects Administered by FHWA

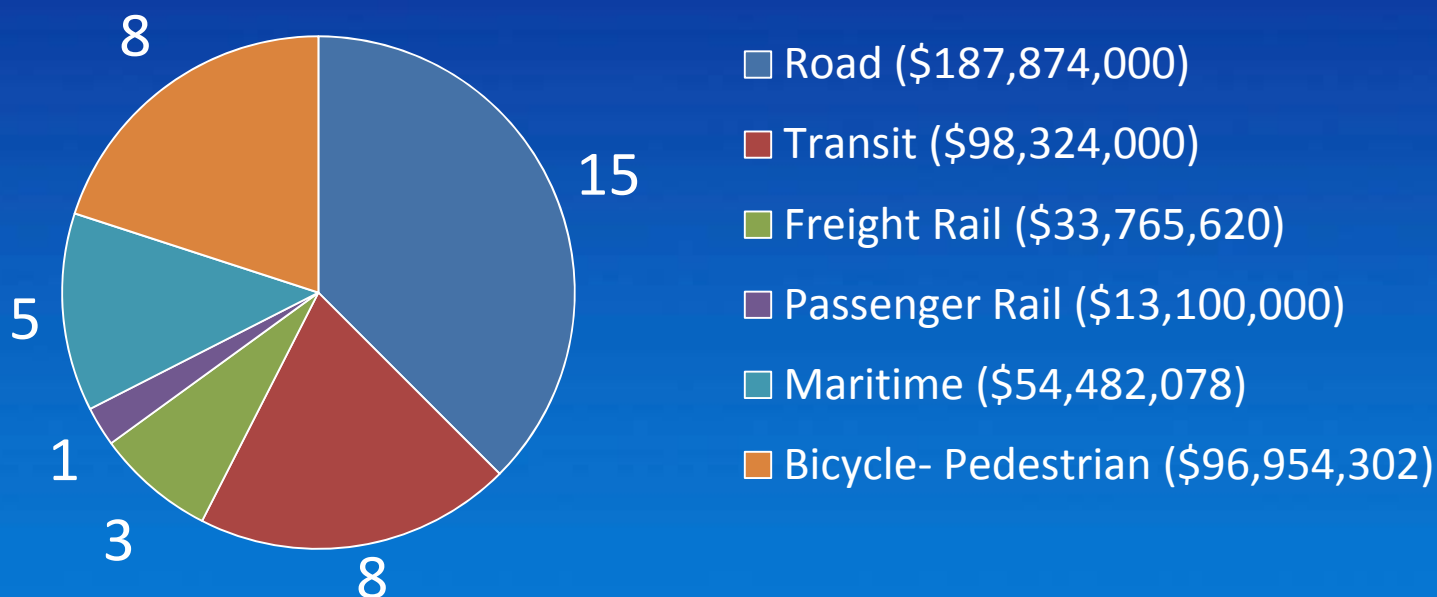
- 212 projects administered by FHWA overall, totaling \$2.44 Billion
 - TIGER I (2009) – 29 Capital Grants totaling \$806.2 million
 - TIGER II (2010) – 19 Capital Grants (\$228.7 million), 19 Planning Grants (\$17.0 million)
 - TIGER III (2011) – 24 Capital Grants totaling \$234.7 million
 - TIGER IV (2012) – 24 Capital Grants totaling \$231.9 million
 - TIGER V (2013) – 22 Capital Grants totaling \$180.2 million
 - TIGER VI (2014) – 21 Capital Grants (\$280.9 million), 19 Planning Grants (\$16.1 million)
 - TIGER VII (2015) – 17 Capital Grants totaling \$202.1 million
 - TIGER VIII (2016) – 19 Capital Grants totaling \$239.8 million



Focus on TIGER VIII

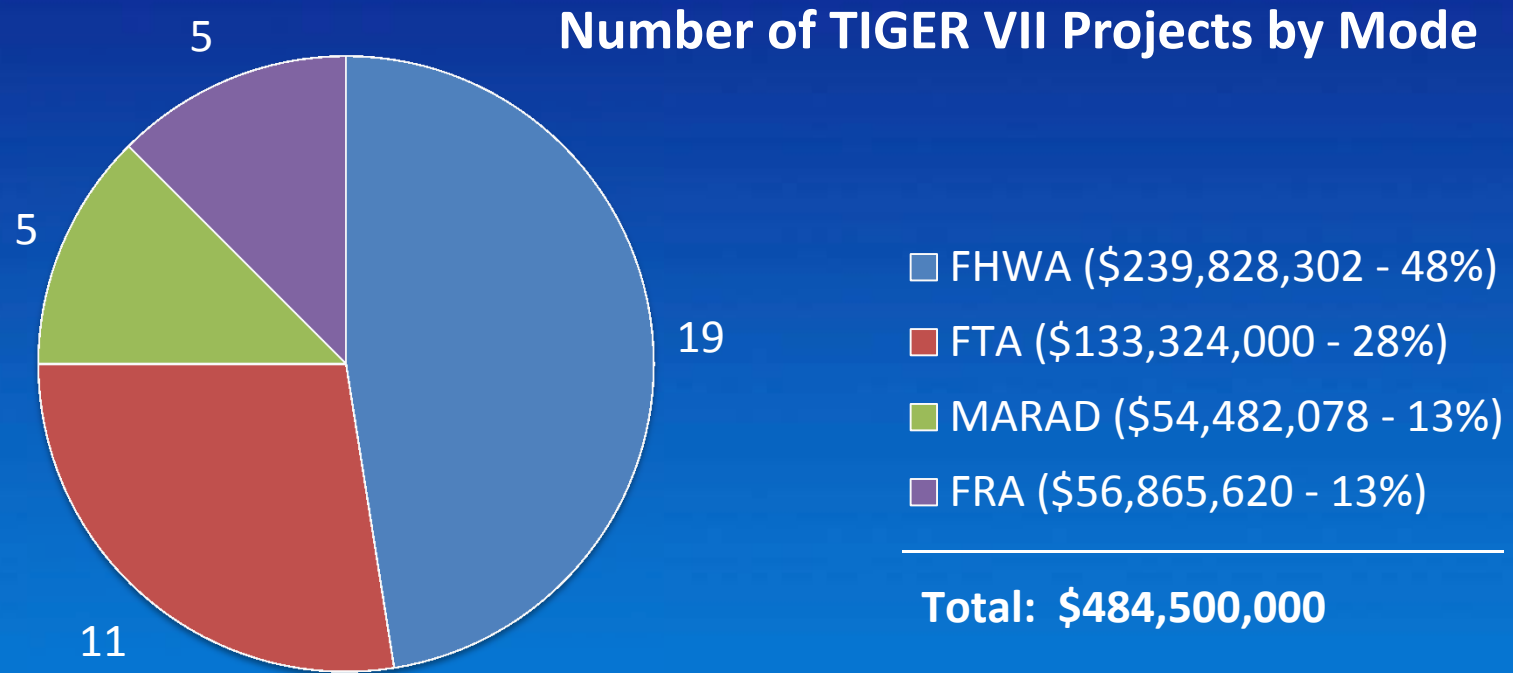
- 584 eligible applications submitted totaling \$9 Billion
- 40 projects awarded totaling \$484.5 Million

Awarded Project Types



Focus on TIGER VIII

- 19 of the 40 projects are being administered by the Federal Highway Administration



TIGER and Freight

- Freight projects often compete well for TIGER funding
- National and regional goals are served by TIGER freight projects
- Freight projects often satisfy multiple TIGER selection criteria, particularly the following:
 - State of Good repair – e.g. freight rail, port infrastructure, or intermodal facility projects
 - Economic competitiveness – e.g. projects that improve productivity by reducing freight shipping costs or travel times
 - Safety – e.g. grade separation projects, truck parking projects

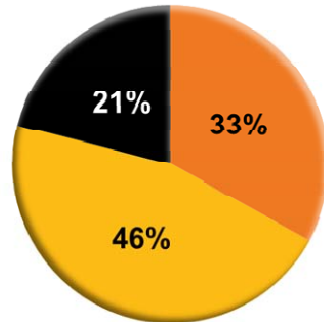


TIGER and Freight

% of Total Grants (\$)

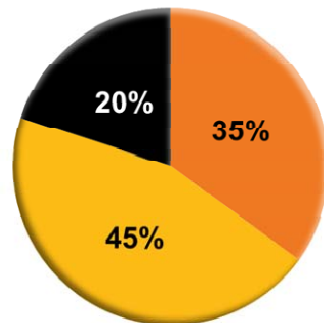
TIGER I: \$1.5 billion, 51 grants

	FUNDS IN MILLIONS	# OF PROJECTS
FREIGHT	\$494	13
PASSENGER	\$692	25
DUAL USE	\$312	13



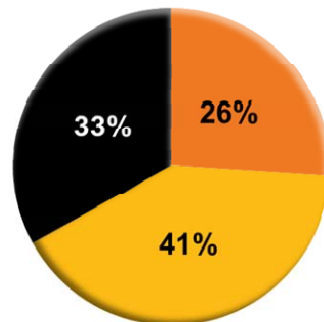
TIGER II: \$557 million, 42 grants

	FUNDS IN MILLIONS	# OF PROJECTS
FREIGHT	\$195	14
PASSENGER	\$248	20
DUAL USE	\$114	8



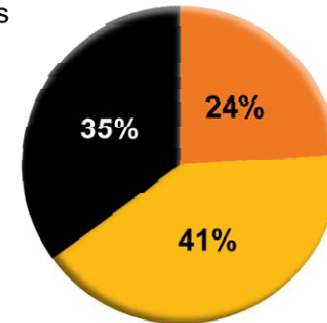
TIGER III: \$511 million, 46 grants

	FUNDS IN MILLIONS	# OF PROJECTS
FREIGHT	\$134	11
PASSENGER	\$211	21
DUAL USE	\$167	14



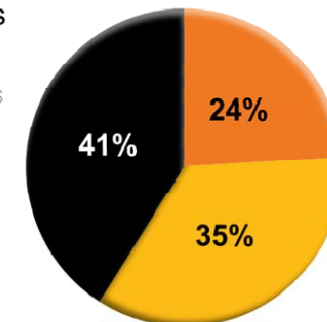
TIGER IV: \$485 million, 47 grants

	FUNDS IN MILLIONS	# OF PROJECTS
FREIGHT	\$113	12
PASSENGER	\$201	17
DUAL USE	\$172	18



TIGER V: \$458 million, 52 grants

	FUNDS IN MILLIONS	# OF PROJECTS
FREIGHT	\$109	15
PASSENGER	\$162	15
DUAL USE	\$187	22



TIGER Freight Projects*

- Crescent Corridor Intermodal Freight Rail TIGER I Project – Birmingham, AL and Memphis, TN
- Otay Mesa State Route 905 Phase 2, TIGER I – San Diego, CA
- CREATE Program of Projects, TIGER I and IV – Chicago, IL
- CSX National Gateway Initiative TIGER I Project – Ohio, Pennsylvania, Maryland, and West Virginia
- West Vancouver Freight Access TIGER II Project – Vancouver, OR
- Prichard Intermodal Facility, TIGER III – Wayne County, WV

*Not a complete list



U.S. Department of Transportation
Federal Highway Administration

TIGER Freight Projects*

- SR 57/60 Confluence Freight Corridor TIGER VI Project – Industry, CA
- NMDOT Santa Teresa Border Plan, TIGER VI Planning – Santa Teresa, NM
- Kansas Regional Truck Parking Information and Management System, TIGER VII – KS, WI, IA, MI, MN, KY, IN, OH
- SR 347 Grade Separation Project, TIGER VII – Phoenix, AZ
- US 169 Freight Mobility Project, TIGER VIII – Scott County, MN
- Portland Marine Terminal Freight and Jobs Access Project, TIGER VIII – Portland, OR

*Not a complete list



U.S. Department of Transportation
Federal Highway Administration

Questions?

TIGER - Ryan Brumfield, FHWA TIGER Program Coordinator
202-366-2639, ryan.brumfield@dot.gov



Port of Davisville, Narragansett Bay, Rhode Island (TIGER I)
Source: Quonset Development Corporation



U.S. Department of Transportation
Federal Highway Administration