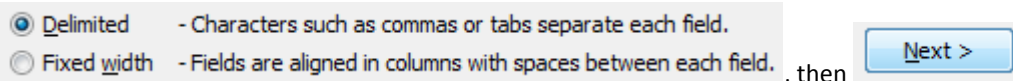


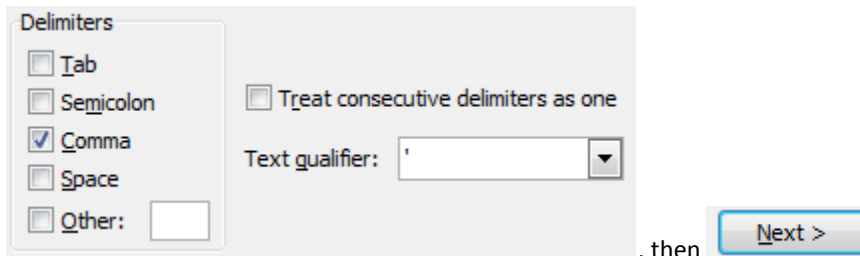
Notes on importing the data:

- Click on the year you're interested in.
- Click: [Delimited Files](#)
- Click your State.
- Click: [\[Proceed to Data \]](#)
- Go to [File – Save As](#) – and put it where you want it.

- Open Excel.
- Click the [Data](#) tab.
- Click [From Text](#) in the [Get External Data](#) section.
- Browse to your file.



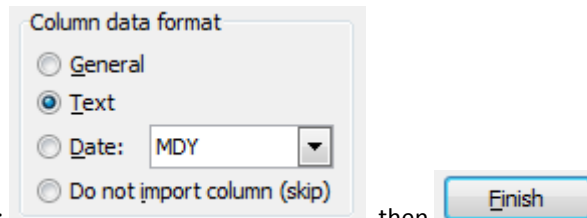
- Choose [Comma](#) and [single quote](#) (not the default of [Tab](#) and [double quote](#)):



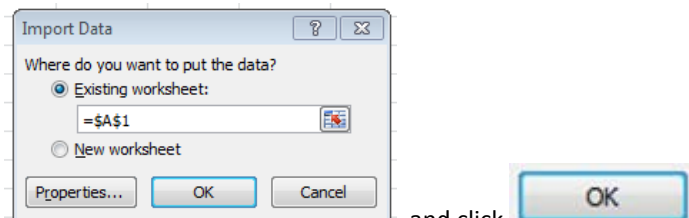
Data preview

Text	General	General	General	General
STATE_CODE_001	STRUCTURE_NUMBER_008	RECORD_TYPE_005A	ROUTE_PREFIX_005B	SERIAL_NUMBER_005C
01	000000000000S702	1	6	1
01	000000000000S703	1	6	1
01	000000000000M0022	1	8	1
01	000000883039900	1	4	1

- Highlight the second column:



then choose [Text](#) (not the default of [General](#)): , then [Finish](#) . This will import the structure numbers correctly and maintain the formatting.



- Go with the default on the [Import Data](#) dialog: , and click [OK](#) .
- Save your Excel file.