

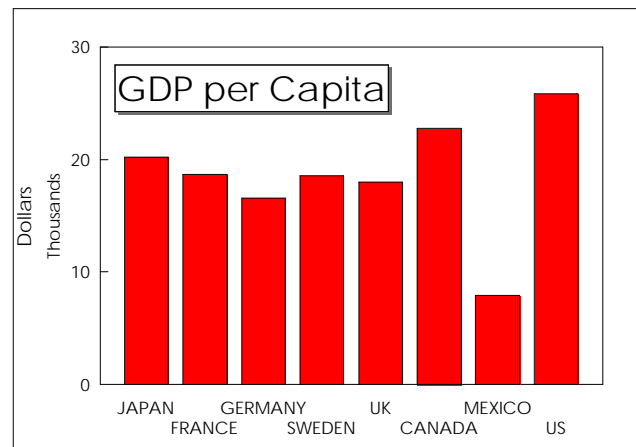
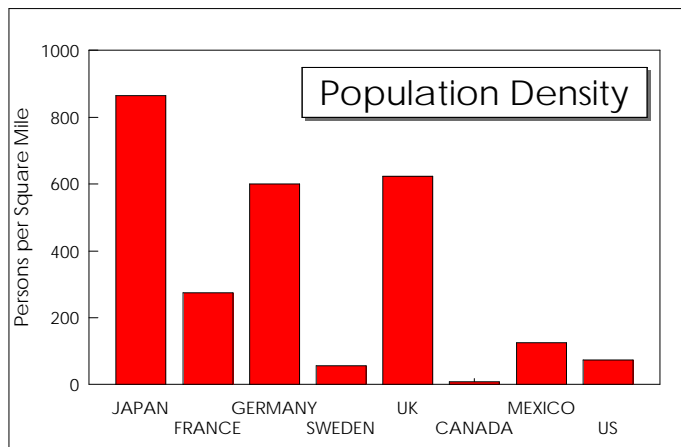
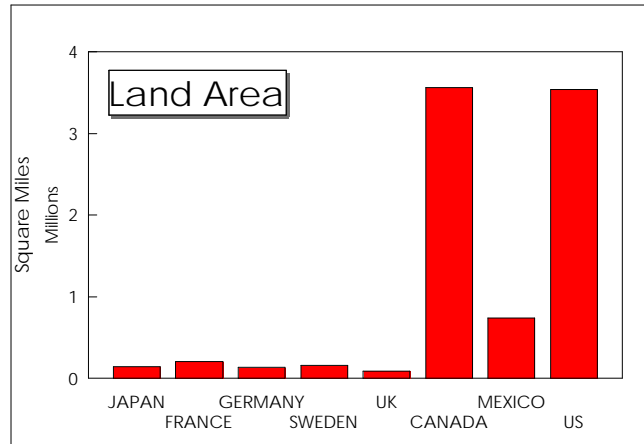
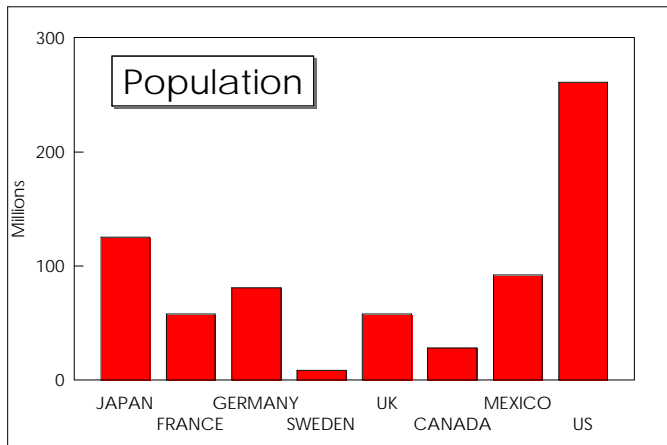
**SOCIAL AND DEMOGRAPHIC CHARACTERISTICS
FOR SELECTED COUNTRIES - 1994**

TABLE IN-1
OCTOBER 1996

	ASIA	EUROPE				AMERICA		
	JAPAN	FRANCE	GERMANY	SWEDEN	UNITED KINGDOM	CANADA	MEXICO	UNITED STATES
Population	125,106,937	57,840,445	81,087,506	8,778,461	58,135,110	28,113,997	92,202,199	260,713,585
Land Area (square miles)	144,689	210,669	134,950	158,660	93,278	3,560,236	742,490	3,536,338
Population Density (persons per square mile)	864.7	274.6	600.9	55.3	623.2	7.9	124.2	73.7
GDP (billion \$) (purchasing power equivalent)	\$2,527.4	\$1,080.1	\$1,344.6	\$163.1	\$1,045.2	\$639.8	\$728.7	\$6,738.4
GDP per Capita (\$)	\$20,202	\$18,674	\$16,582	\$18,580	\$17,979	\$22,757	\$7,903	\$25,846
Road Investment as % of GDP For New Construction 1/	N/A	1.0	N/A	N/A	0.6	0.7	N/A	N/A
Road Investment as % of GDP For All Road Expenditures 1/	N/A	2.0	N/A	N/A	1.0	1.3	N/A	1.3

Source: Prepared from "The World Factbook," 1994 and 1995, Central Intelligence Agency, Washington, D.C.; and "1995 Annual Bulletin of Transport Statistics for Europe", United Nations.

1/ The data in this row are for 1993 for France, 1993 for the U.K. and 1989 for Canada.



Land Area (Kilom)

374,744.00 545,630.00 349,520.00 410,928.00 241,590.00 9,220,970.00 1,923,040.00

WGermanyPop: 64,485,000.00 GBPOP: 56,000,000.00

GBKM2: 229,988.00

GBMI2: 88,798.86

