









**SOCIAL AND DEMOGRAPHIC CHARACTERISTICS  
FOR SELECTED COUNTRIES (1)**

JULY 2013

TABLE IN-2

	ASIA		EUROPE			NORTH AMERICA		
	CHINA 	JAPAN 	FRANCE 	GERMANY 	U.K. 	CANADA 	MEXICO 	U.S. 
<b>Population</b>	1,349,585,838	127,253,075	65,951,611	81,147,265	63,395,574	34,568,211	116,220,947	316,668,567
<b>Land Area</b> (square kilometers)	9,569,901	364,485	640,053	348,672	241,930	9,093,507	1,943,945	9,161,966
<b>Population Density</b> (persons per square kilometer)	141.0	349.1	103.0	232.7	262.0	3.8	59.8	34.6
<b>GDP (trillion \$)</b> (Purchasing Power Parity)	\$12.38	\$4.53	\$2.25	\$3.12	\$2.32	\$1.45	\$1.76	\$15.65
<b>GDP per Capita (\$)</b> (Purchasing power parity)	\$9,100	\$36,200	\$35,500	\$39,100	\$36,700	\$41,500	\$15,300	\$49,800

(1) Data source: "The World Fact Book" of the U.S. Central Intelligence Agency (CIA).  
Data for population is estimated as of July 2013, and 2012 for GDP data..

