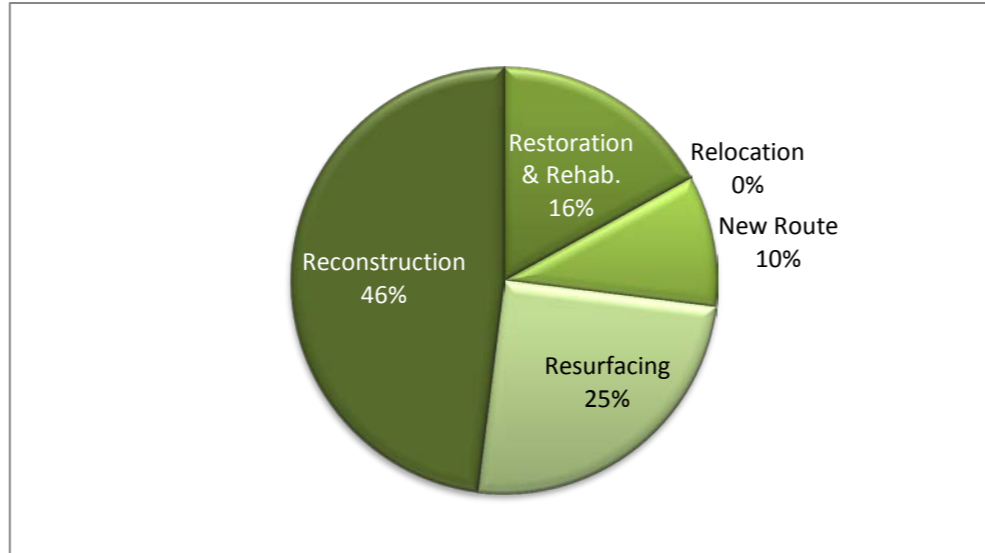
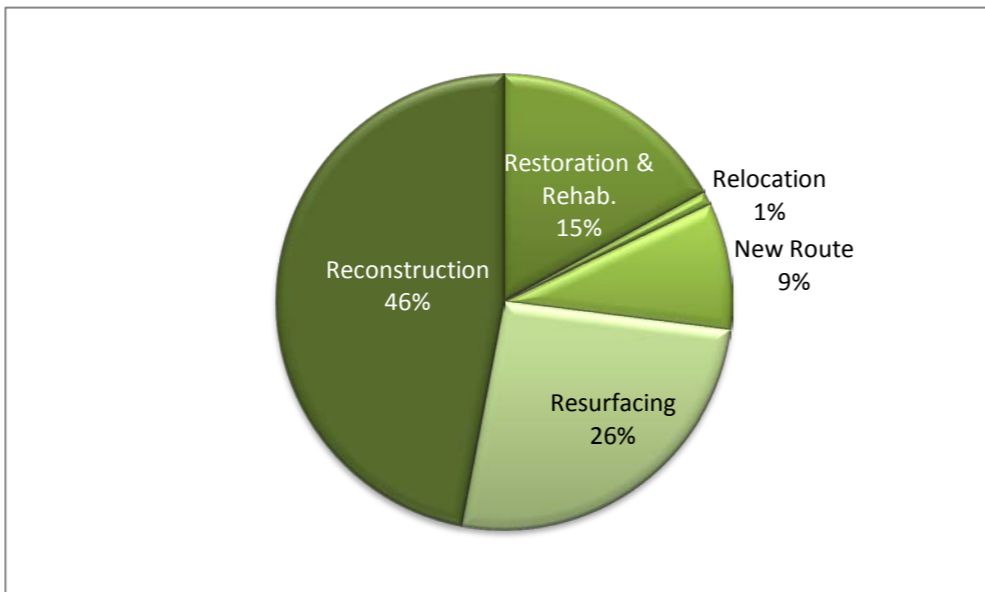


Obligation of Federal Funds for Roadway Projects by Improvement Type 1/

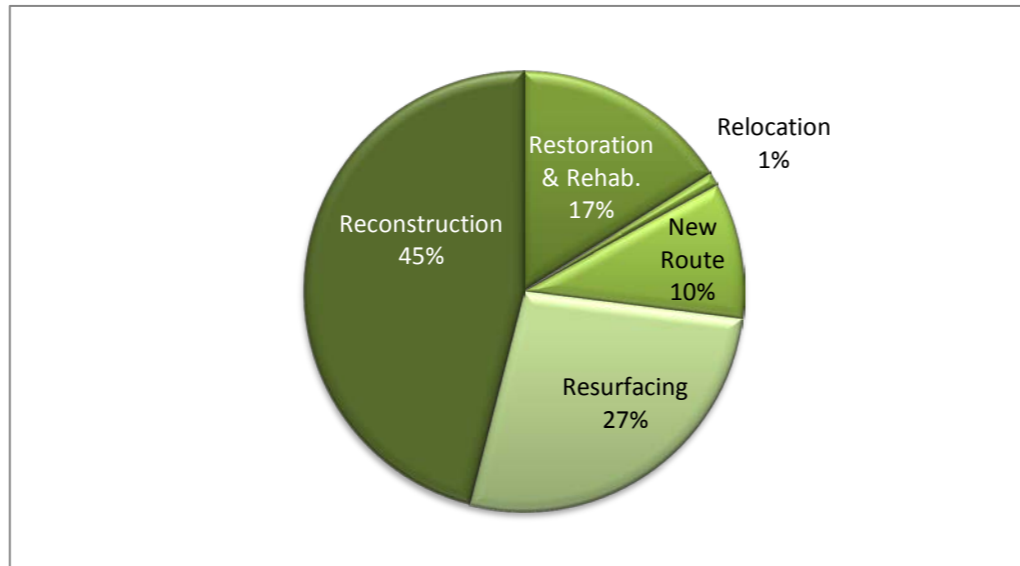
Year 2013 =	\$19,092,062
Restoration & Rehab.	17%
Relocation	0%
New Route	10%
Resurfacing	25%
Reconstruction	48%



Year 2012 =	\$18,363,789
Restoration & Rehab.	17%
Relocation	1%
New Route	9%
Resurfacing	26%
Reconstruction	47%



Year 2011 =	\$17,301,024
Restoration & Rehab.	16%
Relocation	1%
New Route	10%
Resurfacing	27%
Reconstruction	46%



1/ Data source is the Fiscal Management Information System (FMIS) of the Federal Highway Administration. Major widening is now included in Reconstruction-added capacity. Minor widening is now included in Reconstruction-no added capacity. Reconstruction in these piecharts includes both major widening or minor widening.