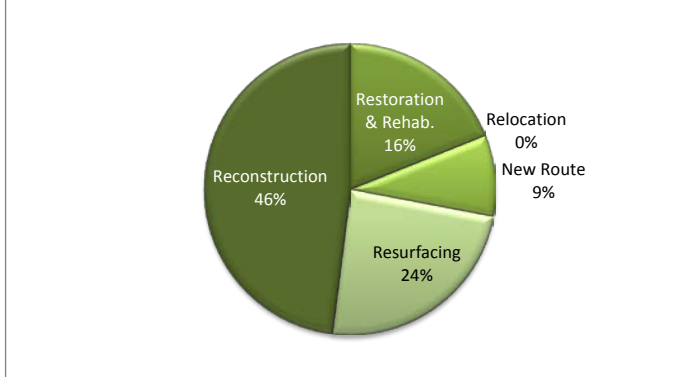


Obligation of Federal Funds for Roadway Projects by Improvement Type 1/

Year 2014 = \$18,880,651

Restoration & Rehab.	19%
Relocation	0%
New Route	9%
Resurfacing	24%
Reconstruction	48%

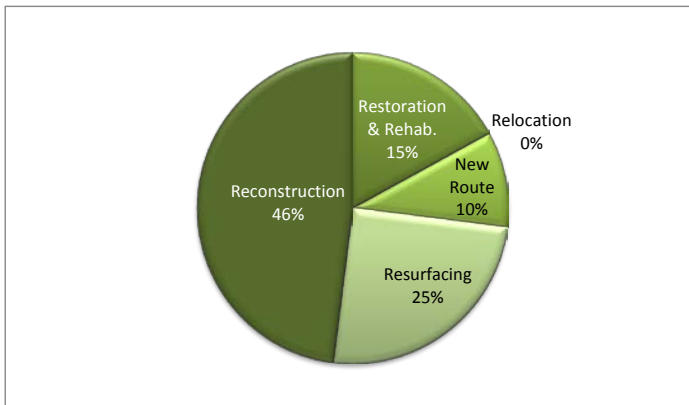


2014



Year 2013 = \$19,092,062

Restoration & Rehab.	17%
Relocation	0%
New Route	10%
Resurfacing	25%
Reconstruction	48%

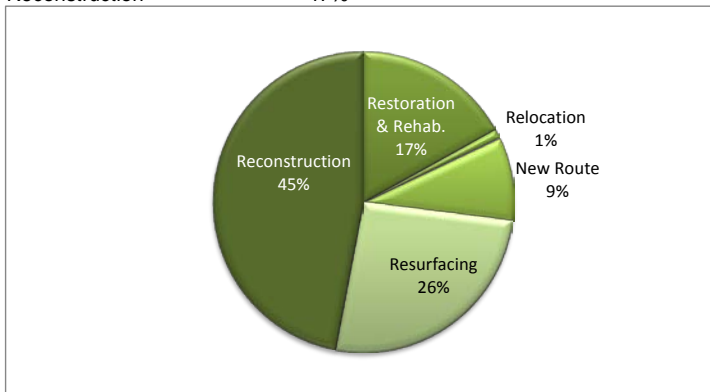


2013



Year 2012 = \$18,363,789

Restoration & Rehab.	17%
Relocation	1%
New Route	9%
Resurfacing	26%
Reconstruction	47%



2012

1/ Data source is the Fiscal Management Information System (FMIS) of the Federal Highway Administration. Major widening is now included in Reconstruction-added capacity. Minor widening is now included in Reconstruction-no added capacity. Reconstruction in these piecharts includes both major widening or minor widening.