









**SOCIAL AND DEMOGRAPHIC CHARACTERISTICS
FOR SELECTED COUNTRIES (1)**

AUGUST 2015

TABLE IN-2

	ASIA		EUROPE			NORTH AMERICA		
	CHINA 	JAPAN 	FRANCE 	GERMANY 	U.K. 	CANADA 	MEXICO 	U.S. 
Population	1,355,692,576	127,103,388	66,259,012	80,996,685	63,742,977	34,834,841	120,286,655	318,892,103
Land Area	9,596,960	364,485	640,053	348,672	241,930	9,093,507	1,943,945	9,161,966
Population Density (persons per square kilometer)	141.3	348.7	103.5	232.3	263.5	3.8	61.9	34.8
GDP (trillion \$) (Purchasing Power Parity)	\$17.36	\$4.75	\$2.58	\$3.61	\$2.42	\$1.58	\$2.14	\$17.40
GDP per Capita (\$) (Purchasing power parity)	\$12,900	\$37,700	\$40,400	\$44,700	\$37,700	\$44,500	\$17,900	\$54,800

(1) Data source: "The World Fact Book" of the U.S. Central Intelligence Agency (CIA).

