









**SOCIAL AND DEMOGRAPHIC CHARACTERISTICS
FOR SELECTED COUNTRIES (1)**

SEPTEMBER 2016

TABLE IN-2

	ASIA		EUROPE			NORTH AMERICA		
	CHINA 	JAPAN 	FRANCE 	GERMANY 	U.K. 	CANADA 	MEXICO 	U.S. 
Population	1,367,485,388	126,919,659	66,553,766	80,854,408	64,088,222	35,099,836	121,736,809	321,368,864
Land Area	9,596,960	364,485	640,053	348,672	241,930	9,093,507	1,943,945	9,161,966
Population Density (persons per square kilometer)	142.5	348.2	104.0	231.9	264.9	3.9	62.6	35.1
GDP (trillion \$) (Purchasing Power Parity)	\$19.39	\$4.83	\$2.65	\$3.84	\$2.68	\$1.63	\$2.23	\$17.95
GDP per Capita (\$) (Purchasing power parity)	\$14,100	\$38,100	\$41,200	\$46,900	\$41,200	\$45,600	\$17,500	\$55,800

(1) Data source: "The World Fact Book" of the U.S. Central Intelligence Agency (CIA).

