









VEHICLE REGISTRATION and VEHICLE PRODUCTION FOR SELECTED COUNTRIES (1)

SEPTEMBER 2016

TABLE IN-3

	ASIA		EUROPE			NORTH AMERICA		
	CHINA 	JAPAN 	FRANCE 	GERMANY 	U.K. 	CANADA 	MEXICO 	U.S. ^{2/} 
POPULATION	1,367,485,388	126,919,659	66,553,766	80,854,408	64,088,222	35,099,836	121,736,809	321,368,864
VEHICLE REGISTERED								
Total Vehicles	142,831,000	75,519,447	38,080,000	47,647,581	37,113,358	22,849,800	35,890,250	260,350,938
Privately Owned Vehicles	120,724,000	60,667,517	31,800,000	44,403,124	32,612,782	21,729,596	25,509,204	246,912,335
Persons per Privately Owned Vehicles	11.3	2.1	2.1	1.8	2.0	1.6	4.8	1.3
VEHICLE PRODUCTION								
Total Vehicles	24,503,326	9,278,238	2,015,080	6,186,364	1,682,156	2,283,307	3,565,218	12,105,490
Privately Owned Vehicles Cars	11,991,201	7,830,722	1,570,124	5,708,138	1,587,677	888,565	1,968,054	4,162,310

(1) Data source: "Wards 2016: Motor Vehicle Facts and Figures"

(2) Data for the United States "Total Registration": Highway Statistics 2015 publication (Table MV-1 for Autos and Motor Cycle, and MV-9 for SUVs, Vans, and Pickup Trucks.)

