



Population

1,359,711

0.4% of national



Population

2015 2016 2017 2018 2019



Land Area

(sq. miles)

8,953

0.3% of national



VMT

15.0 B

13.5 B

12.0 B

13.8 B

13.8 B

13.8 B

13.8 B

13.8 B

13.8 B

13.8 B

13.8 B

13.8 B

13.8 B

13.8 B

13.8 B

13.8 B

13.8 B

13.8 B

13.8 B

13.8 B

13.8 B

13.8 B

13.8 B

13.8 B

13.8 B

13.8 B

13.8 B

13.8 B

13.8 B

13.8 B

13.8 B

13.8 B

13.8 B

13.8 B

13.8 B

13.8 B

13.8 B

13.8 B

13.8 B

13.8 B

13.8 B

Vehicle Miles Traveled

(millions)

13,828

0.4% of national



Driver Licenses

1.4 M

1.2 M

1.1 M

1.1 M

1.1 M

1.1 M

1.1 M

1.1 M

1.1 M

1.1 M

1.1 M

1.1 M

1.1 M

1.1 M

1.1 M

1.1 M

1.1 M

1.1 M

1.1 M

1.1 M

1.1 M

1.1 M

1.1 M

1.1 M

1.1 M

1.1 M

1.1 M

1.1 M

1.1 M

1.1 M

1.1 M

1.1 M

1.1 M

1.1 M

1.1 M

Public Road Length

(miles)

16,185

0.4% of national



Vehicle Registrations

1.5 M

1.4 M

1.3 M

1.3 M

1.3 M

1.3 M

1.3 M

1.3 M

1.3 M

1.3 M

1.3 M

1.3 M

1.3 M

1.3 M

1.3 M

1.3 M

1.3 M

1.3 M

1.3 M

1.3 M

1.3 M

1.3 M

1.3 M

1.3 M

1.3 M

1.3 M

1.3 M

1.3 M

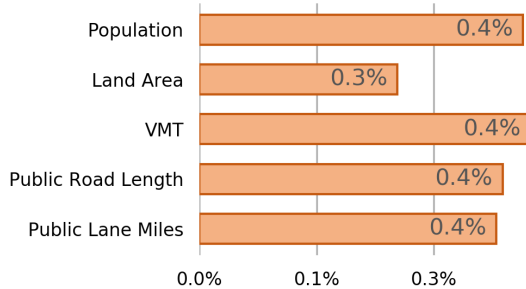
Public Road Lane Miles

33,391

0.4% of national



Share of National



Motor Fuel Use (Gallons)

960.0 M

880.0 M

800.0 M

800.0 M

800.0 M

800.0 M

800.0 M

800.0 M

800.0 M

800.0 M

800.0 M

800.0 M

800.0 M

800.0 M

800.0 M

800.0 M

800.0 M

800.0 M

800.0 M

800.0 M

800.0 M

800.0 M

Vehicle Registrations

1,363,379

0.5% of national

Trucks
791,892



Automobiles
489,224



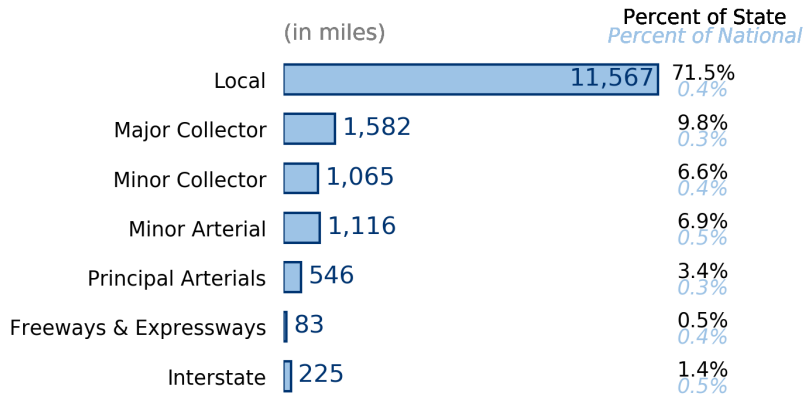
Motorcycles
79,167



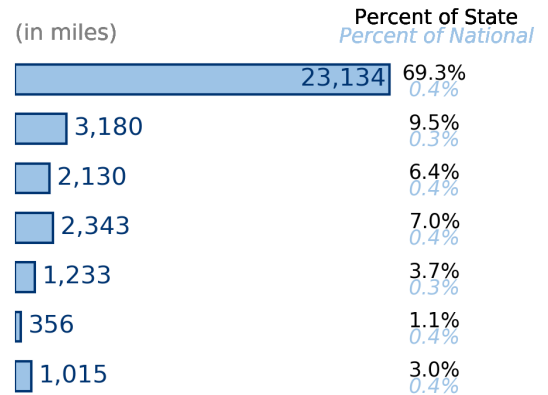
Buses
3,096



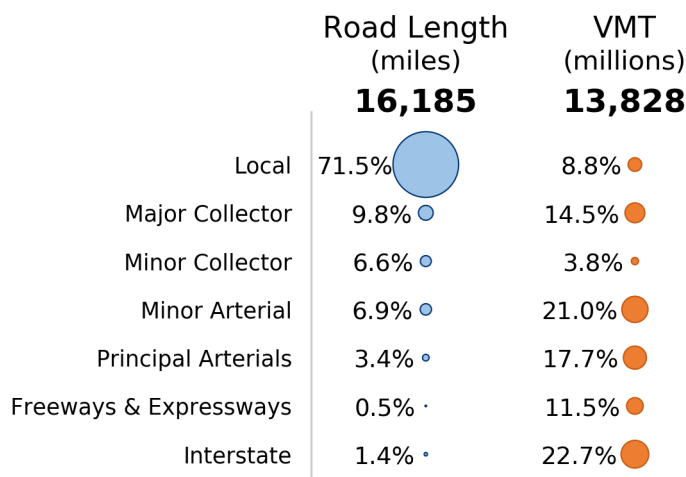
Public Road Length



Public Road Lane Miles



Share of Road Miles and Vehicle Miles Traveled



Public Road Length 16,185 miles



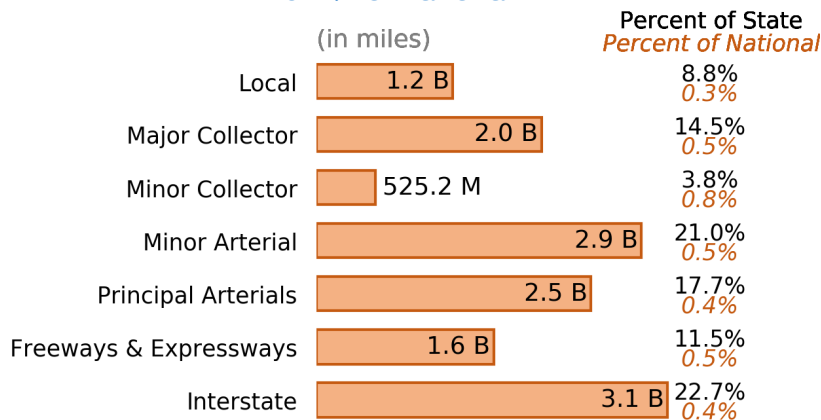
Vehicle Miles Traveled 13,828,121,483 miles



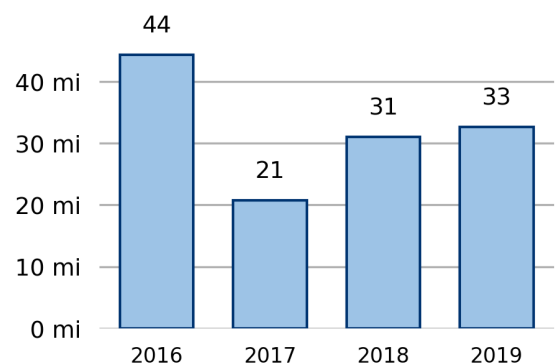
Vehicle Miles Traveled (Millions)

13,828

0.4% of national



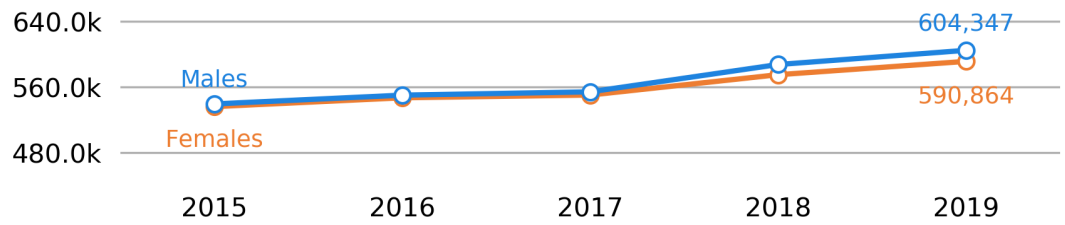
New Lane Miles Added Annually



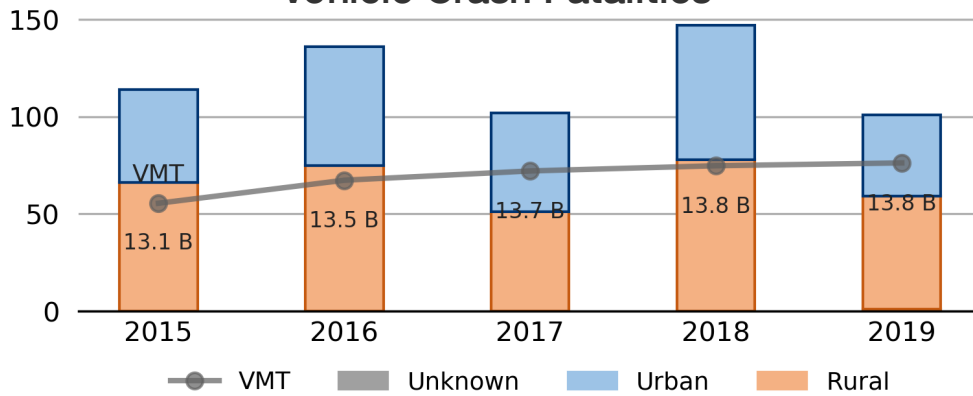
Driver Licenses

1,195,211

0.5% of national



Vehicle Crash Fatalities



Motor Fuel Use

843,669

(thousand gallons)

State Tax Rate

(per gallon)

Gasoline \$0.238

Diesel \$0.238

Highway Funding Revenue

\$669,039

(thousands)



Highway Funding Expenditures

\$650,266

(thousands)

