

Special Issue

Weekly Motor Fuel Report

Office of Highway
Policy Information

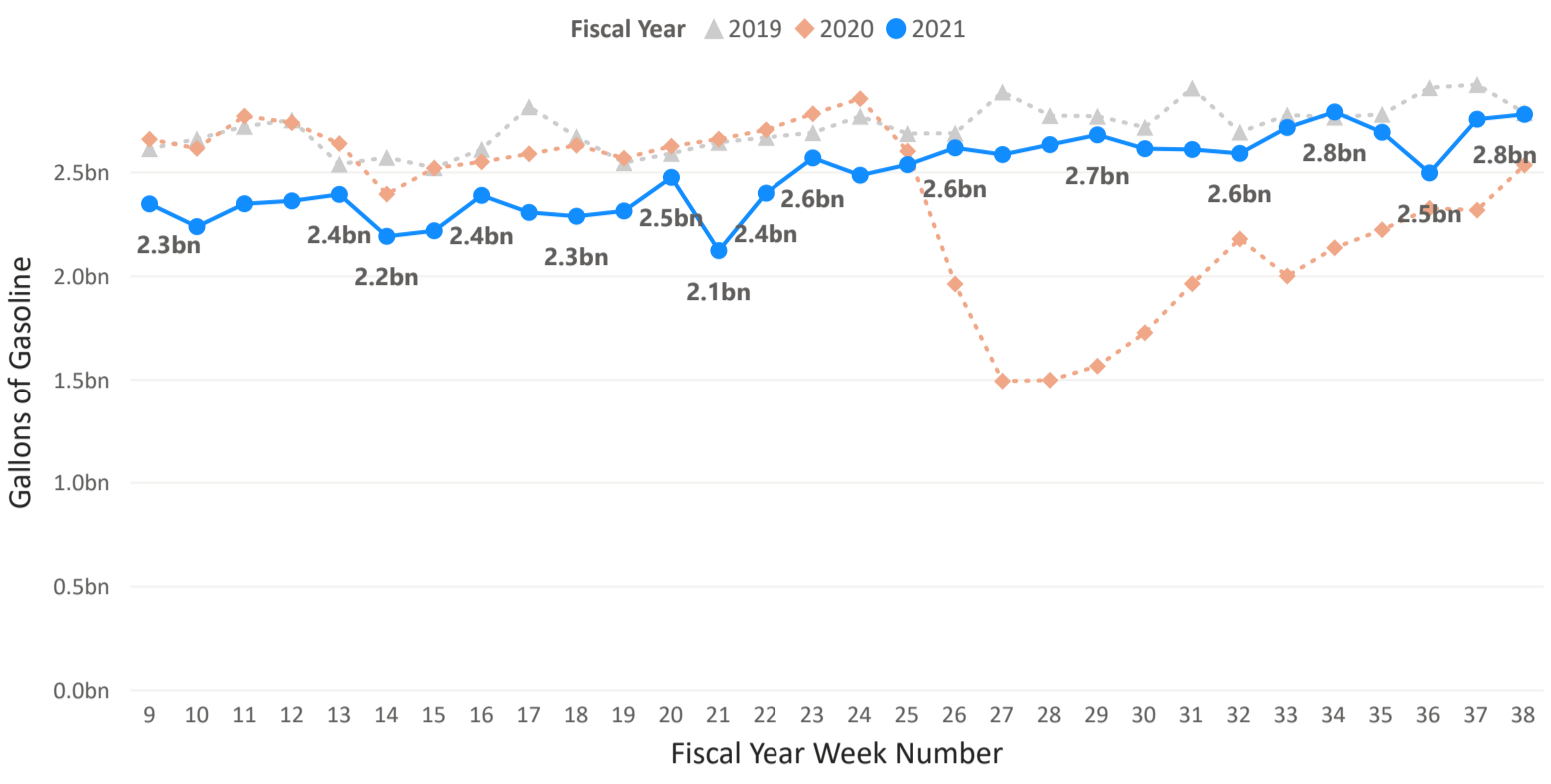
Gasoline Product Supplied for Fiscal Year Week No. 38

Data complete through 6/18/2021

Excludes Diesel and Alternative Fuels

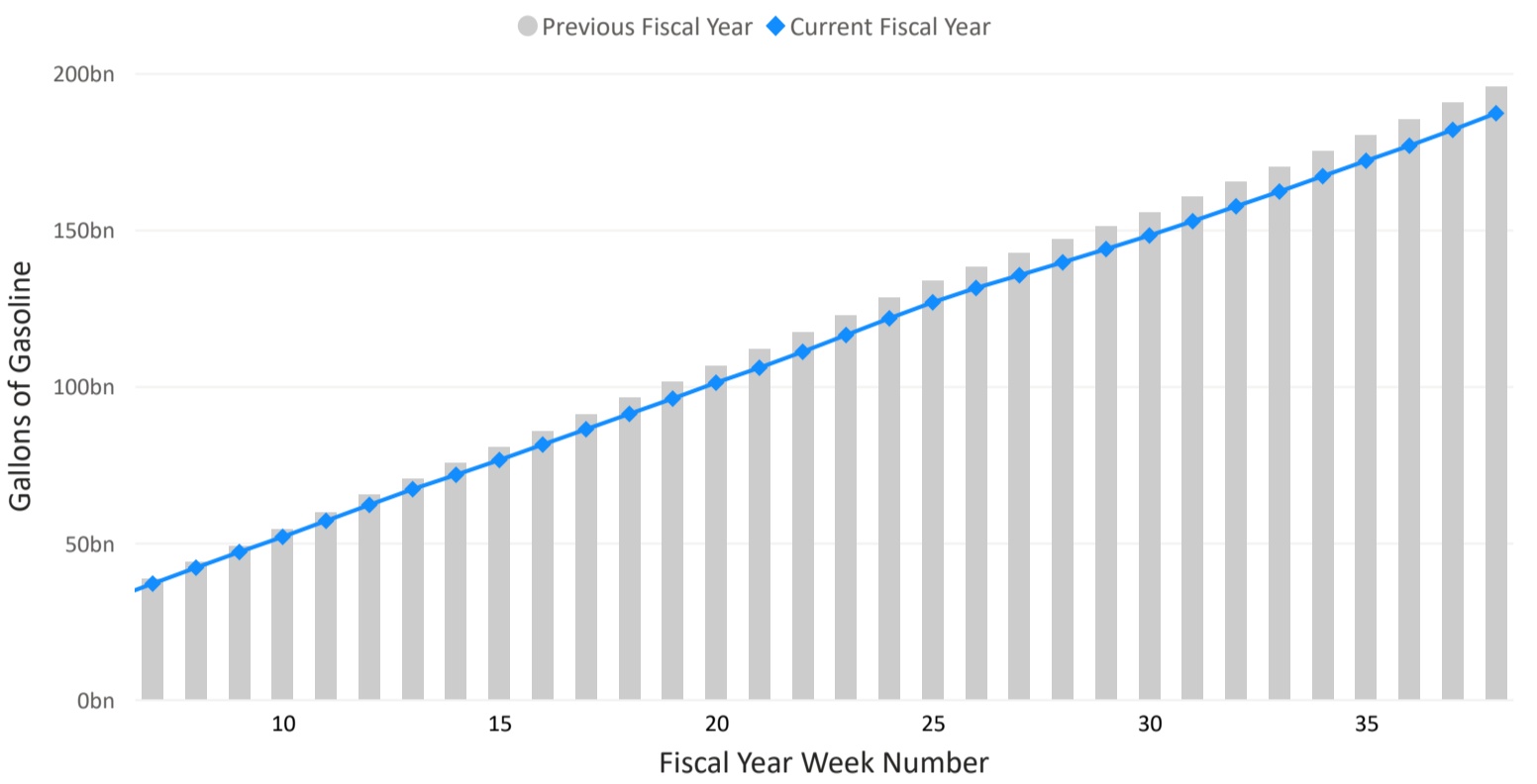
Gasoline product supplied totaled 2.78 billion gallons in week 38. This is an increase of 0.85% from the previous week.

Weekly Gasoline Product Supplied



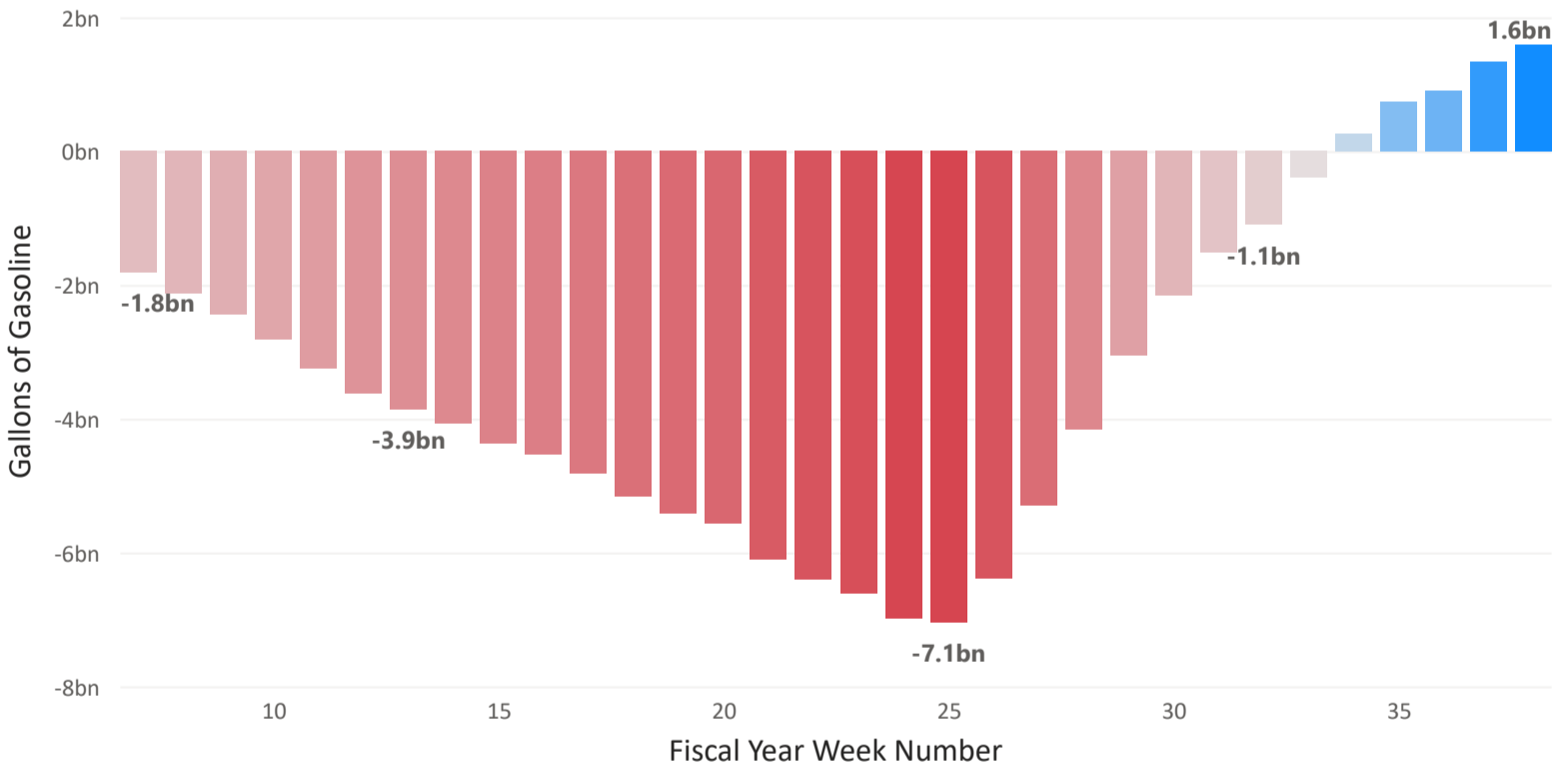
Gasoline product supplied compared to the same week last year increased by 9.67% and decreased by -0.27% for the same week two years ago.

Weekly Cumulative Gallons of Gasoline Product Supplied



By this week in 2021, 1.59 billion more gallons of gasoline have been supplied than by the same week in 2020.

Cumulative Difference in Gallons of Gasoline Product Supplied in the US by Week (2021 - 2020)



Weekly Gasoline Product Supplied Table

Fiscal Week	Current Year Production	Previous Year Production	Difference From Same Week Last Year	Current Year Cumulative Production	Cumulative Difference
1	2,615,424,000	2,781,240,000	-165,816,000	2,615,424,000	-165,816,000
2	2,521,344,000	2,750,076,000	-228,732,000	5,136,768,000	-394,548,000
3	2,436,966,000	2,819,460,000	-382,494,000	7,573,734,000	-777,042,000
4	2,512,230,000	2,876,496,000	-364,266,000	10,085,964,000	-1,141,308,000
5	2,450,784,000	2,688,630,000	-237,846,000	12,536,748,000	-1,379,154,000
6	2,576,028,000	2,740,374,000	-164,346,000	15,112,776,000	-1,543,500,000
7	2,427,852,000	2,702,448,000	-274,596,000	17,540,628,000	-1,818,096,000
8	2,389,926,000	2,705,976,000	-316,050,000	19,930,554,000	-2,134,146,000
9	2,344,062,000	2,655,408,000	-311,346,000	22,274,616,000	-2,445,492,000
10	2,234,400,000	2,611,308,000	-376,908,000	24,509,016,000	-2,822,400,000
11	2,344,650,000	2,766,834,000	-422,184,000	26,853,666,000	-3,244,584,000
12	2,358,468,000	2,735,082,000	-376,614,000	29,212,134,000	-3,621,198,000
13	2,389,632,000	2,634,534,000	-244,902,000	31,601,766,000	-3,866,100,000
14	2,187,654,000	2,391,102,000	-203,448,000	33,789,420,000	-4,069,548,000
15	2,214,408,000	2,516,052,000	-301,644,000	36,003,828,000	-4,371,192,000
16	2,384,928,000	2,546,628,000	-161,700,000	38,388,756,000	-4,532,892,000
17	2,302,902,000	2,585,142,000	-282,240,000	40,691,658,000	-4,815,132,000
18	2,284,380,000	2,626,302,000	-341,922,000	42,976,038,000	-5,157,054,000
19	2,309,958,000	2,564,268,000	-254,310,000	45,285,996,000	-5,411,364,000
20	2,471,658,000	2,621,892,000	-150,234,000	47,757,654,000	-5,561,598,000
21	2,118,858,000	2,656,290,000	-537,432,000	49,876,512,000	-6,099,030,000
22	2,395,512,000	2,700,684,000	-305,172,000	52,272,024,000	-6,404,202,000
23	2,565,444,000	2,778,006,000	-212,562,000	54,837,468,000	-6,616,764,000
24	2,481,948,000	2,850,624,000	-368,676,000	57,319,416,000	-6,985,440,000
25	2,533,104,000	2,598,078,000	-64,974,000	59,852,520,000	-7,050,414,000
26	2,613,954,000	1,957,746,000	656,208,000	62,466,474,000	-6,394,206,000
27	2,581,614,000	1,489,110,000	1,092,504,000	65,048,088,000	-5,301,702,000
28	2,629,536,000	1,493,814,000	1,135,722,000	67,677,624,000	-4,165,980,000
29	2,676,576,000	1,561,434,000	1,115,142,000	70,354,200,000	-3,050,838,000
30	2,609,838,000	1,722,840,000	886,998,000	72,964,038,000	-2,163,840,000
31	2,606,016,000	1,959,216,000	646,800,000	75,570,054,000	-1,517,040,000
32	2,587,200,000	2,175,012,000	412,188,000	78,157,254,000	-1,104,852,000
33	2,711,856,000	1,996,260,000	715,596,000	80,869,110,000	-389,256,000
34	2,786,826,000	2,132,382,000	654,444,000	83,655,936,000	265,188,000
35	2,688,924,000	2,219,406,000	469,518,000	86,344,860,000	734,706,000
36	2,493,120,000	2,322,600,000	170,520,000	88,837,980,000	905,226,000
37	2,751,840,000	2,313,780,000	438,060,000	91,589,820,000	1,343,286,000
38	2,775,360,000	2,530,752,000	244,608,000	94,365,180,000	1,587,894,000
Total	94,365,180,000	92,777,286,000	1,587,894,000	94,365,180,000	1,587,894,000

Source: Derived from U.S. Product Supplied of Finished Motor Gasoline, Weekly, U.S. Energy Information Administration, published 6/23/2021

Please direct questions to: PolicyInfoFeedback@dot.gov