

# Special Issue

## Weekly Motor Fuel Report

Office of Highway  
Policy Information

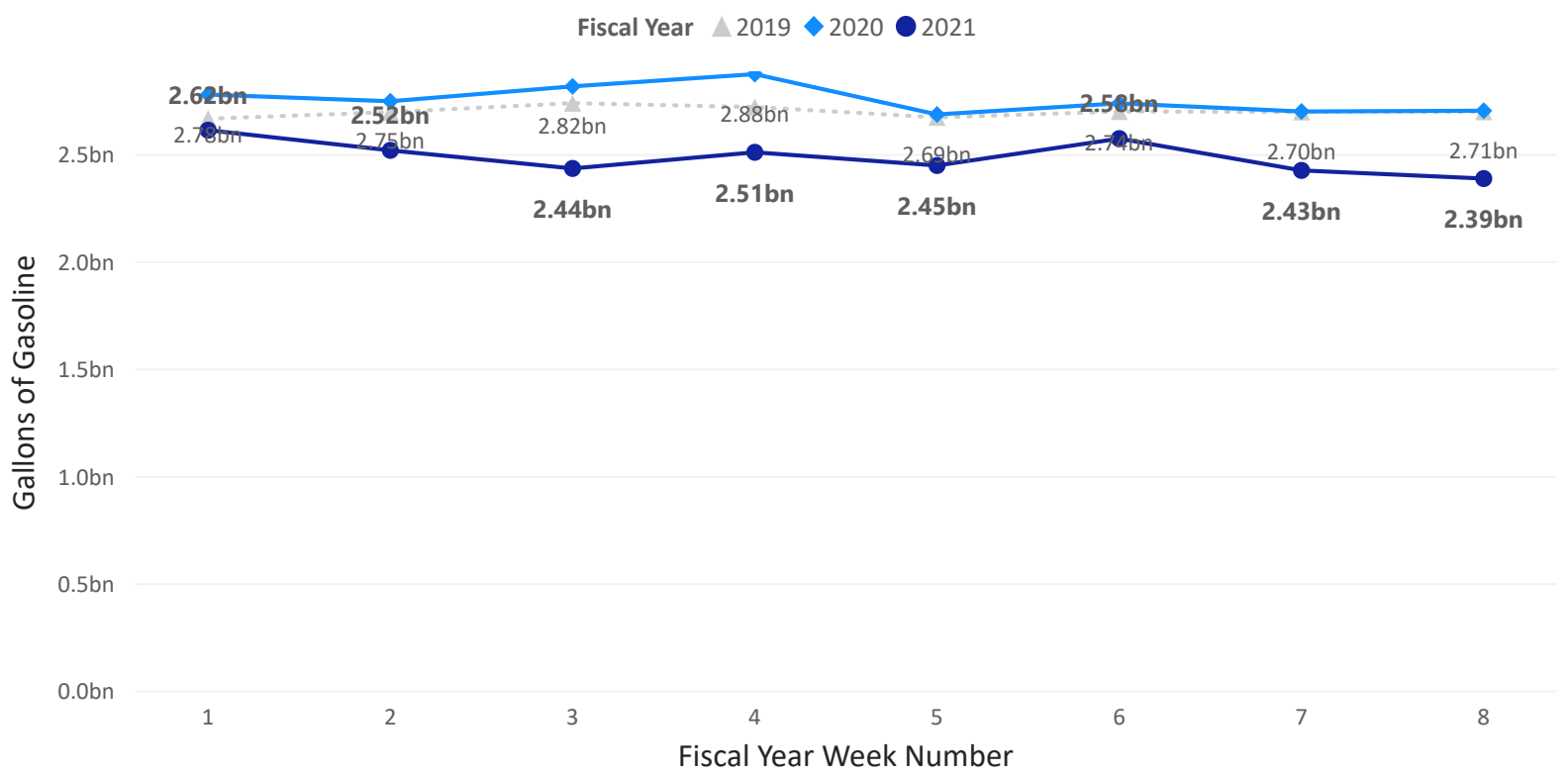
Gasoline Product Supplied for Fiscal Year Week No. 8

Data complete through 11/20/2020

Excludes Diesel and Alternative Fuels

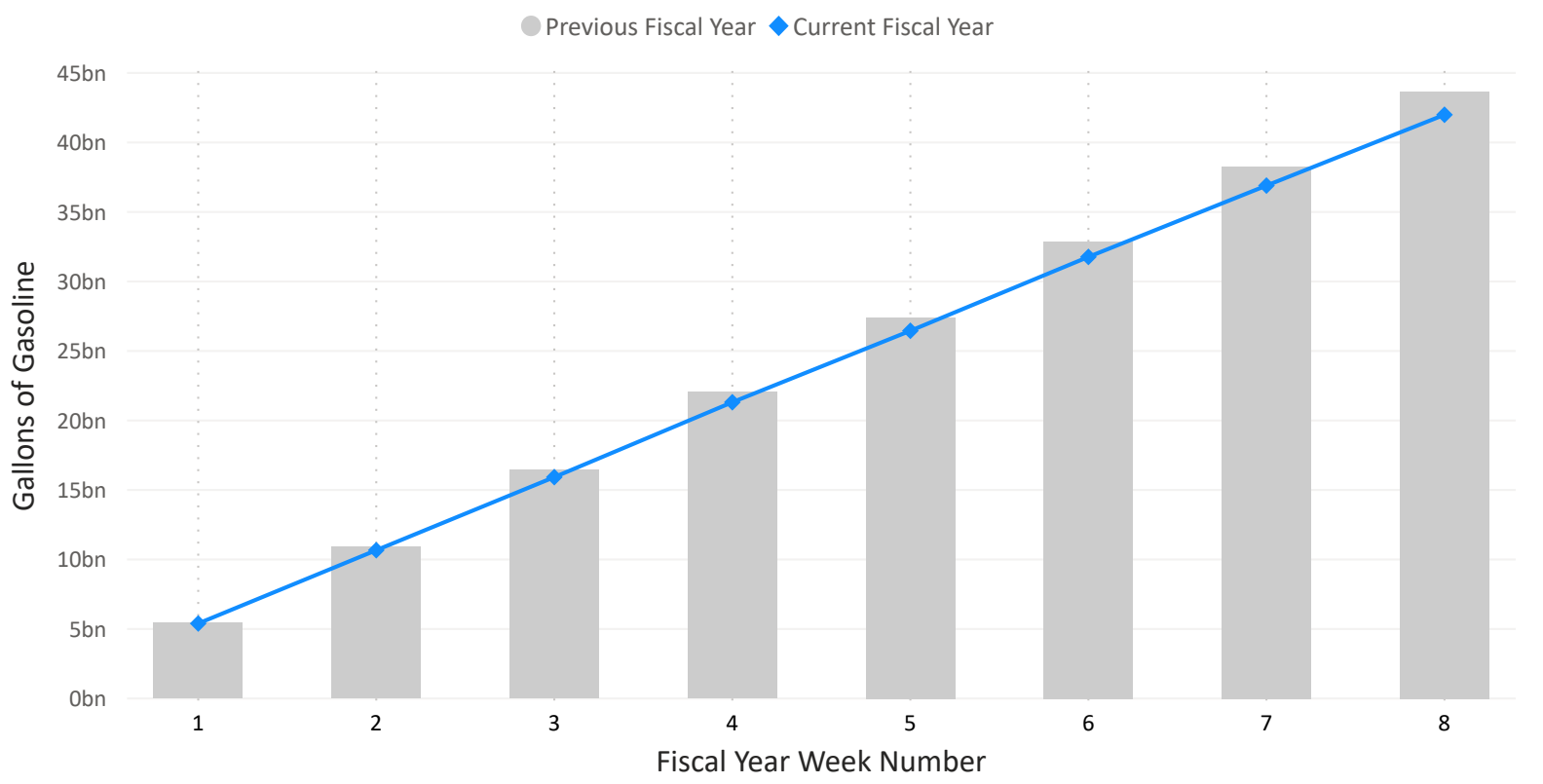
**Gasoline product supplied totaled 2.39 billion gallons in week 8. This is a decrease of -1.56% from the previous week.**

Weekly Gasoline Product Supplied



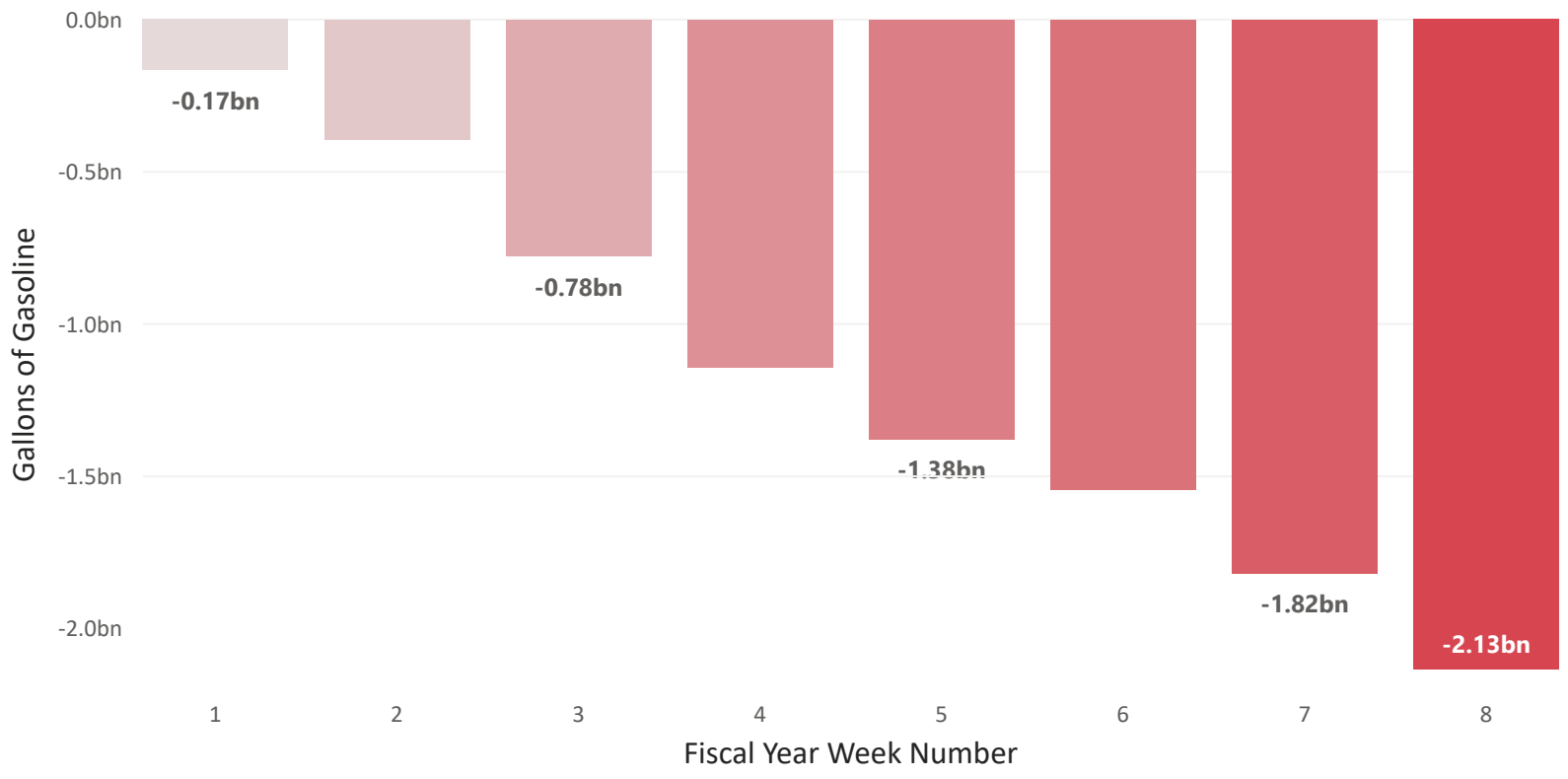
**Gasoline product supplied compared to the same week last year decreased by -11.68%.**

Weekly Cumulative Gallons of Gasoline Product Supplied



**By this week in 2020, 2.13 billion less gallons of gasoline have been supplied than by the same week in 2019.**

Cumulative Difference in Gallons of Gasoline Product Supplied in the US by Week (2021 - 2020)



Weekly Gasoline Product Supplied Table

Fiscal Week	Current Year Production	Previous Year Production	Difference From Same Week Last Year	Current Year Cumulative Production	Cumulative Difference
1	2,615,424,000	2,781,240,000	-165,816,000	2,615,424,000	-165,816,000
2	2,521,344,000	2,750,076,000	-228,732,000	5,136,768,000	-394,548,000
3	2,436,966,000	2,819,460,000	-382,494,000	7,573,734,000	-777,042,000
4	2,512,230,000	2,876,496,000	-364,266,000	10,085,964,000	-1,141,308,000
5	2,450,784,000	2,688,630,000	-237,846,000	12,536,748,000	-1,379,154,000
6	2,576,028,000	2,740,374,000	-164,346,000	15,112,776,000	-1,543,500,000
7	2,427,852,000	2,702,448,000	-274,596,000	17,540,628,000	-1,818,096,000
8	2,389,926,000	2,705,976,000	-316,050,000	19,930,554,000	-2,134,146,000
<b>Total</b>	<b>19,930,554,000</b>	<b>22,064,700,000</b>	<b>-2,134,146,000</b>	<b>19,930,554,000</b>	<b>-2,134,146,000</b>

Source: Derived from U.S. Product Supplied of Finished Motor Gasoline, Weekly, U.S. Energy Information Administration, published 11/25/2020

**Please direct questions to: [PolicyInfoFeedback@dot.gov](mailto:PolicyInfoFeedback@dot.gov)**