

Special Issue

Weekly Motor Fuel Report

Office of Highway
Policy Information

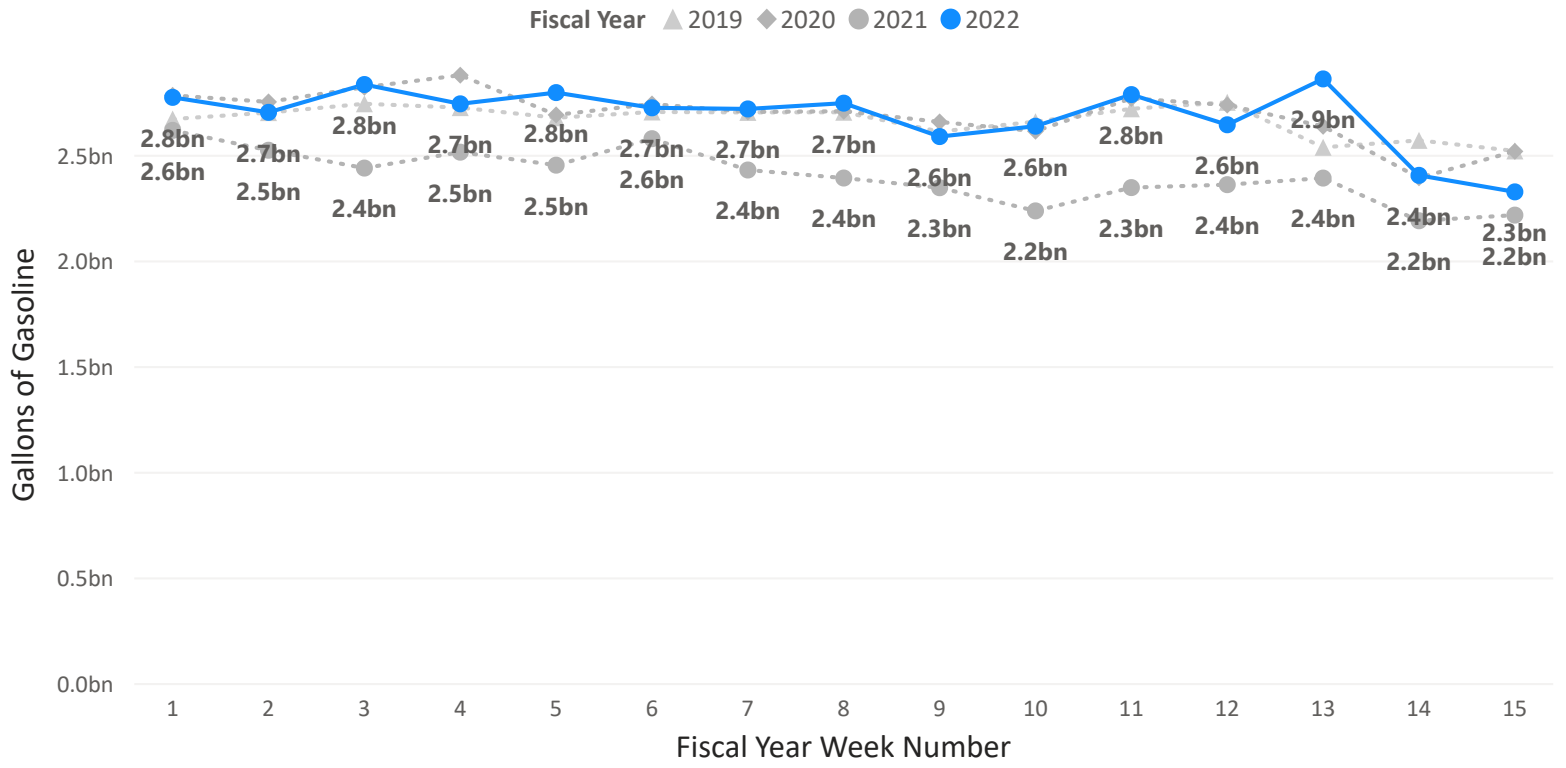
Gasoline Product Supplied for Fiscal Year Week No. 15

Data complete through 1/7/2022

Excludes Diesel and Alternative Fuels

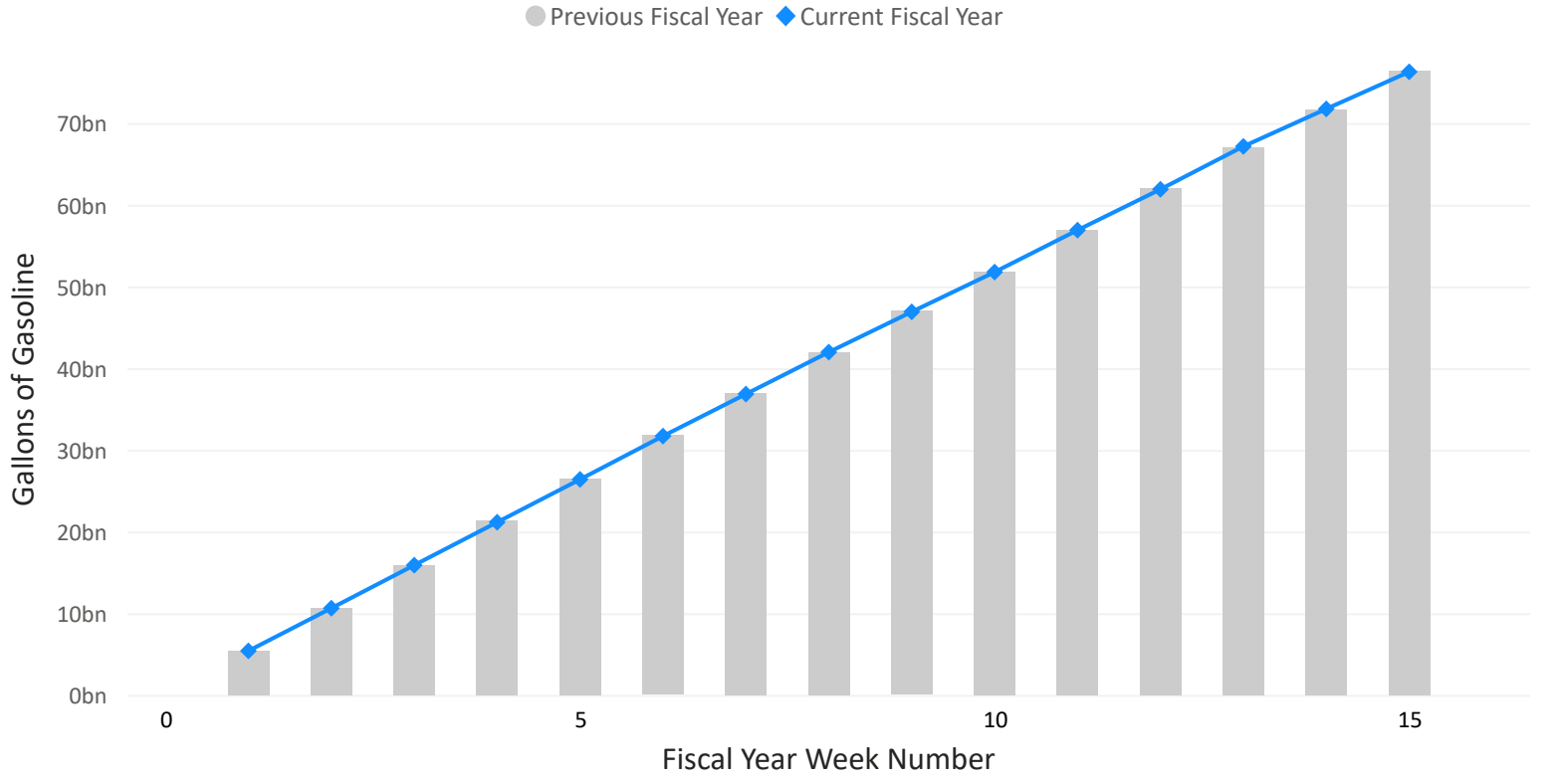
Gasoline product supplied totaled 2.32 billion gallons in week 15. This is a decrease of -3.26% from the previous week.

Weekly Gasoline Product Supplied



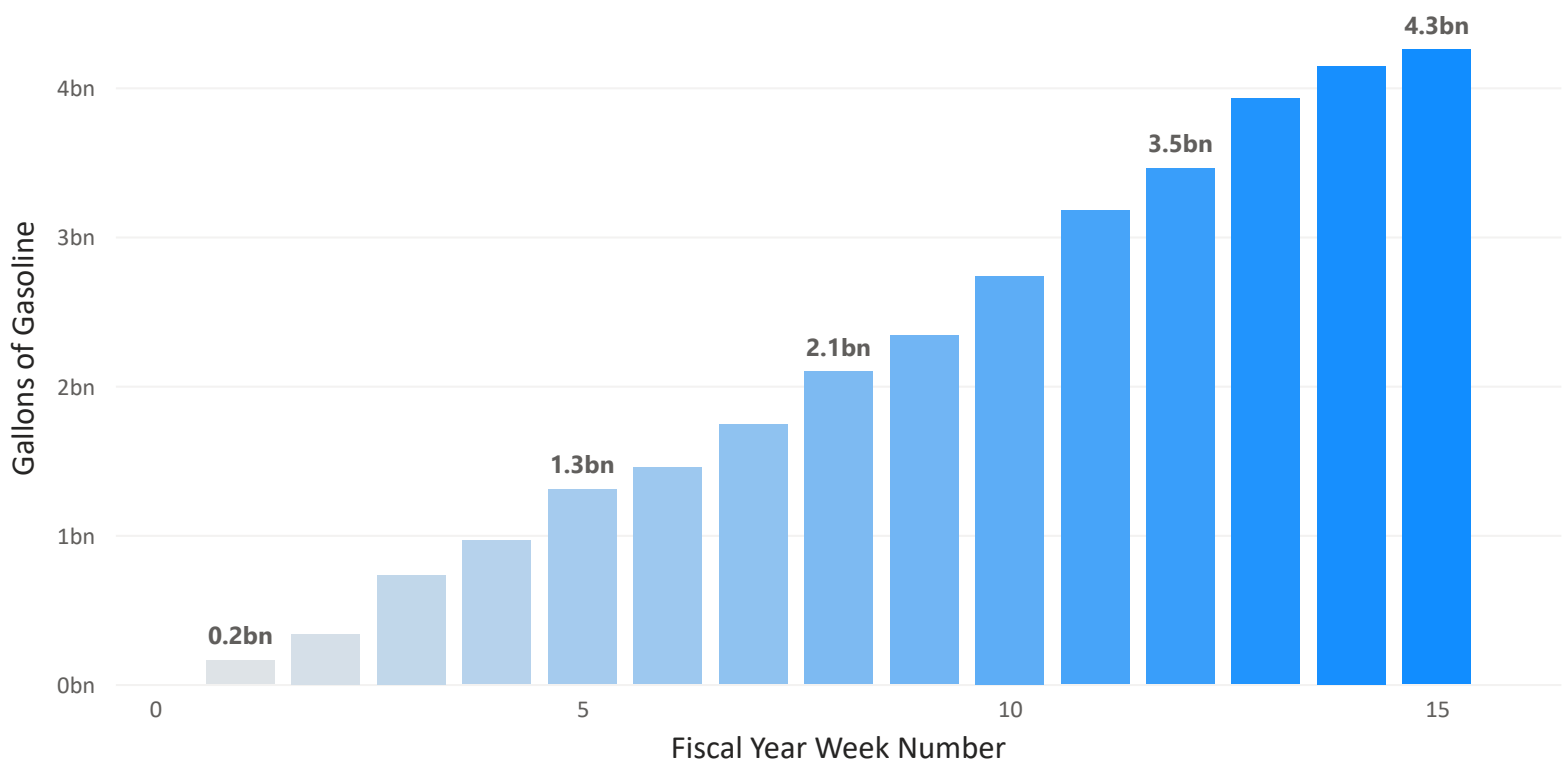
Gasoline product supplied compared to the same week last year increased by 4.97% and decreased by -7.62% for the same week two years ago.

Weekly Cumulative Gallons of Gasoline Product Supplied



By this week in 2022 4.25 billion more gallons of gasoline have been supplied than by the same week in 2021.

Cumulative Difference in Gallons of Gasoline Product Supplied in the US by Week (2022 - 2021)



Weekly Gasoline Product Supplied Table

Fiscal Week	Current Year Production	Previous Year Production	Difference From Same Week Last Year	Current Year Cumulative Production	Cumulative Difference
1	2,771,538,000	2,615,424,000	156,114,000	2,771,538,000	156,114,000
2	2,700,684,000	2,521,344,000	179,340,000	5,472,222,000	335,454,000
3	2,832,396,000	2,436,966,000	395,430,000	8,304,618,000	730,884,000
4	2,740,962,000	2,512,230,000	228,732,000	11,045,580,000	959,616,000
5	2,794,176,000	2,450,784,000	343,392,000	13,839,756,000	1,303,008,000
6	2,722,146,000	2,576,028,000	146,118,000	16,561,902,000	1,449,126,000
7	2,716,854,000	2,427,852,000	289,002,000	19,278,756,000	1,738,128,000
8	2,744,196,000	2,389,926,000	354,270,000	22,022,952,000	2,092,398,000
9	2,586,024,000	2,344,062,000	241,962,000	24,608,976,000	2,334,360,000
10	2,635,122,000	2,234,400,000	400,722,000	27,244,098,000	2,735,082,000
11	2,784,768,000	2,344,650,000	440,118,000	30,028,866,000	3,175,200,000
12	2,641,884,000	2,358,468,000	283,416,000	32,670,750,000	3,458,616,000
13	2,858,856,000	2,389,632,000	469,224,000	35,529,606,000	3,927,840,000
14	2,402,568,000	2,187,654,000	214,914,000	37,932,174,000	4,142,754,000
15	2,324,364,000	2,214,408,000	109,956,000	40,256,538,000	4,252,710,000
Total	40,256,538,000	36,003,828,000	4,252,710,000	40,256,538,000	4,252,710,000

Source: Derived from U.S. Product Supplied of Finished Motor Gasoline, Weekly, U.S. Energy Information Administration, published 1/12/2022

Please direct questions to: PolicyInfoFeedback@dot.gov