

# Special Issue

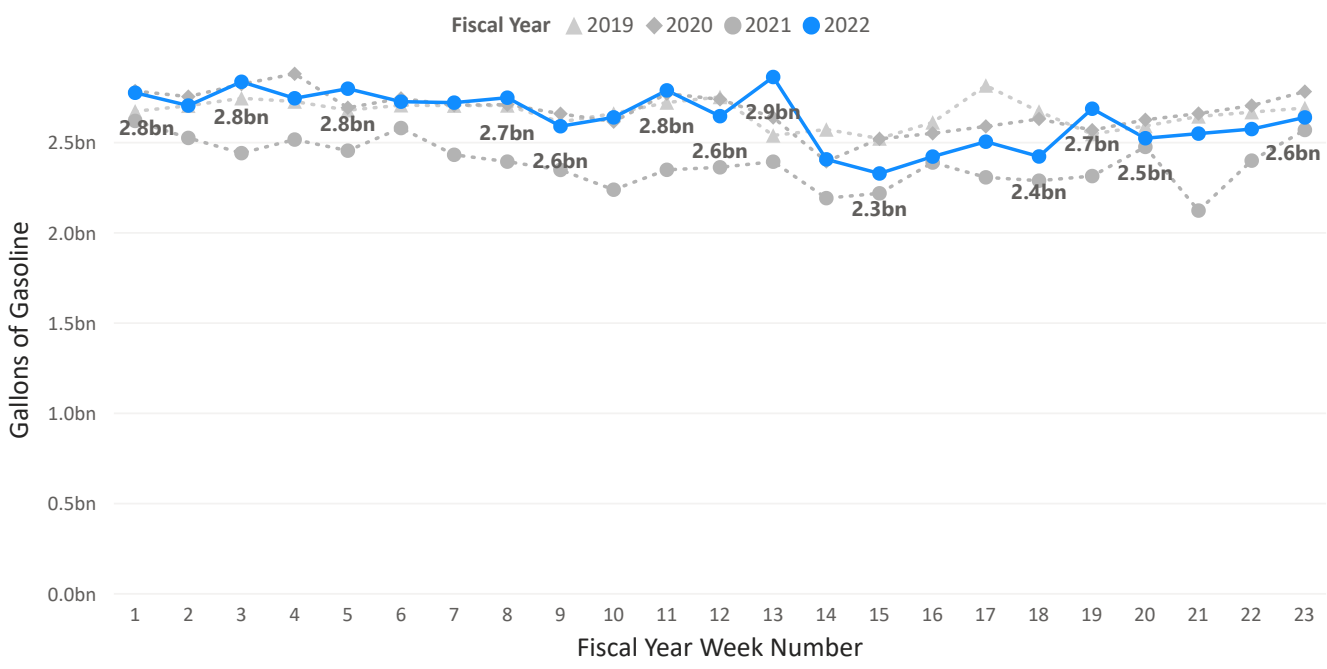
## Weekly Motor Fuel Report

Office of Highway  
Policy Information

Gasoline Product Supplied for Fiscal Year Week No. 23  
Data complete through 3/4/2022  
Excludes Diesel and Alternative Fuels

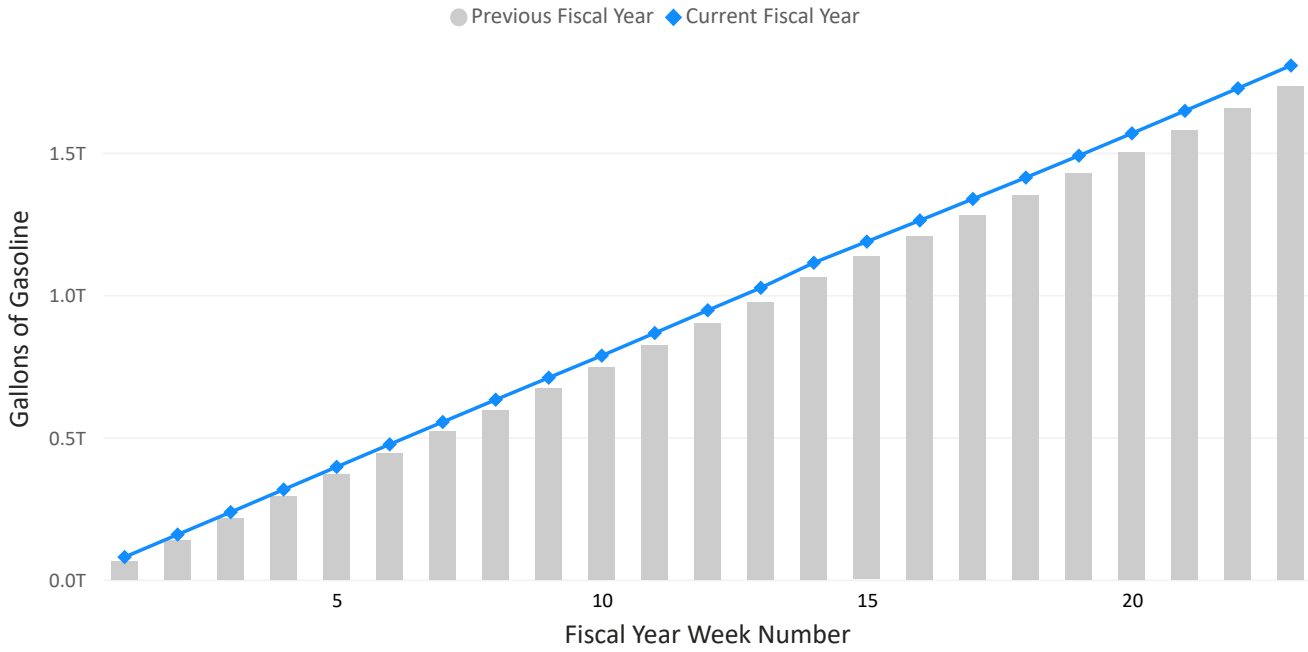
Gasoline product supplied totaled 2.63 billion gallons in week 23. This is an increase of 2.5% from the previous week.

Weekly Gasoline Product Supplied



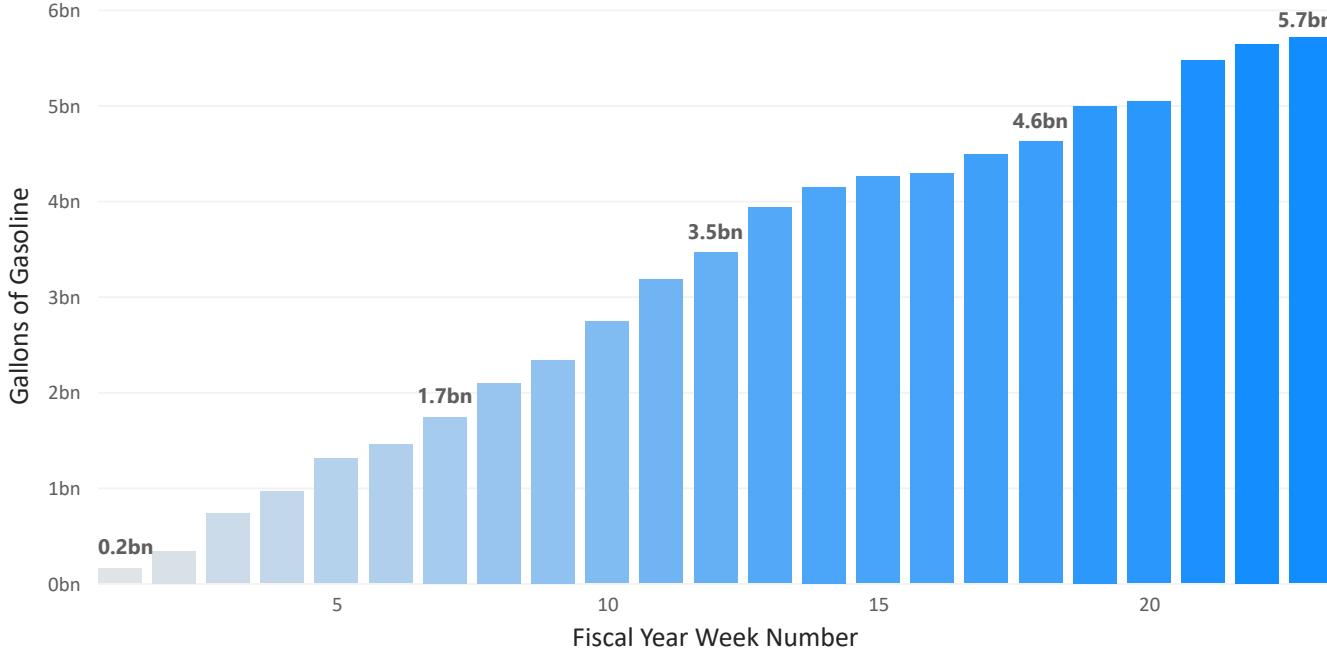
Gasoline product supplied compared to the same week in FY 2021 increased by 2.7%, decreased by -5.15% for the same week in FY 2020, and decreased by -1.95% for the same week in FY 2019.

Weekly Cumulative Gallons of Gasoline Product Supplied



By this week in 2022 5.71 billion more gallons of gasoline have been supplied than by the same week in 2021.

Cumulative Difference in Gallons of Gasoline Product Supplied in the US by Week (2022 - 2021)



Weekly Gasoline Product Supplied Table

| Fiscal Week | Current Year Production | Previous Year Production | Difference From Same Week Last Year | Current Year Cumulative Production | Cumulative Difference |
|-------------|-------------------------|--------------------------|-------------------------------------|------------------------------------|-----------------------|
| 1           | 2,771,538,000           | 2,615,424,000            | 156,114,000                         | 2,771,538,000                      | 156,114,000           |
| 2           | 2,700,684,000           | 2,521,344,000            | 179,340,000                         | 5,472,222,000                      | 335,454,000           |
| 3           | 2,832,396,000           | 2,436,966,000            | 395,430,000                         | 8,304,618,000                      | 730,884,000           |
| 4           | 2,740,962,000           | 2,512,230,000            | 228,732,000                         | 11,045,580,000                     | 959,616,000           |
| 5           | 2,794,176,000           | 2,450,784,000            | 343,392,000                         | 13,839,756,000                     | 1,303,008,000         |
| 6           | 2,722,146,000           | 2,576,028,000            | 146,118,000                         | 16,561,902,000                     | 1,449,126,000         |
| 7           | 2,716,854,000           | 2,427,852,000            | 289,002,000                         | 19,278,756,000                     | 1,738,128,000         |
| 8           | 2,744,196,000           | 2,389,926,000            | 354,270,000                         | 22,022,952,000                     | 2,092,398,000         |
| 9           | 2,586,024,000           | 2,344,062,000            | 241,962,000                         | 24,608,976,000                     | 2,334,360,000         |
| 10          | 2,635,122,000           | 2,234,400,000            | 400,722,000                         | 27,244,098,000                     | 2,735,082,000         |
| 11          | 2,784,768,000           | 2,344,650,000            | 440,118,000                         | 30,028,866,000                     | 3,175,200,000         |
| 12          | 2,641,884,000           | 2,358,468,000            | 283,416,000                         | 32,670,750,000                     | 3,458,616,000         |
| 13          | 2,858,856,000           | 2,389,632,000            | 469,224,000                         | 35,529,606,000                     | 3,927,840,000         |
| 14          | 2,402,568,000           | 2,187,654,000            | 214,914,000                         | 37,932,174,000                     | 4,142,754,000         |
| 15          | 2,324,364,000           | 2,214,408,000            | 109,956,000                         | 40,256,538,000                     | 4,252,710,000         |
| 16          | 2,417,856,000           | 2,384,928,000            | 32,928,000                          | 42,674,394,000                     | 4,285,638,000         |
| 17          | 2,500,470,000           | 2,302,902,000            | 197,568,000                         | 45,174,864,000                     | 4,483,206,000         |
| 18          | 2,418,444,000           | 2,284,380,000            | 134,064,000                         | 47,593,308,000                     | 4,617,270,000         |
| 19          | 2,683,044,000           | 2,309,958,000            | 373,086,000                         | 50,276,352,000                     | 4,990,356,000         |
| 20          | 2,519,580,000           | 2,471,658,000            | 47,922,000                          | 52,795,932,000                     | 5,038,278,000         |
| 21          | 2,545,158,000           | 2,118,858,000            | 426,300,000                         | 55,341,090,000                     | 5,464,578,000         |
| 22          | 2,570,442,000           | 2,395,512,000            | 174,930,000                         | 57,911,532,000                     | 5,639,508,000         |
| 23          | 2,634,828,000           | 2,565,444,000            | 69,384,000                          | 60,546,360,000                     | 5,708,892,000         |
| Total       | 60,546,360,000          | 54,837,468,000           | 5,708,892,000                       | 60,546,360,000                     | 5,708,892,000         |

Source: Derived from U.S. Product Supplied of Finished Motor Gasoline, Weekly, U.S. Energy Information Administration, published 3/9/2022

Please direct questions to: [PolicyInfoFeedback@dot.gov](mailto:PolicyInfoFeedback@dot.gov)