

# Special Issue

## Weekly Motor Fuel Report

Office of Highway  
Policy Information

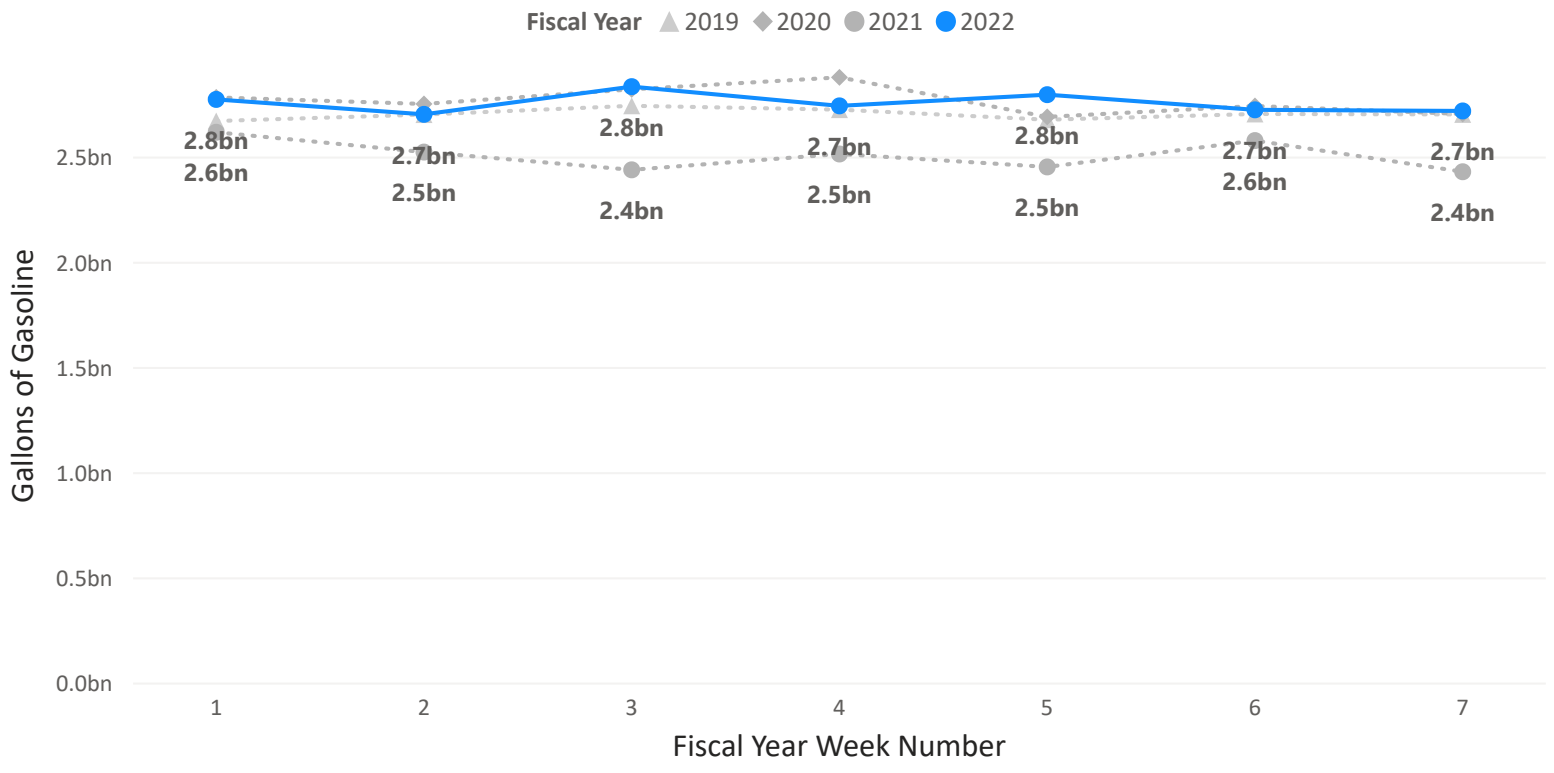
Gasoline Product Supplied for Fiscal Year Week No. 7

Data complete through 11/12/2021

Excludes Diesel and Alternative Fuels

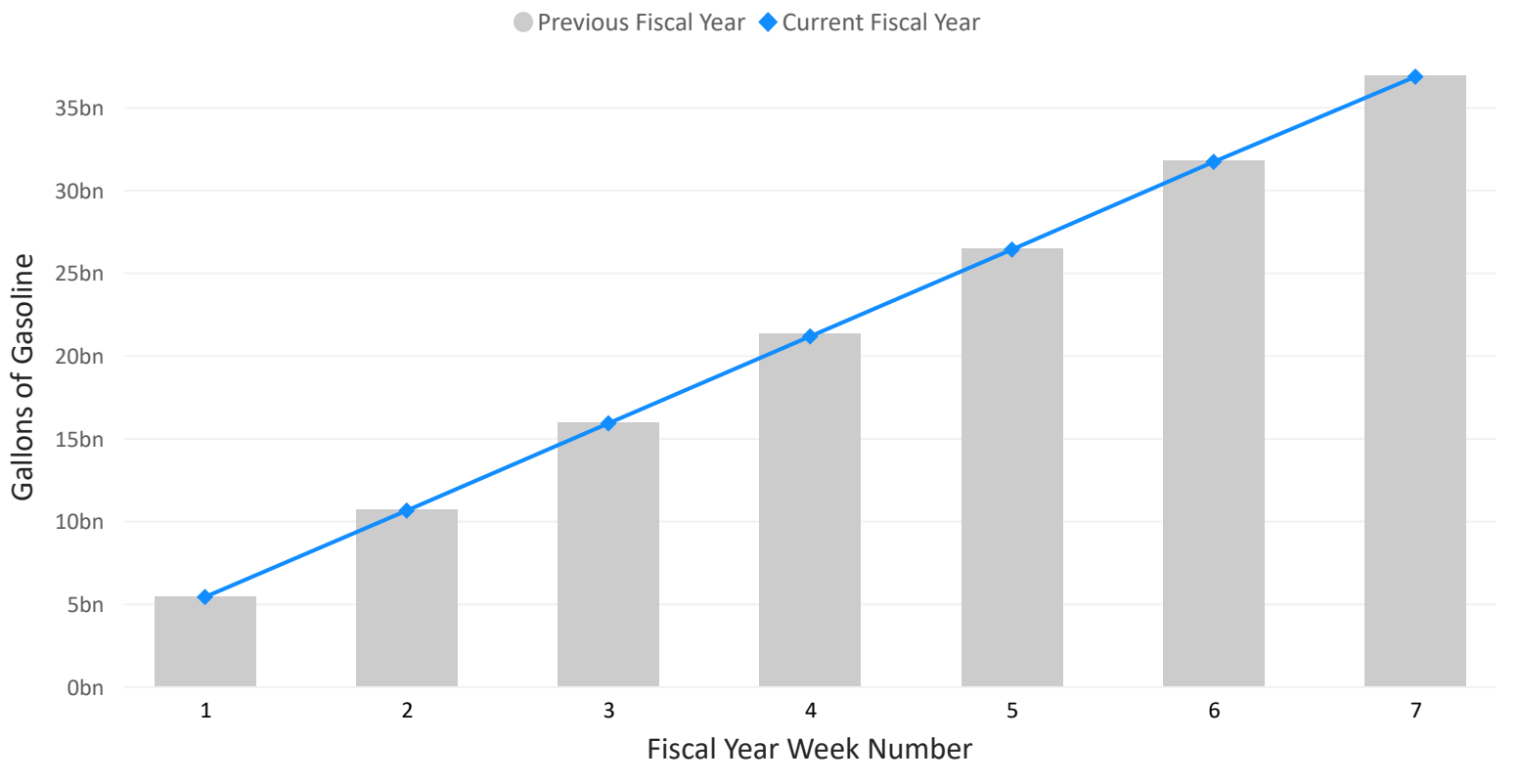
Gasoline product supplied totaled 2.72 billion gallons in week 7. This is a decrease of -0.19% from the previous week.

Weekly Gasoline Product Supplied



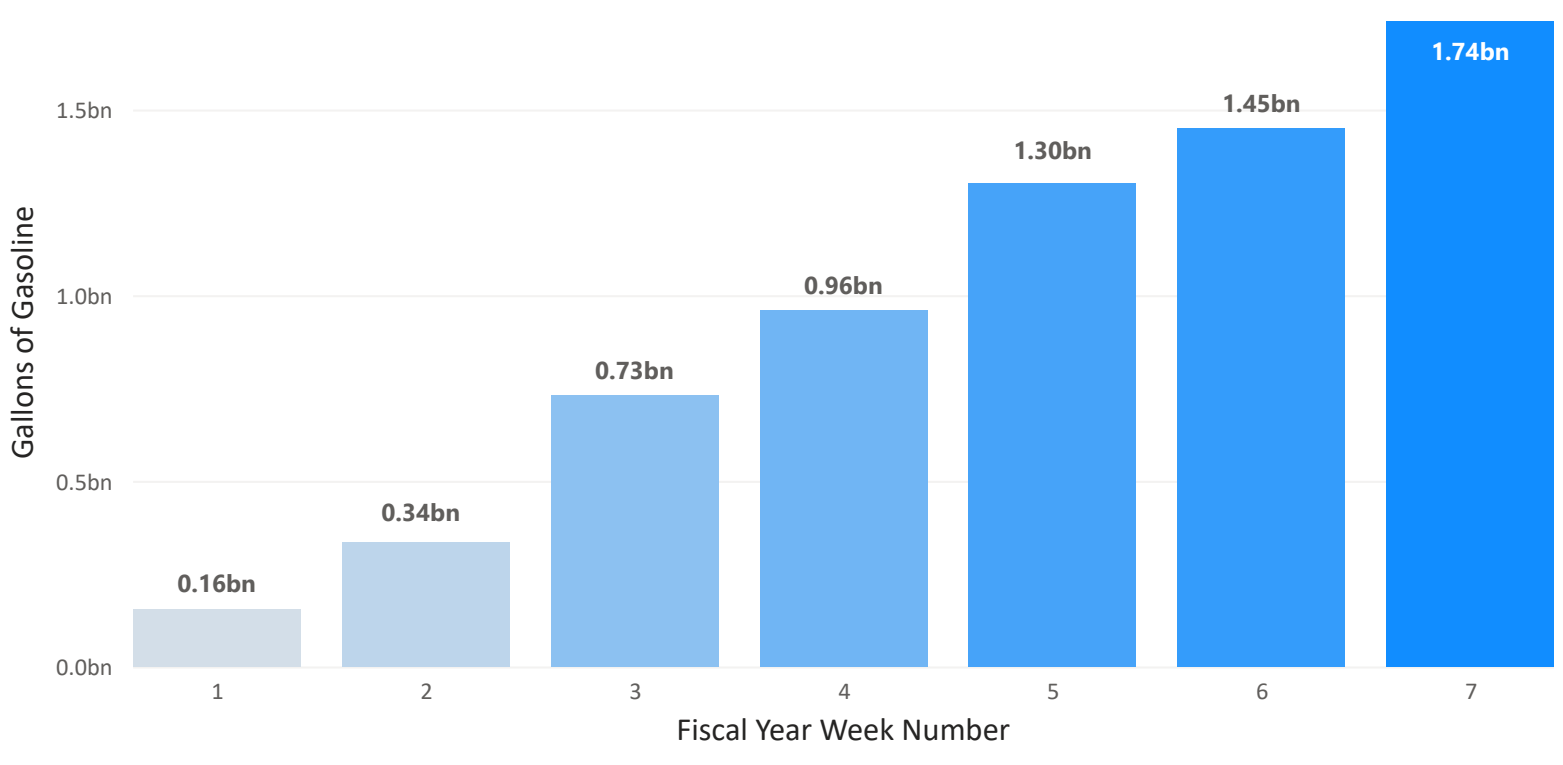
Gasoline product supplied compared to the same week last year increased by 11.9% and increased by 0.53% for the same week two years ago.

Weekly Cumulative Gallons of Gasoline Product Supplied



By this week in 2022 1.74 billion more gallons of gasoline have been supplied than by the same week in 2021.

Cumulative Difference in Gallons of Gasoline Product Supplied in the US by Week (2022 - 2021)



Weekly Gasoline Product Supplied Table

Fiscal Week	Current Year Production	Previous Year Production	Difference From Same Week Last Year	Current Year Cumulative Production	Cumulative Difference
1	2,771,538,000	2,615,424,000	156,114,000	2,771,538,000	156,114,000
2	2,700,684,000	2,521,344,000	179,340,000	5,472,222,000	335,454,000
3	2,832,396,000	2,436,966,000	395,430,000	8,304,618,000	730,884,000
4	2,740,962,000	2,512,230,000	228,732,000	11,045,580,000	959,616,000
5	2,794,176,000	2,450,784,000	343,392,000	13,839,756,000	1,303,008,000
6	2,722,146,000	2,576,028,000	146,118,000	16,561,902,000	1,449,126,000
7	2,716,854,000	2,427,852,000	289,002,000	19,278,756,000	1,738,128,000
<b>Total</b>	<b>19,278,756,000</b>	<b>17,540,628,000</b>	<b>1,738,128,000</b>	<b>19,278,756,000</b>	<b>1,738,128,000</b>

Source: Derived from U.S. Product Supplied of Finished Motor Gasoline, Weekly, U.S. Energy Information Administration, published 11/17/2021

Please direct questions to: [PolicyInfoFeedback@dot.gov](mailto:PolicyInfoFeedback@dot.gov)