

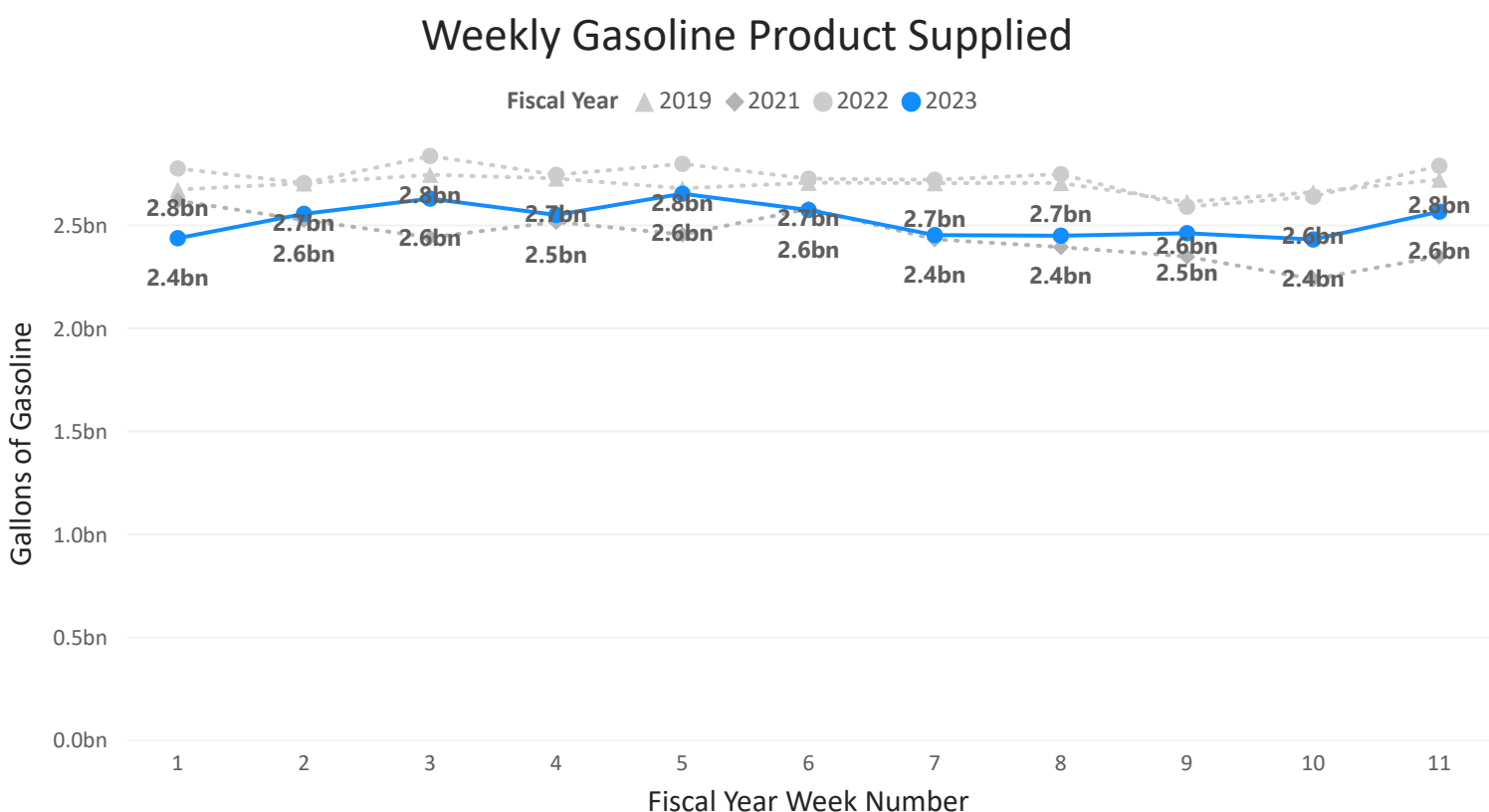
Special Issue

Weekly Motor Fuel Report

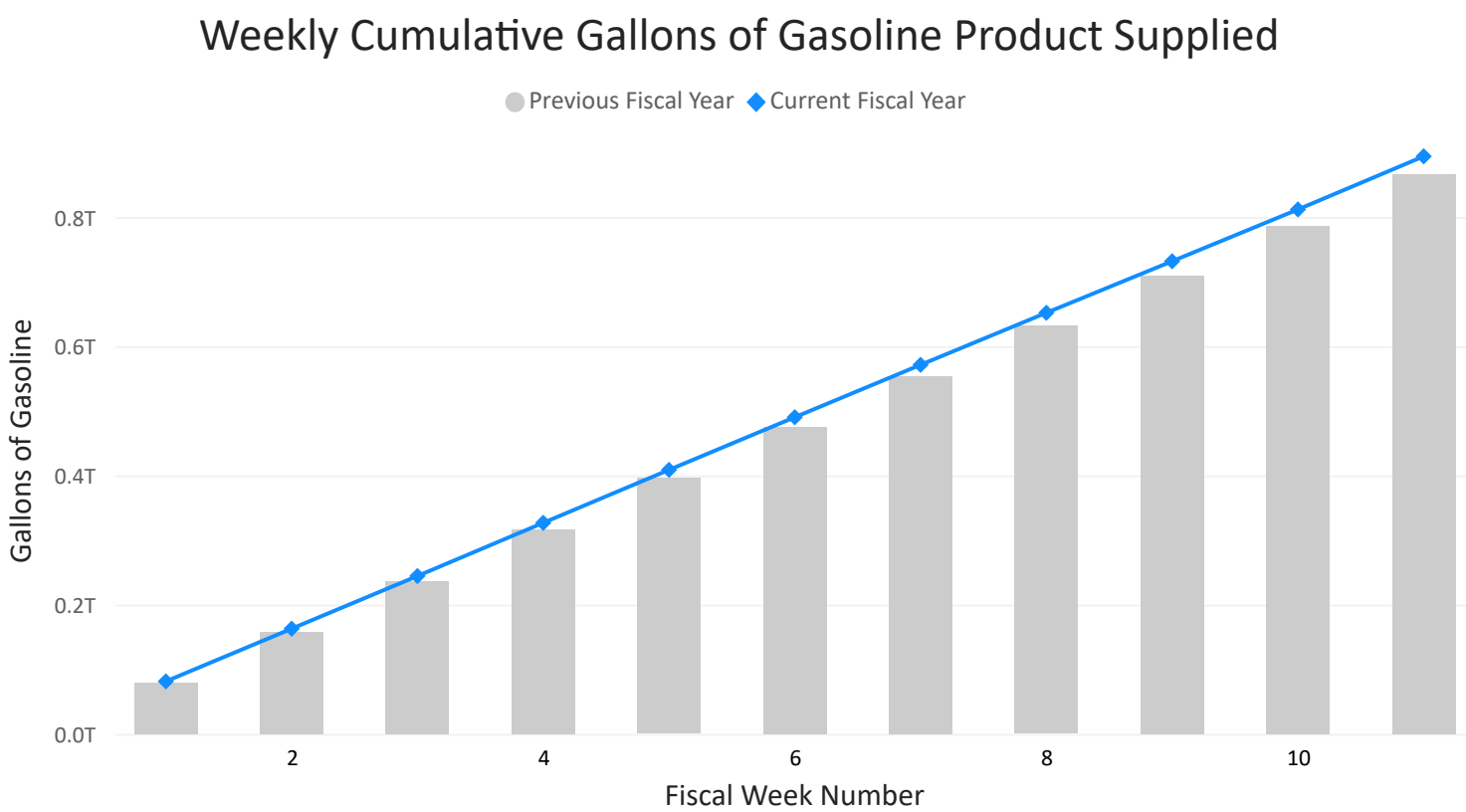
Office of Highway
Policy Information

Gasoline Product Supplied for Fiscal Year Week No. 11
Data complete through 12/16/2022
Excludes Diesel and Alternative Fuels

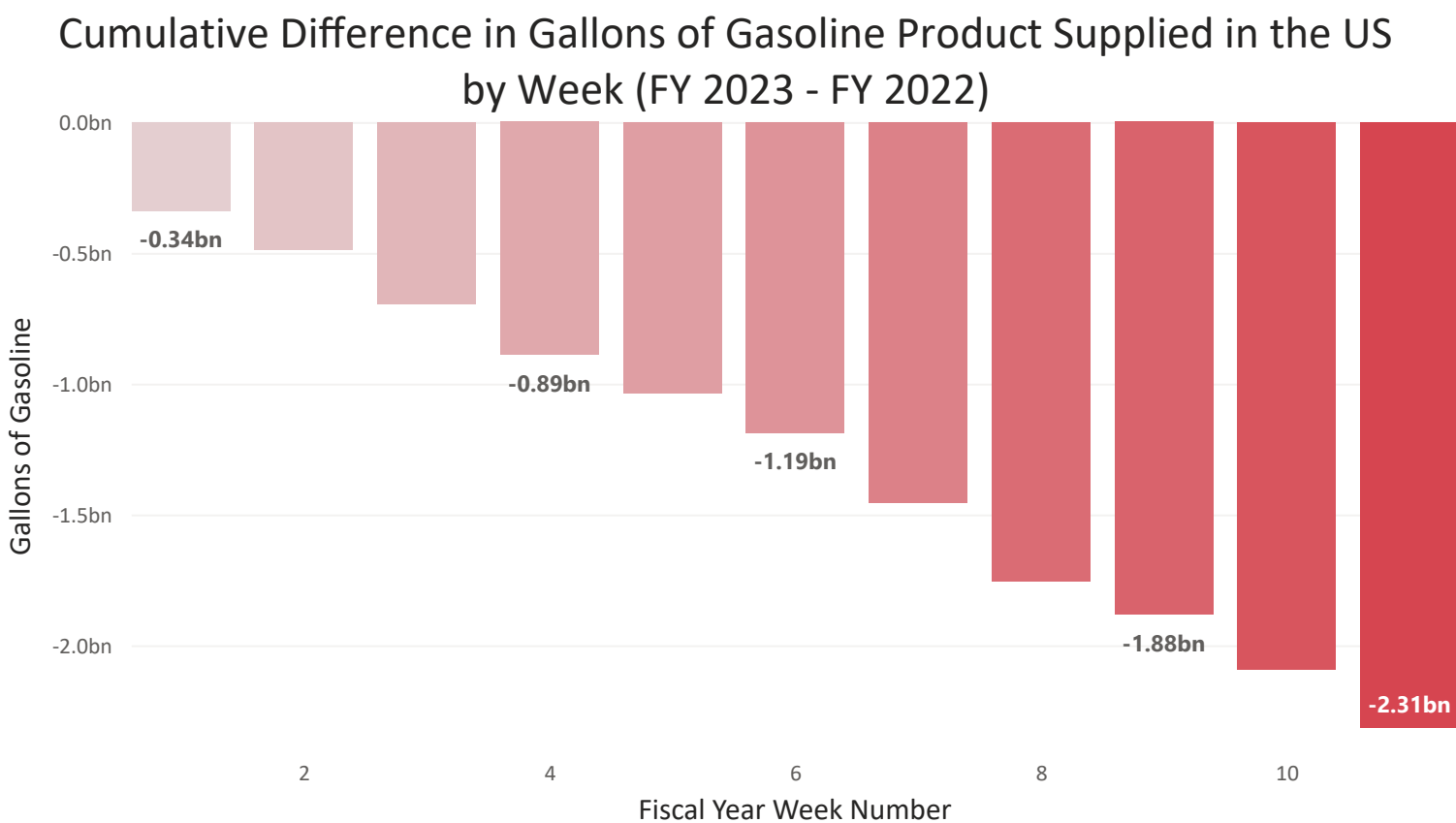
Gasoline product supplied totaled 2.56 billion gallons in week 11. This is an increase of 5.56% from the previous week.



Gasoline product supplied compared to the same week in FY 2022 decreased by -8%, increased by 9.27% for the same week in FY 2021, and decreased by -5.72% for the same week in FY 2019



By this week in FY 2023 2.31 billion less gallons of gasoline have been supplied than by the same week in FY 2022.



Weekly Gasoline Product Supplied Table					
Fiscal Week Number	Current Year Production	Previous Year Production	Difference From Same Week Last Year	Current Year Cumulative Production	Cumulative Difference
1	2,433,144,000	2,771,538,000	-338,394,000	2,433,144,000	-338,394,000
2	2,551,332,000	2,700,684,000	-149,352,000	4,984,476,000	-487,746,000
3	2,625,420,000	2,832,396,000	-206,976,000	7,609,896,000	-694,722,000
4	2,546,040,000	2,740,962,000	-194,922,000	10,155,936,000	-889,644,000
5	2,649,234,000	2,794,176,000	-144,942,000	12,805,170,000	-1,034,586,000
6	2,570,148,000	2,722,146,000	-151,998,000	15,375,318,000	-1,186,584,000
7	2,448,138,000	2,716,854,000	-268,716,000	17,823,456,000	-1,455,300,000
8	2,445,198,000	2,744,196,000	-298,998,000	20,268,654,000	-1,754,298,000
9	2,457,252,000	2,586,024,000	-128,772,000	22,725,906,000	-1,883,070,000
10	2,426,970,000	2,635,122,000	-208,152,000	25,152,876,000	-2,091,222,000
11	2,561,916,000	2,784,768,000	-222,852,000	27,714,792,000	-2,314,074,000
Total	27,714,792,000	30,028,866,000	-2,314,074,000	27,714,792,000	-2,314,074,000

Source: Derived from U.S. Product Supplied of Finished Motor Gasoline, Weekly, U.S. Energy Information Administration, published 12/21/2022

Please direct questions to: PolicyInfoFeedback@dot.gov