

Special Issue

Weekly Motor Fuel Report

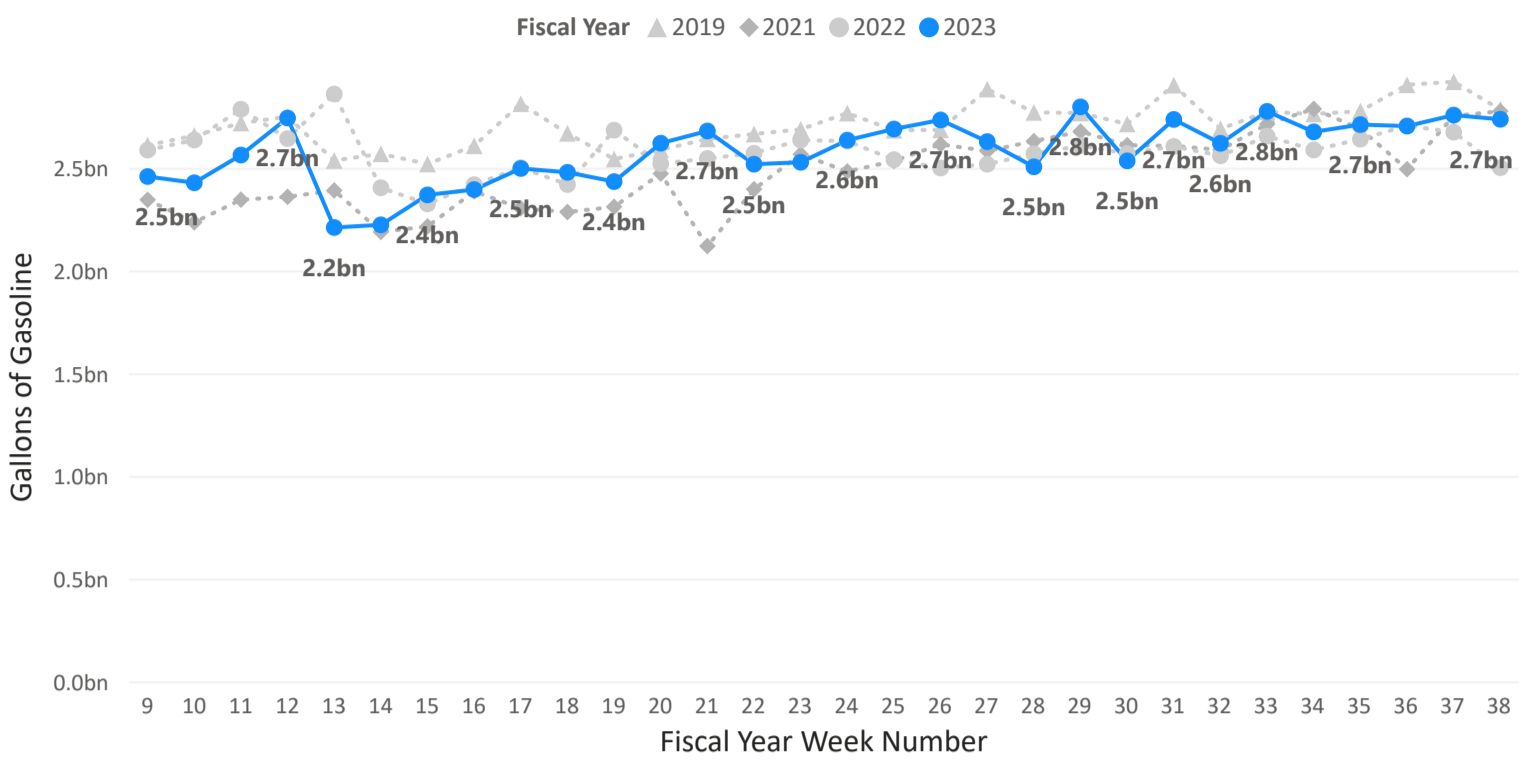
Office of Highway
Policy Information

Gasoline Product Supplied for Fiscal Year Week No. 38

Data complete through 6/23/2023
Excludes Diesel and Alternative Fuels

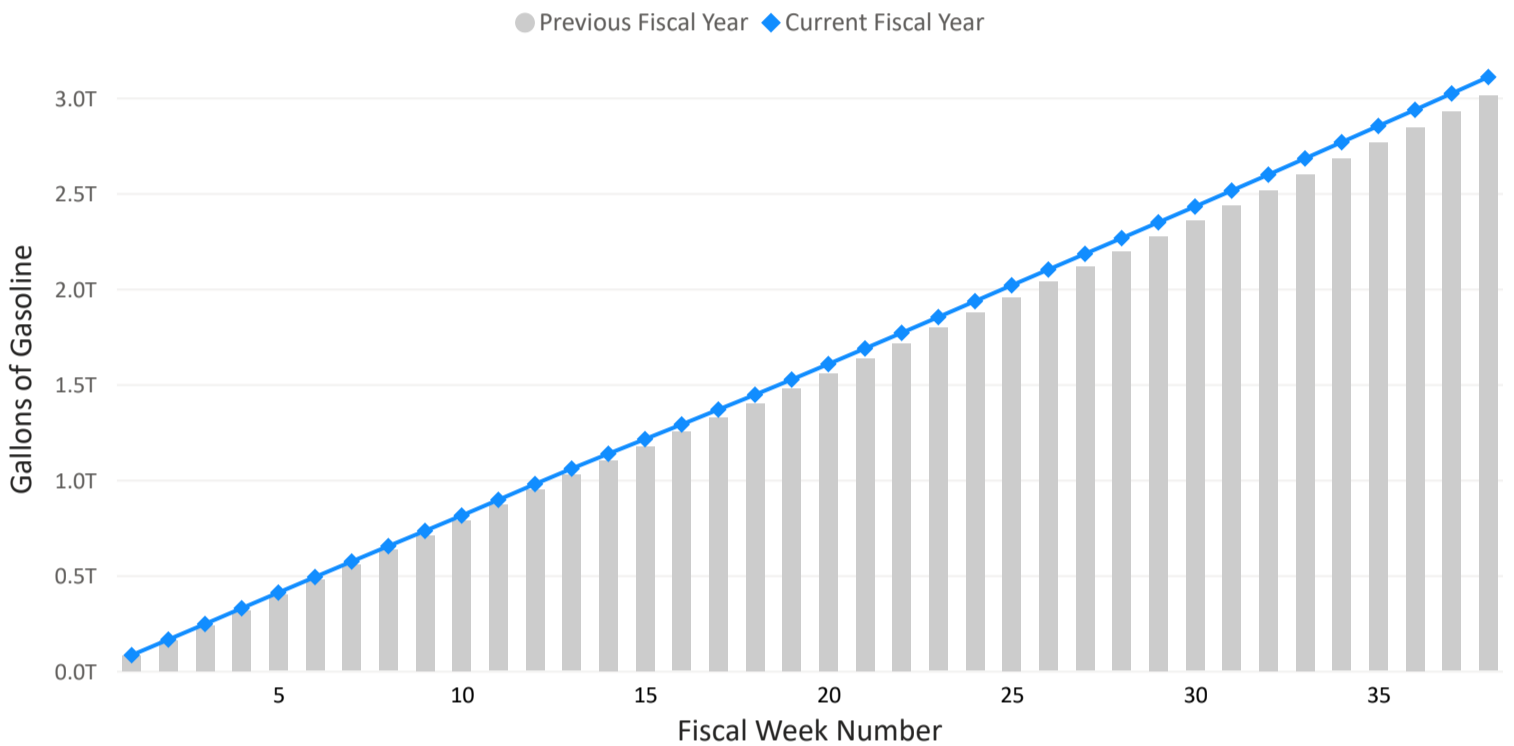
Gasoline product supplied totaled 2.74 billion gallons in week 38. This is a decrease of -0.74% from the previous week.

Weekly Gasoline Product Supplied



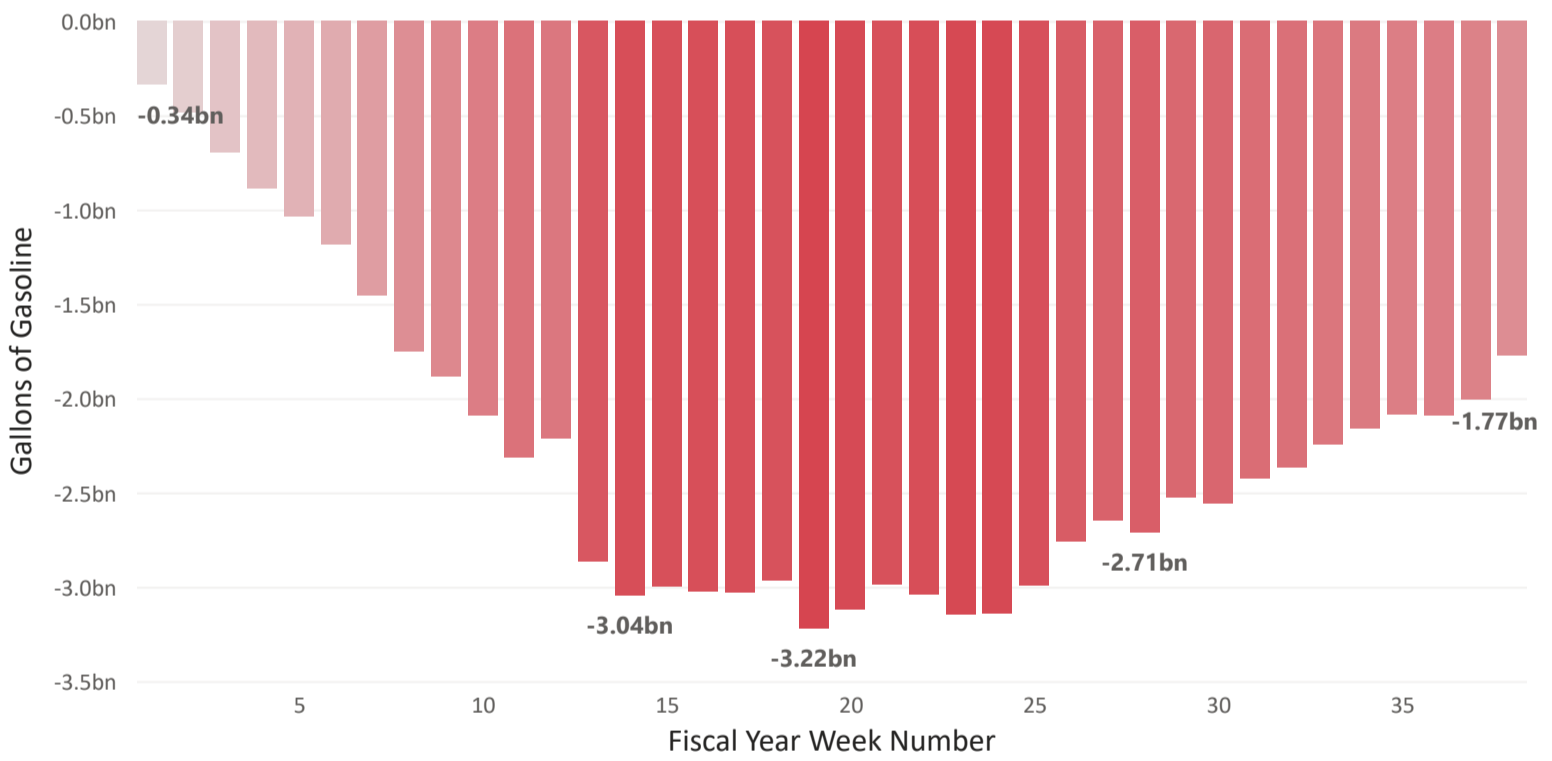
Gasoline product supplied compared to the same week in FY 2022 increased by 9.42%, decreased by -1.42% for the same week in FY 2021, and decreased by -1.69% for the same week in FY 2019

Weekly Cumulative Gallons of Gasoline Product Supplied



By this week in FY 2023 1.77 billion less gallons of gasoline have been supplied than by the same week in FY 2022.

Cumulative Difference in Gallons of Gasoline Product Supplied in the US by Week (FY 2023 - FY 2022)



Weekly Gasoline Product Supplied Table

Fiscal Week Number	Current Year Production	Previous Year Production	Difference From Same Week Last Year	Current Year Cumulative Production	Cumulative Difference
1	2,433,144,000	2,771,538,000	-338,394,000	2,433,144,000	-338,394,000
2	2,551,332,000	2,700,684,000	-149,352,000	4,984,476,000	-487,746,000
3	2,625,420,000	2,832,396,000	-206,976,000	7,609,896,000	-694,722,000
4	2,546,040,000	2,740,962,000	-194,922,000	10,155,936,000	-889,644,000
5	2,649,234,000	2,794,176,000	-144,942,000	12,805,170,000	-1,034,586,000
6	2,570,148,000	2,722,146,000	-151,998,000	15,375,318,000	-1,186,584,000
7	2,448,138,000	2,716,854,000	-268,716,000	17,823,456,000	-1,455,300,000
8	2,445,198,000	2,744,196,000	-298,998,000	20,268,654,000	-1,754,298,000
9	2,457,252,000	2,586,024,000	-128,772,000	22,725,906,000	-1,883,070,000
10	2,426,970,000	2,635,122,000	-208,152,000	25,152,876,000	-2,091,222,000
11	2,561,916,000	2,784,768,000	-222,852,000	27,714,792,000	-2,314,074,000
12	2,742,138,000	2,641,884,000	100,254,000	30,456,930,000	-2,213,820,000
13	2,209,116,000	2,858,856,000	-649,740,000	32,666,046,000	-2,863,560,000
14	2,222,052,000	2,402,568,000	-180,516,000	34,888,098,000	-3,044,076,000
15	2,367,876,000	2,324,364,000	43,512,000	37,255,974,000	-3,000,564,000
16	2,393,748,000	2,417,856,000	-24,108,000	39,649,722,000	-3,024,672,000
17	2,496,354,000	2,500,470,000	-4,116,000	42,146,076,000	-3,028,788,000
18	2,477,832,000	2,418,444,000	59,388,000	44,623,908,000	-2,969,400,000
19	2,432,556,000	2,683,044,000	-250,488,000	47,056,464,000	-3,219,888,000
20	2,619,540,000	2,519,580,000	99,960,000	49,676,004,000	-3,119,928,000
21	2,678,928,000	2,545,158,000	133,770,000	52,354,932,000	-2,986,158,000
22	2,517,228,000	2,570,442,000	-53,214,000	54,872,160,000	-3,039,372,000
23	2,526,636,000	2,634,828,000	-108,192,000	57,398,796,000	-3,147,564,000
24	2,634,240,000	2,629,536,000	4,704,000	60,033,036,000	-3,142,860,000
25	2,688,630,000	2,539,278,000	149,352,000	62,721,666,000	-2,993,508,000
26	2,732,730,000	2,498,706,000	234,024,000	65,454,396,000	-2,759,484,000
27	2,627,184,000	2,517,228,000	109,956,000	68,081,580,000	-2,649,528,000
28	2,504,586,000	2,568,384,000	-63,798,000	70,586,166,000	-2,713,326,000
29	2,796,234,000	2,607,192,000	189,042,000	73,382,400,000	-2,524,284,000
30	2,533,692,000	2,569,266,000	-35,574,000	75,916,092,000	-2,559,858,000
31	2,735,082,000	2,603,664,000	131,418,000	78,651,174,000	-2,428,440,000
32	2,618,952,000	2,558,388,000	60,564,000	81,270,126,000	-2,367,876,000
33	2,774,478,000	2,653,938,000	120,540,000	84,044,604,000	-2,247,336,000
34	2,674,812,000	2,586,612,000	88,200,000	86,719,416,000	-2,159,136,000
35	2,710,092,000	2,639,238,000	70,854,000	89,429,508,000	-2,088,282,000
36	2,702,742,000	2,704,506,000	-1,764,000	92,132,250,000	-2,090,046,000
37	2,756,250,000	2,673,342,000	82,908,000	94,888,500,000	-2,007,138,000
38	2,735,964,000	2,500,470,000	235,494,000	97,624,464,000	-1,771,644,000
Total	97,624,464,000	99,396,108,000	-1,771,644,000	97,624,464,000	-1,771,644,000

Source: Derived from U.S. Product Supplied of Finished Motor Gasoline, Weekly, U.S. Energy Information Administration, published 6/28/2023

Please direct questions to: PolicyInfoFeedback@dot.gov