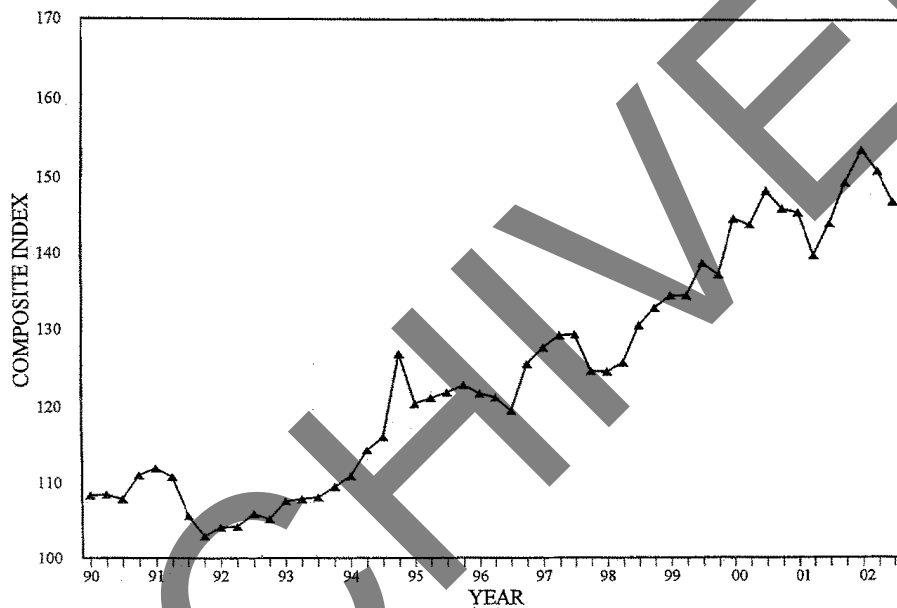


PRICE TRENDS for FEDERAL-AID HIGHWAY CONSTRUCTION

1987 BASE

FOURTH QUARTER 2002

THREE-QUARTER MOVING INDEX PRICE TREND
1987 BASE



The three-quarter moving composite price index is the weighted average of the indices for three consecutive quarters.

The Composite Bid Price Index is composed of six indicator items: common excavation, to indicate the price trend for all roadway excavation; portland cement concrete pavement and bituminous concrete pavement, to indicate the price trend for all surfacing types; and reinforcing steel, structural steel, and structural concrete, to indicate the price trend for structures. Descriptions of the six indicator items can be found in Federal-aid Policy Guide G-6011-10.

Development of the index is discussed in some detail in PUBLIC ROADS magazines, volume 31, No. 10, October 1961; volume 36, No. 4, October 1970; and volume 45, No. 1, June 1981.

Average contract prices shown herein are based on actual bids and include costs of materials, labor, equipment, overhead and profit.

Disclaimer: The base for each State index is its own particular "market basket" of quantities and costs during the base period. The composite index for each State measures the change in that State's index since base year 1987. (in 1987 each State's index equaled 100). **These indices are not to be used for State comparisons.**

Office of Infrastructure
Office of Program Administration
(202) 366-4636
Publication Number
FHWA-IF-03-016

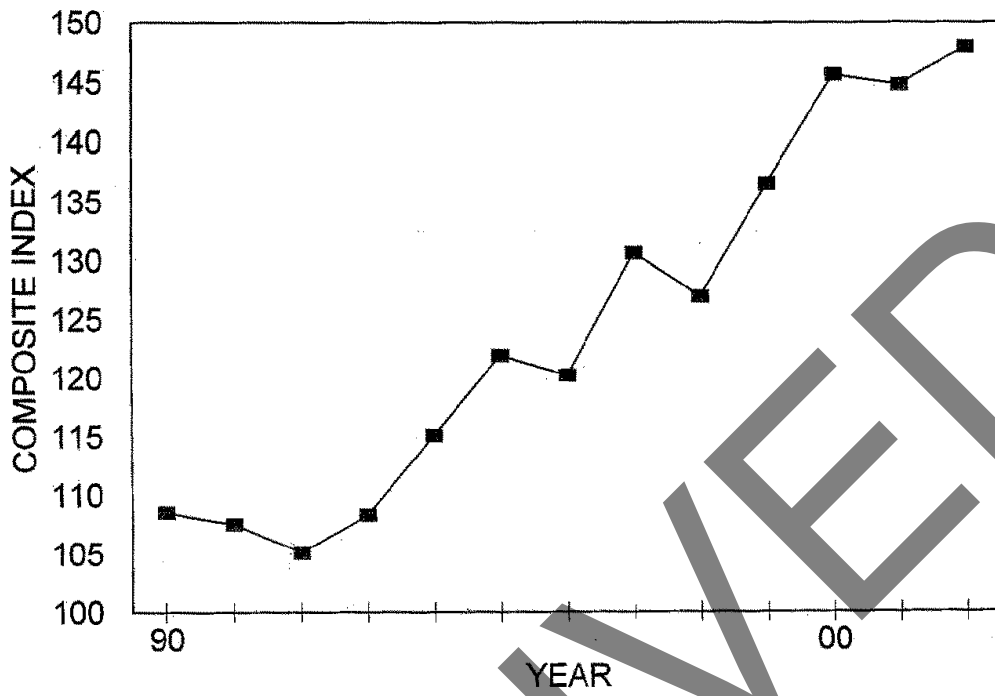
PRICE TRENDS FOR FEDERAL-AID HIGHWAY CONSTRUCTION

1987 Base

Year	Common excavation		Surfacing					Structures							Composite index
	Average contract price (cu. yd.)	Index	Portland cement concrete ²		Bituminous concrete		Surfacing index	Reinforcing steel		Structural steel		Structural concrete		Structures index	
			Average contract price (sq. yd.)	Index	Average contract price (ton)	Index		Average contract price (lb.)	Index	Average contract price (lb.)	Index	Average contract price (cu. yd.)	Index		
1972	.72	29.7	6.42	43.6	9.23	37.5	39.5	.181	41.1	.342	38.6	100.17	41.6	40.7	38.6
1973	.80	33.0	7.00	47.5	10.02	40.7	42.9	.207	47.0	.372	42.0	111.81	46.4	45.4	42.5
1974	1.00	41.2	8.88	60.3	14.74	59.8	60.0	.339	76.9	.551	62.3	136.80	56.8	61.7	57.9
1975	1.03	42.5	8.88	60.3	15.13	61.4	61.0	.297	67.4	.554	62.6	138.76	57.6	60.6	58.1
1976	1.03	42.5	8.92	60.6	14.83	60.2	60.3	.258	58.5	.484	54.7	139.59	58.0	57.2	56.3
1977	1.16	47.8	9.95	67.5	15.47	62.8	64.3	.272	61.7	.520	58.8	143.51	59.6	59.7	59.8
1978	1.54	63.5	11.90	80.8	17.16	69.6	73.3	.316	71.7	.603	68.1	172.41	71.6	70.7	70.7
1979	1.62	66.8	14.02	95.2	21.21	86.1	89.0	.421	95.5	.759	85.8	211.33	87.8	88.6	85.5
1980	1.83	75.5	14.92	101.3	25.29	102.6	102.2	.483	109.6	.941	106.3	226.68	94.1	100.0	97.2
1981	1.76	72.6	14.17	96.2	25.63	104.0	101.4	.438	99.4	.790	89.3	231.64	96.2	94.9	94.2
1982	1.59	65.6	13.03	88.5	24.33	98.7	95.3	.407	92.4	.762	86.1	219.63	91.2	90.0	88.5
1983	1.74	71.8	12.69	86.1	24.27	98.5	94.4	.398	90.3	.708	80.0	213.85	88.8	86.7	87.6
1984	1.90	78.4	13.64	92.6	26.52	107.6	102.7	.409	92.8	.709	80.1	218.02	90.5	88.2	92.6
1985	2.24	92.4	14.31	97.1	28.52	115.7	109.6	.444	100.7	.796	89.9	243.60	101.2	98.1	102.0
1986	2.28	94.0	15.63	106.1	26.48	107.4	107.0	.442	100.3	.850	96.0	236.37	98.2	98.0	101.1
1987	2.42	100.0	14.80	100.0	24.65	100.0	100.0	.441	100.0	.885	100.0	240.81	100.0	100.0	100.0
1988	2.72	112.2	14.33	97.3	24.91	101.1	99.8	.494	112.1	.924	104.4	274.12	113.8	111.0	106.6
1989	2.40	99.0	15.17	103.0	24.08	97.7	99.4	.556	126.2	1.018	115.0	283.40	117.7	118.4	107.7
1990	2.38	98.1	15.91	108.0	24.52	99.5	102.3	.529	120.0	1.010	114.1	286.18	118.8	117.8	108.5
1991	2.32	95.5	16.58	112.5	25.52	103.6	106.5	.505	114.6	1.030	116.4	264.98	110.0	112.5	107.5
1992	2.20	90.8	17.80	120.8	24.66	100.1	106.9	.520	117.9	.916	103.5	259.61	107.8	108.4	105.1
1993	2.50	103.2	18.81	127.7	26.26	106.6	113.5	.467	106.0	.861	97.3	261.89	108.7	105.3	108.3
1994	2.75	113.2	20.88	141.7	27.80	112.8	122.3	.515	116.8	.847	95.7	271.94	112.9	109.0	115.1
1995	2.73	112.8	22.07	149.8	28.87	117.1	127.9	.542	122.9	.922	104.2	302.66	125.7	119.5	121.9
1996	2.92	120.6	19.64	133.3	27.50	111.6	118.7	.581	121.5	1.068	120.7	293.85	122.0	121.6	120.2
1997	2.85	117.6	23.75	161.2	23.39	119.2	133.0	.567	128.7	1.186	134.0	320.90	133.2	132.7	130.6
1998	3.01	124.3	23.65	160.5	25.00	101.4	120.8	.544	123.4	1.111	125.5	337.25	140.0	133.4	126.9
1999:															
First quarter	2.75	113.5	22.09	149.9	29.74	120.7	130.3	.543	123.2	1.231	139.1	337.56	140.2	136.9	130.7
Second quarter	3.24	133.5	29.06	197.3	32.70	132.6	153.9	.548	124.3	1.207	136.3	339.87	141.1	136.9	143.4
Third quarter	3.23	133.4	18.72	127.1	33.53	136.0	133.1	.568	128.8	1.115	125.9	319.34	132.6	130.2	131.8
Fourth quarter	2.65	109.3	28.04	190.3	33.00	133.9	152.4	.560	127.2	1.304	147.3	373.81	155.2	148.2	144.1
Annual	2.93	120.9	23.49	159.5	32.28	130.9	140.3	.554	125.7	1.224	138.3	342.24	142.1	138.3	136.5
2000:															
First quarter	2.71	111.8	25.17	170.9	32.65	132.5	145.1	.590	133.9	1.079	121.9	364.40	151.3	140.6	138.1
Second quarter	3.48	143.6	25.07	170.2	36.72	148.9	155.9	.662	150.2	1.432	161.9	396.92	164.8	161.5	156.6
Third quarter	2.94	121.2	24.65	167.4	34.55	140.2	149.1	.371	84.2	1.343	151.7	335.58	139.3	133.2	137.9
Fourth quarter	3.01	124.1	26.51	179.9	36.54	148.2	158.6	.589	133.6	1.427	161.3	362.70	150.6	150.5	149.9
Annual	3.01	124.1	25.30	171.7	35.15	142.6	152.2	.549	124.6	1.351	152.6	363.66	151.0	146.9	145.6
2001:															
First quarter	3.91	161.3	29.93	203.2	35.31	143.2	162.9	.576	130.7	1.461	165.1	302.70	125.7	136.9	151.2
Second quarter	3.29	135.8	21.42	145.4	34.42	139.6	141.5	.550	124.7	1.057	119.4	337.67	140.2	132.1	136.5
Third quarter	2.50	103.2	27.60	187.4	35.57	144.3	158.4	.545	123.7	1.176	132.8	343.27	142.5	136.8	140.6
Fourth quarter	3.27	135.1	29.09	197.5	35.87	145.5	162.6	.726	164.6	1.166	131.8	392.65	163.0	155.1	155.1
Annual	3.05	125.9	28.21	191.5	34.93	141.7	158.1	.601	136.4	1.201	135.8	339.44	140.9	138.8	144.8
2002:															
First quarter	3.05	125.7	24.26	164.7	31.00	125.8	138.5	.618	140.2	1.628	183.9	395.18	164.1	165.2	148.4
Second quarter	2.94	121.3	32.31	219.3	35.52	144.1	168.8	.631	143.2	1.427	161.2	393.88	163.6	159.5	157.5
Third quarter	3.05	125.6	23.66	160.6	36.16	146.7	151.3	.583	132.3	1.433	161.9	377.90	156.9	154.0	148.6
Fourth quarter	2.67	109.9	28.31	192.2	33.33	135.2	153.9	.620	140.8	.972	109.8	336.13	139.6	131.9	137.6
Annual	2.94	121.2	25.86	175.5	34.14	138.5	150.7	.610	138.4	1.436	162.2	374.96	155.7	154.5	147.9

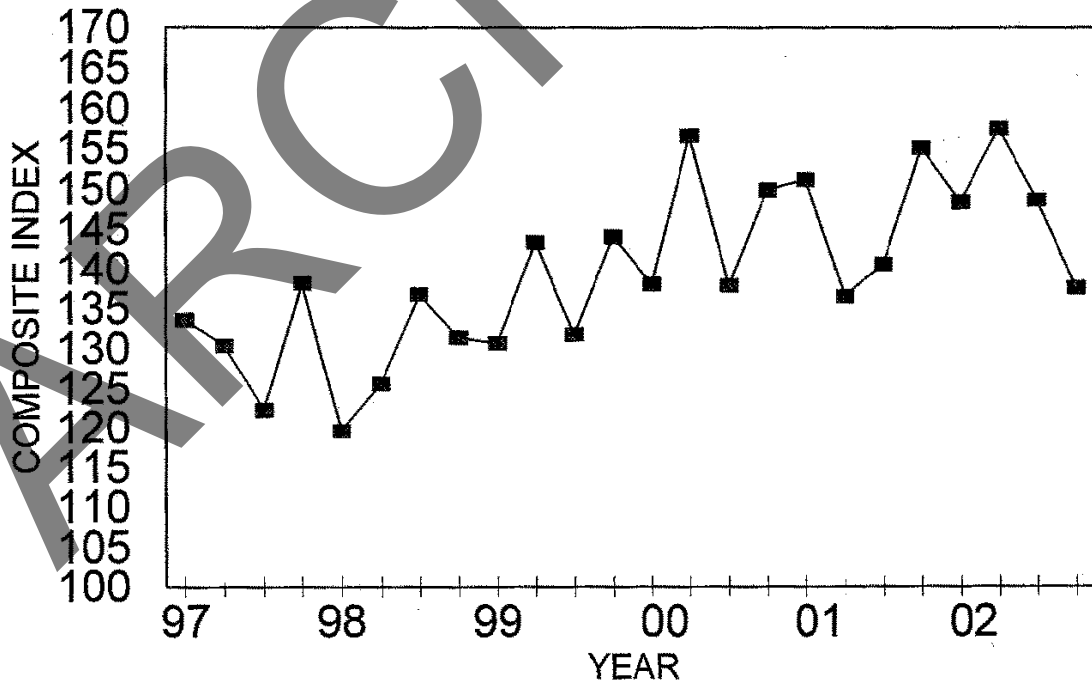
ANNUAL PRICE TRENDS

1987 BASE



QUARTERLY PRICE TRENDS

1987 BASE



PRICE TRENDS FOR FEDERAL-AID HIGHWAY

1987 Base ¹

Year	Common excavation				Portland cement concrete surface ²				Bituminous concrete surface				Surfacing	
	Average contract price (cu. yd.)		Index		Average contract price (sq. yd.)		Index		Average contract price (ton)		Index		Index	
	Rural	Urban	Rural	Urban	Rural	Urban	Rural	Urban	Rural	Urban	Rural	Urban	Rural	Urban
(1)	(2)	(3)	(4)	(5)	(6)	(7)	(8)	(9)	(10)	(11)	(12)	(13)	(14)	(15)
1972 ²65	1.01	26.8	41.7	5.96	7.39	40.5	50.2	8.63	10.84	35.0	44.0	36.8	46.0
197372	1.07	29.7	44.1	6.42	8.01	43.6	54.4	9.25	11.70	37.5	47.5	39.5	49.7
197487	1.35	35.9	55.7	8.08	10.55	54.9	71.6	13.53	17.43	54.9	70.7	54.9	71.0
197591	1.51	37.5	62.3	8.16	10.39	55.4	70.5	14.47	17.03	58.7	69.1	57.6	69.6
197693	1.40	38.4	57.7	8.18	10.31	55.5	70.0	14.04	16.85	57.0	68.4	56.5	68.9
1977	1.09	1.46	45.0	60.2	8.83	11.52	59.9	78.2	14.84	17.71	60.2	71.9	60.1	73.9
1978	1.42	1.83	58.6	75.5	10.06	13.78	68.3	93.5	16.47	18.74	66.8	76.0	67.3	81.8
1979	1.45	2.15	59.8	88.7	12.33	16.59	83.7	112.6	20.15	24.37	81.8	98.9	82.4	103.4
1980	1.67	2.25	68.9	92.8	13.89	16.57	94.3	112.5	24.26	27.97	98.4	113.5	97.1	113.2
1981	1.55	2.27	63.9	93.6	13.02	15.32	88.4	104.0	24.63	26.68	99.9	108.2	96.1	106.9
1982	1.48	1.74	61.0	71.8	11.86	14.27	80.5	96.9	23.46	26.41	95.2	107.2	90.4	103.8
1983	1.59	2.10	65.6	86.6	11.83	14.58	80.3	99.0	23.46	26.72	95.2	108.4	90.3	105.3
1984	1.66	2.50	68.5	103.1	12.55	15.77	85.2	107.1	25.58	28.84	103.8	117.0	97.7	113.7
1985	1.85	3.20	76.3	132.0	13.29	15.67	90.2	106.4	27.51	30.89	111.6	125.3	104.6	119.1
1986	1.88	2.95	77.5	121.7	13.63	17.86	92.5	124.2	24.69	30.21	100.2	122.6	97.7	122.1
1987	1.91	3.37	78.8	139.0	13.37	17.06	90.8	115.8	23.39	27.81	94.9	112.8	93.5	113.8
1988	2.00	3.72	82.5	153.4	13.39	15.62	90.9	106.0	23.58	28.14	95.7	114.2	94.1	111.5
1989	2.01	3.20	82.9	132.0	13.56	16.67	92.0	113.2	22.17	28.66	89.9	116.3	90.6	115.3
1990	1.98	3.27	81.6	134.9	14.50	17.43	98.5	118.3	23.20	27.84	94.1	113.0	95.5	114.7
1991	1.98	2.89	81.6	119.2	16.02	17.08	108.8	115.9	24.51	27.63	99.4	112.1	102.5	113.4
1992	1.88	2.91	77.7	120.2	15.97	19.99	108.4	135.7	23.97	26.38	97.3	107.0	100.9	116.4
1993	2.16	3.57	89.2	147.3	18.41	19.50	124.9	132.3	25.86	27.20	104.9	110.4	111.5	117.6
1994	2.20	3.58	90.6	147.8	19.45	22.00	132.0	149.3	26.26	30.89	106.5	125.3	114.9	133.2
1995	2.36	3.94	97.3	162.5	20.63	23.52	140.0	159.6	26.96	32.04	109.4	130.0	119.4	139.7
1996	2.67	3.68	110.3	151.9	19.49	19.76	132.3	134.1	27.31	27.84	110.8	112.9	117.8	119.9
1997	2.47	3.96	102.1	163.4	21.50	27.14	145.9	184.2	27.71	33.48	112.4	135.8	123.4	151.7
1998	2.63	4.51	108.4	186.1	23.14	24.34	157.1	165.2	23.86	28.09	96.8	113.9	116.6	130.8
1999:														
First quarter	2.22	5.19	91.7	214.0	21.90	22.36	148.6	151.8	29.06	32.47	117.9	131.7	128.0	138.3
Second quarter	2.64	5.49	108.9	226.4	25.94	36.16	176.1	245.5	31.75	35.31	128.8	143.2	144.3	176.8
Third quarter	3.17	3.39	130.6	139.8	20.79	16.00	141.1	108.6	32.65	35.91	132.5	145.7	135.3	133.5
Fourth quarter	2.25	4.00	92.7	164.9	29.34	26.36	199.2	178.9	32.29	34.73	131.0	140.9	153.4	153.4
Annual	2.51	4.35	103.7	179.3	23.79	23.05	161.5	156.5	31.44	34.71	127.6	140.8	138.7	145.9
2000:														
First quarter	2.32	4.72	95.7	194.9	24.00	28.81	162.9	195.6	31.85	35.35	129.2	143.4	140.3	160.5
Second quarter	2.96	6.71	122.2	276.9	25.40	24.36	172.4	165.4	36.00	38.96	146.0	158.1	154.7	160.5
Third quarter	2.58	3.71	106.5	152.8	23.71	27.72	160.9	188.2	33.70	37.03	136.7	150.3	144.7	162.7
Fourth quarter	2.88	4.20	118.7	173.2	25.39	29.79	173.4	202.2	35.32	40.60	143.3	164.7	152.8	177.0
Annual	2.67	4.52	110.2	186.2	24.54	27.55	166.6	187.0	34.33	37.82	139.3	153.4	148.2	164.5
2001:														
First quarter	3.46	5.28	142.7	217.7	29.22	31.47	198.3	213.6	33.71	40.10	136.7	162.7	156.9	179.4
Second quarter	2.61	5.19	107.5	213.9	16.97	25.39	115.2	172.4	32.40	39.64	131.4	160.8	126.1	164.6
Third quarter	2.12	3.81	87.5	157.0	23.70	35.50	160.9	241.0	35.17	36.72	142.7	148.9	148.6	179.2
Fourth quarter	2.87	5.53	118.3	228.2	28.80	29.52	195.5	200.4	34.13	40.41	138.5	163.9	157.2	175.9
Annual	2.62	4.93	107.9	203.5	25.59	32.60	173.7	221.3	33.51	39.42	135.9	159.9	148.3	180.1
2002:														
First quarter	2.71	4.84	111.8	199.6	21.77	33.50	147.8	227.4	28.54	39.10	115.8	158.6	126.3	181.2
Second quarter	2.47	5.17	101.8	213.1	41.43	30.23	281.2	205.2	34.05	38.92	138.1	157.9	185.1	173.4
Third quarter	2.65	4.02	109.1	165.8	19.67	29.31	133.5	198.9	33.73	36.75	136.9	149.1	135.8	165.5
Fourth quarter	2.08	5.72	85.6	235.8	24.60	40.54	167.0	275.2	31.12	35.64	126.3	144.6	139.7	187.5
Annual	2.49	4.80	102.7	197.9	22.48	31.73	152.6	215.4	31.78	37.43	128.9	151.9	136.7	172.7

¹Base for composite index, 1987, involves 210,078,000 cubic yards of roadway excavation, 30,893,690 square yards of portland cement concrete surfacing with an average thickness of 9 inches, 37,760,443 tons of bituminous concrete surfacing, 577,753,544 pounds of reinforcing steel for structures, 444,924,141 pounds of structural steel and 3,498,333 cubic yards of structural concrete.

²Starting with 1972, prices for portland cement concrete surfacing reflect adjustments to a standard 9" thickness in each State. Prices do not include costs for reinforcing steel and joints.

CONSTRUCTION RURAL AND URBAN

Structural reinforcing steel				Structural steel				Structural concrete				Structures		Composite		
Average contract price (lb.)		Index		Average contract price (lb.)		Index		Average contract price (cu. yd.)		Index		Index		Index		Ratio of urban prices to rural prices
Rural	Urban	Rural	Urban	Rural	Urban	Rural	Urban	Rural	Urban	Rural	Urban	Rural	Urban	Rural	Urban	
(16)	(17)	(18)	(19)	(20)	(21)	(22)	(23)	(24)	(25)	(26)	(27)	(28)	(29)	(30)	(31)	(32)
.178	.182	40.4	41.3	.333	.346	37.6	39.1	100.68	99.66	41.8	41.4	40.5	40.8	36.9	43.0	1.17
.204	.208	46.3	47.2	.391	.355	44.2	40.1	111.48	112.07	46.3	46.5	45.7	45.0	40.8	46.8	1.15
.339	.340	76.9	77.1	.508	.573	57.4	64.7	138.76	135.35	57.6	56.2	60.9	62.0	54.7	64.8	1.18
.287	.307	65.1	65.1	.523	.582	59.1	65.8	135.00	143.27	56.1	59.5	58.4	62.1	54.9	65.2	1.19
.269	.248	61.0	56.3	.478	.488	54.0	55.1	141.20	138.08	58.6	57.3	57.8	56.6	54.4	61.8	1.14
.274	.270	62.2	61.3	.523	.517	59.1	58.4	145.33	141.68	60.3	58.8	60.3	59.1	57.9	65.4	1.13
.323	.309	73.3	70.1	.586	.615	66.2	69.5	173.49	171.30	72.0	71.1	70.7	70.5	67.5	75.9	1.12
.416	.425	94.4	96.4	.768	.753	86.8	85.1	219.07	205.25	91.0	85.2	90.4	87.1	82.5	94.0	1.14
.463	.498	105.1	113.0	.777	1.012	87.8	114.3	241.38	217.76	100.2	90.4	97.8	100.6	93.1	104.6	1.12
.440	.436	99.8	98.9	.773	.800	87.3	90.4	254.71	216.49	105.8	89.9	99.9	91.6	92.9	98.1	1.06
.414	.403	93.9	91.4	.705	.778	79.7	87.9	237.52	210.03	98.6	87.2	92.8	88.1	87.0	92.1	1.06
.391	.402	88.7	91.2	.672	.731	75.9	82.6	217.00	211.84	90.1	88.0	86.1	87.1	84.7	94.5	1.11
.408	.409	92.6	92.8	.667	.724	75.4	81.8	226.17	213.60	93.9	88.7	88.8	87.6	89.4	100.6	1.13
.441	.446	100.1	101.2	.794	.797	89.7	90.1	240.45	245.36	99.8	101.9	97.2	98.6	97.1	112.0	1.15
.448	.440	101.7	99.8	.832	.856	94.0	96.7	260.72	228.50	108.8	94.9	103.4	96.2	97.1	110.7	1.14
.456	.436	103.5	98.9	.848	.900	95.8	101.7	258.21	234.95	107.2	97.6	103.6	98.9	95.7	111.0	1.16
.481	.498	109.1	113.0	.890	.932	100.6	105.3	262.23	278.33	108.9	115.6	106.7	112.4	97.9	118.2	1.21
.495	.576	112.3	130.7	.994	1.026	112.3	115.9	273.78	286.88	113.7	119.1	113.1	120.3	99.4	120.0	1.21
.580	.510	131.6	115.7	.934	1.04	105.6	117.5	297.22	281.33	123.4	116.8	120.1	116.8	104.3	118.7	1.14
.492	.510	111.5	115.7	.939	1.06	106.1	119.8	276.49	259.65	114.8	107.8	111.9	112.3	103.5	113.8	1.10
.482	.530	109.5	120.9	.879	.94	99.3	106.0	281.19	250.79	116.8	104.1	110.9	107.5	101.8	113.1	1.11
.492	.453	111.6	102.7	.859	.863	97.1	97.5	259.52	263.29	107.7	109.3	105.6	105.0	105.5	116.5	1.10
.501	.520	113.7	118.0	.843	.849	95.3	95.9	276.76	269.93	114.9	112.1	109.5	108.8	108.9	124.6	1.14
.503	.561	114.1	127.4	.853	.973	96.3	109.9	272.76	321.85	113.2	133.6	108.9	126.3	111.5	137.2	1.23
.564	.519	127.9	117.7	1.047	1.084	118.3	122.5	301.57	288.80	125.2	119.9	123.9	120.2	119.4	124.9	1.05
.568	.566	128.9	128.5	1.075	1.227	121.5	138.6	307.58	329.17	127.7	136.7	126.3	135.8	121.5	146.5	1.21
.559	.533	126.8	121.0	1.061	1.144	119.9	129.3	354.92	321.48	147.4	133.5	136.6	130.2	124.2	138.9	1.11
.498	.571	112.9	129.5	1.200	1.247	135.6	140.9	326.28	345.10	135.5	143.3	131.7	140.3	124.2	150.6	1.21
.524	.562	118.9	127.5	1.329	1.104	150.1	124.8	360.66	328.22	149.8	136.3	144.6	131.7	139.1	164.4	1.18
.533	.602	120.9	136.7	1.205	1.074	136.1	121.3	288.45	357.34	119.8	148.4	124.3	139.2	129.8	136.9	1.05
.556	.562	126.1	127.6	1.093	1.444	123.4	163.2	345.17	388.82	143.3	161.5	135.1	156.1	136.2	156.3	1.15
.525	.572	119.0	129.9	1.204	1.236	136.0	139.7	325.11	354.40	134.9	147.2	132.5	142.2	130.7	149.3	1.14
.596	.587	135.2	133.2	1.083	1.075	122.4	121.5	347.47	374.19	144.3	155.4	136.9	142.6	132.1	157.8	1.19
.617	.774	139.9	175.7	1.134	1.770	128.1	199.9	375.93	464.08	156.1	192.7	145.1	191.7	145.9	191.7	1.31
.219	.633	49.8	143.6	1.162	1.438	131.3	162.5	352.45	325.35	146.4	135.1	125.9	143.8	130.7	152.9	1.17
.525	.632	119.1	143.4	1.224	1.466	138.3	165.7	379.69	350.54	157.7	145.6	145.9	150.5	144.7	164.8	1.14
.471	.630	106.8	143.0	1.145	1.452	129.4	164.0	365.55	362.09	151.8	150.4	138.2	152.7	138.1	162.6	1.18
.562	.589	127.5	133.6	1.211	1.530	136.9	172.9	289.92	313.95	120.4	130.4	125.9	142.1	141.2	168.8	1.19
.505	.574	114.6	130.2	.860	1.129	97.2	127.6	302.46	363.02	125.6	150.7	116.2	141.1	118.9	161.7	1.35
.571	.521	129.6	118.2	1.162	1.201	131.3	135.7	349.05	338.55	144.9	140.6	138.7	135.5	135.1	156.6	1.16
.610	.864	138.3	196.0	1.213	1.137	137.1	128.4	383.19	402.57	159.1	167.2	149.7	161.9	148.1	177.6	1.19
.566	.633	128.5	143.7	1.110	1.259	125.4	142.3	326.80	350.77	135.7	145.7	131.8	144.4	134.9	167.9	1.24
.618	.618	140.2	140.2	1.009	1.919	114.0	216.9	401.98	391.65	166.9	162.6	148.4	173.1	133.8	180.4	1.34
.623	.641	141.4	145.4	1.608	1.349	181.7	152.4	379.63	410.93	157.6	170.6	161.2	161.5	162.1	174.2	1.07
.610	.546	138.4	123.9	1.420	1.264	160.5	142.8	425.74	337.19	176.8	140.0	165.9	138.0	145.0	153.4	1.05
.530	.702	120.3	159.2	1.076	.886	121.5	100.1	349.52	312.47	145.1	129.7	134.7	126.9	129.3	168.1	1.30
.595	.614	134.9	139.2	1.205	1.498	136.1	169.3	389.29	357.51	161.6	148.5	150.3	152.4	137.6	167.6	1.21

PRICE TRENDS FOR FEDERAL-AID HIGHWAY CONSTRUCTION

1987 Base ¹

THREE-QUARTER MOVING INDEX

Year	Common excavation		Surfacing					Structures							Composite index
	Average contract price (cu. yd.)	Index	Portland cement concrete ²		Bituminous concrete		Surfacing index	Reinforcing steel		Structural steel		Structural concrete		Structures index	
			Average contract price (sq. yd.)	Index	Average contract price (ton)	Index		Average contract price (lb.)	Index	Average contract price (lb.)	Index	Average contract price (cu. yd.)	Index		
1986	2.31	95.3	15.84	107.5	25.70	104.3	105.3	.440	99.8	.855	96.6	232.34	96.5	97.1	100.2
1987	2.59	106.8	15.20	103.2	25.44	103.2	103.2	.451	102.3	.877	99.1	258.33	107.3	104.3	104.2
1988	2.56	105.6	14.81	100.5	24.83	100.7	100.7	.534	121.2	.989	111.7	283.00	117.5	116.6	108.4
1989	2.68	110.6	16.20	110.0	24.73	100.3	103.5	.557	126.4	1.004	113.4	280.61	116.5	117.4	110.7
1990	2.24	92.3	16.24	110.2	25.88	105.0	106.7	.532	120.7	1.076	121.6	292.29	121.4	123.4	111.0
1991	2.32	95.7	17.18	116.7	24.54	99.6	105.2	.475	107.7	.919	103.9	244.71	101.6	103.2	102.9
1992	2.30	94.8	18.07	122.6	24.71	100.2	107.6	.538	122.0	.908	102.6	249.85	103.8	106.5	105.2
1993	2.55	105.1	19.43	131.9	27.28	110.7	117.6	.483	109.5	.812	91.7	257.48	106.9	103.4	109.5
1994	2.80	115.6	28.77	195.3	28.15	114.2	140.8	.534	121.2	.913	103.2	297.77	123.6	117.8	126.9
1995	2.83	116.7	22.01	149.4	28.88	117.2	127.8	.522	118.5	.969	109.5	303.10	126.1	120.4	122.9
1996:															
First quarter	3.03	124.8	20.06	136.2	27.41	111.2	119.4	.532	120.8	1.021	115.3	306.26	127.2	122.9	121.8
Second quarter	3.05	125.6	19.40	131.7	26.99	109.5	116.8	.548	124.4	1.066	120.4	302.17	125.5	123.9	121.3
Third quarter	2.92	120.6	18.87	128.1	27.72	112.5	117.6	.546	123.8	1.057	119.4	290.28	120.5	120.8	119.5
Fourth quarter	2.85	117.5	21.28	144.5	29.21	118.5	127.0	.558	126.5	1.118	126.3	306.70	127.4	126.9	125.6
1997:															
First quarter	2.85	117.4	22.18	150.6	30.24	122.7	131.8	.552	125.2	1.121	126.6	309.44	128.5	127.4	127.7
Second quarter	2.93	120.9	23.12	156.9	28.96	117.5	130.5	.571	129.6	1.120	126.6	321.59	133.5	131.0	129.3
Third quarter	2.92	120.4	24.58	166.9	28.63	116.2	132.8	.559	126.9	1.199	135.4	305.82	126.9	129.2	129.4
Fourth quarter	2.82	116.2	24.51	166.4	23.56	95.6	118.8	.586	132.9	1.207	136.3	316.75	131.5	133.0	124.7
1998:															
First quarter	2.85	116.6	23.83	161.7	23.84	96.71	118.1	.573	130.0	1.177	132.9	323.75	134.4	133.3	124.6
Second quarter	3.10	127.7	23.19	157.4	24.76	100.4	119.2	.533	120.9	1.110	125.4	330.77	137.3	131.4	125.8
Third quarter	3.02	124.6	23.75	161.2	28.85	117.0	131.5	.512	116.1	1.093	123.5	337.68	140.2	131.7	130.6
Fourth quarter	2.95	121.7	23.55	159.9	29.43	119.4	132.7	.521	118.1	1.180	133.3	346.25	143.8	136.6	132.8
1999:															
First quarter	2.88	118.7	24.82	168.5	29.65	120.3	136.1	.556	126.2	1.190	134.5	345.75	143.6	138.2	134.4
Second quarter	3.03	125.1	22.43	152.2	31.97	129.7	137.1	.552	125.2	1.195	135.1	332.71	138.2	135.1	134.4
Third quarter	3.01	124.2	24.16	163.9	33.04	134.1	143.9	.559	126.8	1.222	138.0	344.14	142.9	138.9	138.7
Fourth quarter	2.78	114.7	23.60	160.2	33.04	134.0	142.6	.573	130.1	1.175	132.7	351.75	146.1	139.8	137.2
2000:															
First quarter	2.88	118.6	25.49	173.0	34.13	138.5	149.8	.597	135.5	1.280	144.6	372.31	154.6	148.7	144.6
Second quarter	3.01	124.1	24.85	168.7	34.78	141.1	150.2	.533	120.9	1.291	145.9	364.08	151.2	144.6	143.8
Third quarter	3.15	128.9	25.50	173.1	36.01	146.1	154.9	.532	120.8	1.411	159.4	364.46	151.3	148.3	148.2
Fourth quarter	3.22	132.9	27.33	185.5	35.44	143.8	157.5	.516	117.1	1.418	160.2	330.04	137.0	139.8	145.9
2001:															
First quarter	3.35	138.3	26.18	177.7	35.21	142.9	154.3	.574	130.3	1.329	150.2	331.12	137.5	139.6	145.4
Second quarter	2.96	122.2	26.26	178.2	34.63	140.5	152.9	.557	126.3	1.211	136.9	322.72	134.0	133.5	139.7
Third quarter	2.90	119.5	27.51	186.8	34.82	141.3	156.2	.610	138.5	1.123	126.9	356.92	148.2	140.9	143.9
Fourth quarter	2.99	123.1	26.59	180.5	34.01	137.9	151.9	.631	143.2	1.417	160.1	379.60	157.6	155.8	149.3
2002:															
First quarter	3.09	127.5	27.38	185.9	34.12	138.4	154.0	.654	148.4	1.482	167.4	394.11	163.6	162.0	153.5
Second quarter	3.01	124.1	25.37	172.2	34.37	139.4	150.2	.607	137.8	1.539	173.4	387.86	161.1	160.5	150.8
Third quarter	2.90	119.5	26.79	181.8	36.15	142.6	155.5	.606	137.6	1.280	144.6	367.86	152.7	148.0	146.8

¹Base for composite index, 1987, involves 210,078,000 cubic yards of roadway excavation, 30,893,690 square yards of portland cement concrete surfacing with an average thickness of 9 inches, 37,760,443 tons of bituminous concrete surfacing, 577,753,544 pounds of reinforcing steel for structures, 444,924,141 pounds of structural steel and 3,498,333 cubic yards of structural concrete.

PRICE TRENDS FOR FEDERAL-AID HIGHWAY CONSTRUCTION

Year: 2002

1987 Base ¹

State	Common excavation		Surfacing					Structures							Composite index
	Average contract price (cu. yd.)	Index	Portland cement concrete ²		Bituminous concrete		Surfacing index	Reinforcing steel		Structural steel		Structural concrete		Structures index	
			Average contract price (sq. yd.)	Index	Average contract price (ton)	Index		Average contract price (lb.)	Index	Average contract price (lb.)	Index	Average contract price (cu. yd.)	Index		
Connecticut	8.79	129.90	0.00	0.00	45.49	97.58	97.58	0.678	121.52	1.459	125.05	452.21	124.52	124.35	115.32
Maine	4.99	96.94	37.46	0.00	39.43	139.64	139.64	0.490	92.61	0.000	0.00	339.17	152.95	140.96	132.82
Massachusetts	11.96	139.90	0.00	0.00	33.53	94.62	94.62	1.013	38.60	1.313	98.24	485.51	182.03	99.43	112.47
New Hampshire ...	6.70	226.30	34.81	0.00	38.25	126.96	126.96	0.861	170.20	1.434	208.21	445.21	320.30	250.15	197.49
New Jersey	8.91	81.69	675.82	1277.22	39.80	120.78	333.84	0.932	102.49	0.935	78.27	333.34	98.52	91.34	125.96
New York	8.45	140.30	31.45	108.31	40.10	117.92	117.58	1.130	159.78	2.361	237.19	384.53	100.31	165.18	148.27
Rhode Island	3.25	102.89	0.00	0.00	31.88	98.96	98.96	0.748	128.37	0.000	0.00	389.00	90.80	95.54	98.02
Vermont	0.00	0.00	0.00	0.00	0.00	0.00	0.00	0.000	0.00	0.000	0.00	0.00	0.00	0.00	0.00
Puerto Rico	0.00	0.00	0.00	0.00	0.00	0.00	0.00	0.000	0.00	0.000	0.00	0.00	0.00	0.00	0.00
Delaware	5.53	180.41	39.77	1611.88	36.50	119.97	216.08	6.272	1089.94	14.000	1549.33	408.74	163.06	894.39	510.18
Dist. of Columbia	21.35	75.96	46.11	105.74	51.88	63.94	76.26	0.662	127.50	1.052	63.88	42.03	12.06	47.13	67.50
Maryland	7.63	138.46	45.22	95.47	40.88	154.28	134.54	0.581	122.24	0.869	86.95	397.60	98.39	96.84	119.69
Pennsylvania	3.24	87.67	32.51	158.19	35.39	105.77	129.98	0.925	156.00	1.668	144.98	408.57	111.19	125.97	117.82
Virginia	4.35	140.72	0.00	0.00	49.86	161.20	161.20	0.577	109.05	0.918	114.03	389.78	146.40	131.08	133.41
West Virginia	3.55	56.15	34.77	214.28	35.08	134.48	171.57	0.892	155.47	1.434	116.02	451.86	105.31	115.07	121.96
Alabama	1.71	121.95	63.77	264.88	31.52	136.28	150.20	0.480	125.79	0.937	96.69	283.84	102.99	104.40	118.10
Florida	3.72	82.63	53.78	206.49	53.86	171.00	173.05	0.662	133.11	2.680	251.30	448.42	162.43	177.20	166.64
Georgia	0.00	0.00	46.62	273.18	43.09	153.17	170.92	0.505	130.56	1.687	217.31	522.37	193.47	185.98	177.49
Kentucky	0.00	0.00	0.00	0.00	0.00	0.00	0.00	0.000	0.00	0.000	0.00	0.00	0.00	0.00	0.00
Mississippi	1.63	143.66	0.00	0.00	39.35	152.75	152.75	0.411	118.08	0.000	0.00	319.01	141.33	136.63	144.19
North Carolina	2.62	146.30	32.89	208.98	38.82	146.58	158.13	0.502	118.81	1.023	125.00	406.62	168.19	145.67	151.34
South Carolina	2.54	68.27	68.81	421.01	48.20	179.65	218.98	0.660	171.91	0.000	0.00	0.00	0.00	171.91	162.08
Tennessee	2.02	115.39	22.82	116.17	29.00	136.37	134.48	0.436	106.91	0.597	78.05	234.53	120.17	103.19	116.02
Illinois	5.42	136.28	29.90	178.12	40.16	136.74	146.05	0.779	140.35	1.227	145.94	591.78	172.19	159.21	150.43
Indiana	4.25	189.34	29.28	218.05	33.55	142.94	180.80	0.561	102.50	1.604	224.62	350.51	114.76	141.66	162.20
Michigan	4.87	160.52	32.73	243.99	35.08	186.91	216.66	0.686	146.36	1.063	82.69	519.78	505.80	324.73	237.41
Minnesota	0.00	0.00	0.00	0.00	0.00	0.00	0.00	0.000	0.00	0.000	0.00	0.00	0.00	0.00	0.00
Ohio	2.42	37.58	29.62	154.98	29.47	126.88	136.18	0.000	0.00	1.041	119.23	432.26	136.58	129.10	113.95
Wisconsin	1.78	93.77	18.01	178.70	29.81	179.23	179.02	0.513	118.22	1.243	111.71	283.84	124.80	120.67	153.96
Arkansas	5.90	240.50	33.11	128.59	39.37	152.11	149.39	0.574	131.55	0.988	145.39	389.07	165.23	153.47	163.62
Louisiana	3.20	125.68	39.16	243.37	40.75	163.93	202.75	0.552	162.34	0.000	0.00	0.00	0.00	162.34	184.59
New Mexico	2.23	70.43	30.95	78.18	34.20	146.11	144.84	0.472	90.61	1.018	64.62	233.39	68.21	71.25	119.67
Oklahoma	2.31	114.34	27.38	209.79	24.51	99.54	139.88	0.544	131.34	1.796	246.84	310.03	145.14	171.26	151.49
Texas	3.76	133.55	35.00	254.25	31.65	104.72	193.62	0.000	0.00	1.007	147.36	570.15	261.12	225.43	196.10
Iowa	1.68	100.71	23.76	157.44	20.71	90.29	134.01	0.564	160.92	1.006	135.21	325.60	184.59	174.77	136.47
Kansas	3.26	107.56	19.65	120.82	29.34	126.56	122.01	0.668	140.10	0.960	11.78	352.07	175.16	91.47	104.35
Missouri	2.63	176.11	23.77	192.26	18.78	73.04	110.47	0.663	112.67	1.005	111.14	344.56	98.61	105.19	120.80
Nebraska	2.46	186.62	13.94	122.51	25.46	131.86	127.51	0.579	118.56	0.834	130.43	362.34	174.03	156.64	138.96
Colorado	7.25	341.76	38.59	309.53	38.04	165.76	192.65	0.535	129.48	5.003	565.42	305.46	147.65	250.86	242.19
Montana	1.82	104.81	62.59	500.10	25.41	151.98	200.94	0.748	150.94	7.823	1259.25	377.17	129.43	260.09	184.37
North Dakota	2.73	330.15	29.03	254.47	25.69	138.21	189.45	0.581	124.39	0.926	101.86	353.77	166.70	150.07	199.01
South Dakota	1.94	221.31	20.39	156.51	28.26	158.55	157.69	0.656	141.16	0.000	0.00	617.74	275.23	232.22	176.05
Utah	3.58	219.91	39.60	372.34	32.28	147.48	237.19	0.599	143.24	1.949	283.76	282.47	136.17	206.25	225.04
Wyoming	2.90	203.95	35.76	275.98	29.80	173.07	210.52	0.538	105.38	1.034	156.40	325.02	102.92	119.36	200.03
Arizona	1.78	55.49	19.35	113.89	30.59	155.34	144.00	0.425	107.90	1.000	69.99	316.65	159.77	119.11	119.76
California	6.57	204.57	34.23	161.52	43.81	169.37	167.82	0.567	134.70	2.409	157.46	349.46	130.46	131.64	153.26
Hawaii	21.99	343.50	0.00	0.00	105.76	185.07	185.07	1.071	105.09	4.998	156.18	2149.39	113.02	112.34	152.53
Nevada	4.09	133.16	0.00	0.00	32.97	133.84	133.84	0.430	96.41	4.545	607.47	317.05	152.79	226.09	168.97
Alaska	4.60	194.89	0.00	0.00	43.10	149.37	149.37	1.728	103.66	1.467	103.94	1079.90	1241.27	956.92	188.09
Idaho	3.07	185.63	55.60	252.45	30.38	146.07	208.77	0.612	155.82	1.090	123.61	294.71	114.49	125.59	187.83
Oregon	5.69	156.69	31.96	534.69	33.01	135.00	219.97	0.555	107.37	3.902	257.75	347.69	118.72	135.72	175.63
Washington	5.86	152.74	36.36	207.54	37.24	147.41	159.18	0.543	136.29	0.890	64.52	341.07	176.14	159.11	158.53
United States	2.94	121.22	25.86	175.51	34.14	138.51	150.66	0.610	138.39	1.436	162.24	374.90	155.67	154.45	147.90

¹Indices are based on information submitted for Federal-aid construction contracts over \$500,000. In some instances, individual State indices may not be truly representative of long-term price trends because of comparatively low volumes of work for the period reported, or because of unusual projects awarded during the period. Also, differences in bid item specifications among the States might account for some of the differences in unit prices in the various States.

The base for each State index is its own particular "market basket" of quantities and costs during the base period. The composite index for each State measures the change in that State's index since base year 1987. (In 1987 each State's index equaled 100.)

U.S. Department
of Transportation

**Federal Highway
Administration**

400 Seventh St. S.W.
Washington, D.C. 20590

Official Business
Penalty for Private Use \$300

ARCHIVED