

These visuals summarize RID data availability across the six participant States. For each roadway characteristic, users can see at a glance how much mileage is in the RID database for road segments in different categories.

Shoulder Widths

Amount of a State's road mileage in each category.

Total Mileage by State



7,040 5,996 5,603 5,155 4,865 4,194

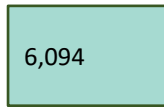
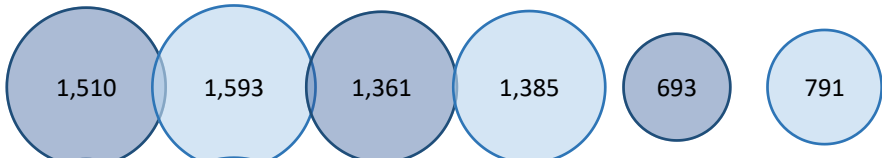
Florida North Carolina Indiana Washington Pennsylvania New York

Total Mileage by Category

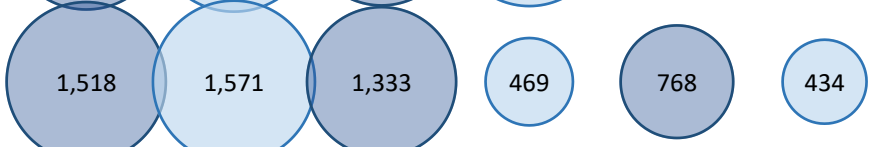
Shoulder Width (feet)



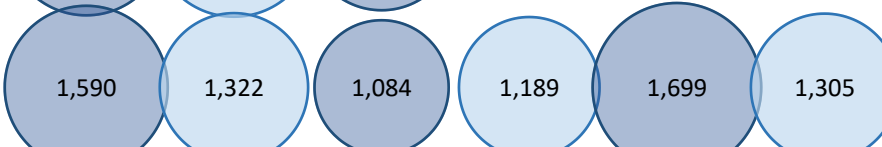
0



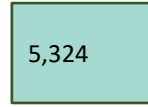
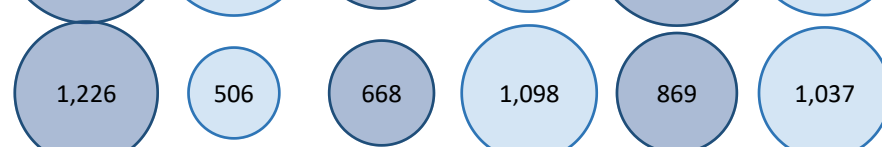
1-3



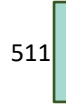
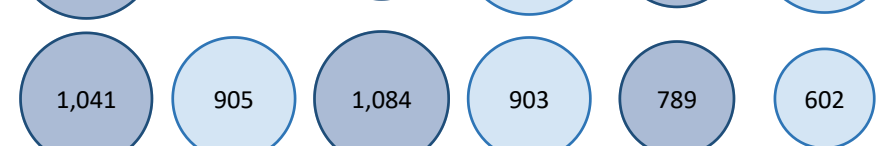
4-6



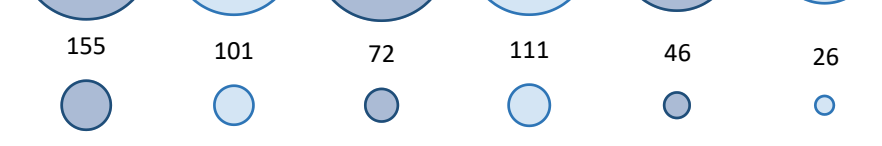
7-9



10-13



≥ 14



These visuals summarize RID data availability across the six participant States. For each roadway characteristic, users can see at a glance how much mileage is in the RID database for road segments in different categories.

Shoulder Widths



Number of a State's road segments in each category.

Number of Segments by State


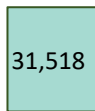
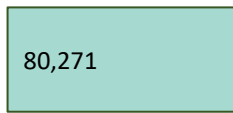


59,021 45,798 39,905 48,701 53,432 29,385

Florida North Carolina Indiana Washington Pennsylvania New York

Number of Segments by Category

Shoulder Width (feet)



0

1-3

4-6

7-9

10-13

≥ 14

