

Reliability of Visual Inspection for Highway Bridges, Volume II: Appendices
Go back to main publications page to access the other sections of this appendix.

APPENDIX J. OBSERVER DATA FORMS

TASK A FIRSTHAND OBSERVATION FORM

1. Inspector ID: _____

2. Start Time: _____

3. End Time: _____

4. General weather condition:

- 0-20% Cloudy
- 20-40% Cloudy
- 40-60% Cloudy
- 60-80% Cloudy
- 80-100% Cloudy
- Hazy
- Fog
- Drizzle
- Steady Rain
- Thunderstorm

5. Environmental conditions (5 ft above ground under center of superstructure):

Temperature (degrees F): _____

Humidity (%): _____

Wind speed (mph): _____

Light intensity (fc): _____

Note: Light intensity measured at ground level.

Noise level (dB): _____

6. Environmental conditions (measured on center of deck):

Light intensity (fc): _____

7. Observer notes:

8. Did the inspector (superstructure):

- Inspect E girder
- Inspect W girder
- Inspect N bearings
- Inspect S bearings
- Inspect floorbeams
- Inspect underside of deck

9. Did the inspector (substructure):

- Inspect N abutment
- Sound N abutment
- Inspect S abutment
- Sound S abutment
- Inspect NW wingwall
- Sound NW wingwall

- Inspect NE wingwall
- Sound NE wingwall
- Inspect SW wingwall
- Sound SW wingwall
- Inspect SE wingwall
- Sound SE wingwall

10. Did the inspector (deck):

- Inspect E girder
- Inspect W girder
- Inspect E curb
- Sound E curb
- Inspect W curb
- Sound W curb
- Inspect curb/web interface E
- Inspect curb/web interface W
- Inspect E girder transverse stiffeners
- Inspect W girder transverse stiffeners
- Inspect N transverse expansion joint
- Inspect S transverse expansion joint
- Check W overall alignment
- Check E overall alignment

11. What tools did the inspector use?

- Masonry Hammer
- Tape Measure
- Engr Scale
- Stepladder
- Extension Ladder
- Small Maglite
- Large Maglite
- Lantern Flashlight
- Level as Level
- Level as Straightedge
- Chain
- Binoculars
- Magnifying Glass
- Protractor
- Plumb Bob
- String
- Clamps

12. Was the inspector focused on the task?

- 1 2 3 4 5 6 7 8 9
- Very Unfocused Very Focused

13. Did the inspector seem rushed?

1 2 3 4 5 6 7 8 9
Not Rushed Very Rushed

14. General observer notes:

TASK B FIRSTHAND OBSERVATION FORM

1. Inspector ID: _____

2. Start Time: _____

3. End Time: _____

4. General weather condition:

- 0-20% Cloudy
- 20-40% Cloudy
- 40-60% Cloudy
- 60-80% Cloudy
- 80-100% Cloudy
- Hazy
- Fog
- Drizzle
- Steady Rain
- Thunderstorm

5. Environmental conditions (5 ft above ground under center of superstructure):

Temperature (degrees F): _____

Humidity (%): _____

Wind speed (mph): _____

Light intensity (fc): _____

Note: Light intensity measured at ground level.

Noise level (dB): _____

6. Environmental conditions (measured on center of deck):

Light intensity (fc): _____

7. Observer notes:

8. Did the inspector (superstructure):

- Inspect T-beams
- Sound T-beams
- Inspect longitudinal expansion joint
- Inspect underside of deck
- Sound underside of deck

9. Did the inspector (substructure):

- Inspect W abutment
- Sound W abutment
- Inspect W abutment expansion joint
- Sound W abutment expansion joint
- Inspect E abutment
- Sound E abutment

- ___ Inspect E abutment expansion joint
- ___ Sound E abutment expansion joint
- ___ Inspect NE wingwall
- ___ Sound NE wingwall
- ___ Inspect SE wingwall
- ___ Sound SE wingwall
- ___ Inspect NW wingwall
- ___ Sound NW wingwall
- ___ Inspect SW wingwall
- ___ Sound SW wingwall
- ___ Inspect NE wingwall/abutment joint
- ___ Sound NE wingwall/abutment joint
- ___ Inspect SE wingwall/abutment joint
- ___ Sound SE wingwall/abutment joint
- ___ Inspect NW wingwall/abutment joint
- ___ Sound NW wingwall/abutment joint
- ___ Inspect SW wingwall/abutment joint
- ___ Sound SW wingwall/abutment joint

10. Did the inspector (deck):

- ___ Inspect N parapet
- ___ Sound N parapet
- ___ Inspect S parapet
- ___ Sound S parapet
- ___ Inspect wearing surface
- ___ Inspect W transverse expansion joint
- ___ Inspect E transverse expansion joint

11. What tools did the inspector use?

- ___ Masonry Hammer
- ___ Tape Measure
- ___ Engr Scale
- ___ Stepladder
- ___ Extension Ladder
- ___ Small Maglite
- ___ Large Maglite
- ___ Lantern Flashlight
- ___ Level as Level
- ___ Level as Straightedge
- ___ Chain
- ___ Binoculars
- ___ Magnifying Glass
- ___ Protractor
- ___ Plumb Bob
- ___ String
- ___ Clamps

12. Was the inspector focused on the task?

1 2 3 4 5 6 7 8 9
Very Unfocused Very Focused

13. Did the inspector seem rushed?

1 2 3 4 5 6 7 8 9
Not Rushed Very Rushed

14. General observer notes:

TASK C FIRSTHAND OBSERVATION FORM

1. Inspector ID: _____

2. Start Time: _____

3. End Time: _____

4. General weather condition:

- 0-20% Cloudy
- 20-40% Cloudy
- 40-60% Cloudy
- 60-80% Cloudy
- 80-100% Cloudy
- Hazy
- Fog
- Drizzle
- Steady Rain
- Thunderstorm

5. Environmental conditions (5 ft above ground under center of superstructure):

Temperature (degrees F): _____

Humidity (%): _____

Wind speed (mph): _____

Light intensity (fc): _____

Note: Light intensity measured at ground level.

Noise level (dB): _____

6. Environmental conditions (measured on center of deck):

Light intensity (fc): _____

7. Observer notes:

8. Did the inspector (superstructure):

- Inspect T-beams
- Sound T-beams
- Inspect longitudinal expansion joint
- Inspect underside of deck
- Sound underside of deck

9. Did the inspector (substructure):

- Inspect W abutment
- Sound W abutment
- Inspect W abutment expansion joint
- Sound W abutment expansion joint
- Inspect E abutment
- Sound E abutment
- Inspect E abutment expansion joint

- Sound E abutment expansion joint
- Inspect NE wingwall
- Sound NE wingwall
- Inspect SE wingwall
- Sound SE wingwall
- Inspect NW wingwall
- Sound NW wingwall
- Inspect SW wingwall
- Sound SW wingwall
- Inspect NE wingwall/abutment joint
- Sound NE wingwall/abutment joint
- Inspect SE wingwall/abutment joint
- Sound SE wingwall/abutment joint
- Inspect NW wingwall/abutment joint
- Sound NW wingwall/abutment joint
- Inspect SW wingwall/abutment joint
- Sound SW wingwall/abutment joint

10. Did the inspector (deck):

- Inspect N parapet
- Sound N parapet
- Inspect S parapet
- Sound S parapet
- Inspect wearing surface
- Inspect W transverse expansion joint
- Inspect E transverse expansion joint

11. What tools did the inspector use?

- Masonry Hammer
- Tape Measure
- Engr Scale
- Stepladder
- Extension Ladder
- Small Maglite
- Large Maglite
- Lantern Flashlight
- Level as Level
- Level as Straightedge
- Chain
- Binoculars
- Magnifying Glass
- Protractor
- Plumb Bob
- String
- Clamps

12. Was the inspector focused on the task?
1 2 3 4 5 6 7 8 9
Very Unfocused Very Focused

13. Did the inspector seem rushed?
1 2 3 4 5 6 7 8 9
Not Rushed Very Rushed

14. General observer notes:

TASK D FIRSTHAND OBSERVATION FORM

1. Inspector ID: _____

2. Start Time: _____

3. End Time: _____

4. General weather condition:

- 0-20% Cloudy
- 20-40% Cloudy
- 40-60% Cloudy
- 60-80% Cloudy
- 80-100% Cloudy
- Hazy
- Fog
- Drizzle
- Steady Rain
- Thunderstorm

5. Environmental conditions (5 ft above ground under center of superstructure):

Temperature (degrees F): _____

Humidity (%): _____

Wind speed (mph): _____

Light intensity (fc): _____

Note: Light intensity measured at ground level.

Noise level (dB): _____

6. Environmental conditions (measured on center of deck):

Light intensity (fc): _____

7. Observer notes:

8. Did the inspector (superstructure):

- Inspect arch for cracks
- Inspect longitudinal expansion joint
- Inspect N elevation above arch
- Inspect S elevation above arch

9. Did the inspector (substructure):

- Inspect W abutment
- Sound W abutment
- Inspect E abutment
- Sound E abutment
- Inspect SW wingwall
- Sound SW wingwall
- Inspect SE wingwall
- Sound SE wingwall

- Inspect NW wingwall
- Sound NW wingwall
- Inspect NE wingwall
- Sound NE wingwall

10. Did the inspector (deck):

- Inspect N parapet
- Sound N parapet
- Inspect S parapet
- Sound S parapet
- Inspect wearing surface
- Inspect W transverse expansion joint
- Inspect E transverse expansion joint

11. What tools did the inspector use?

- Masonry Hammer
- Tape Measure
- Engr Scale
- Stepladder
- Extension Ladder
- Small Maglite
- Large Maglite
- Lantern Flashlight
- Level as Level
- Level as Straightedge
- Chain
- Binoculars
- Magnifying Glass
- Protractor
- Plumb Bob
- String
- Clamps

12. Was the inspector focused on the task?

1 2 3 4 5 6 7 8 9

Very Unfocused Very Focused

13. Did the inspector seem rushed?

1 2 3 4 5 6 7 8 9

Not Rushed Very Rushed

14. General observer notes:

TASK E FIRSTHAND OBSERVATION FORM

1. Inspector ID: _____

2. Start Time: _____

3. End Time: _____

4. General weather condition:

- 0-20% Cloudy
- 20-40% Cloudy
- 40-60% Cloudy
- 60-80% Cloudy
- 80-100% Cloudy
- Hazy
- Fog
- Drizzle
- Steady Rain
- Thunderstorm

5. Environmental conditions (5 ft above ground at center of west base of abutment):

Temperature (degrees F): _____

Humidity (%): _____

Wind speed (mph): _____

Light intensity (fc): _____

Note: Light intensity measured at ground level.

Noise level (dB): _____

6. Environmental conditions (measured on center of deck):

Light intensity (fc): _____

7. Observer notes:

8. Did the inspector (superstructure):

- Inspect superstructure with binoculars
- Inspect bearings (elevated)
- Check bearing rotations (elevated)

9. Did the inspector (substructure):

- Inspect E abutment
- Sound E abutment
- Inspect W abutment
- Sound W abutment
- Inspect NE wingwall
- Sound NE wingwall
- Inspect NW wingwall
- Sound NW wingwall
- Inspect SE wingwall

- Sound SE wingwall
- Inspect SW wingwall
- Sound SW wingwall

10. Did the inspector (deck):

- Inspect longitudinal joint
- Inspect E expansion joint
- Inspect W expansion joint
- Inspect N parapet
- Sound N parapet
- Inspect S parapet
- Sound S parapet
- Inspect deck surface
- Check W alignment
- Check E alignment

11. What tools did the inspector use?

- Masonry Hammer
- Tape Measure
- Engr Scale
- Stepladder
- Extension Ladder
- Small Maglite
- Large Maglite
- Lantern Flashlight
- Level as Level
- Level as Straightedge
- Chain
- Binoculars
- Magnifying Glass
- Protractor
- Plumb Bob
- String
- Clamps

12. Was the inspector focused on the task?

1 2 3 4 5 6 7 8 9

Very Unfocused Very Focused

13. Did the inspector seem rushed?

1 2 3 4 5 6 7 8 9

Not Rushed Very Rushed

14. General observer notes:

TASK F FIRSTHAND OBSERVATION FORM

1. Inspector ID: _____

2. Start Time: _____

3. End Time: _____

4. General weather condition:

- 0-20% Cloudy
- 20-40% Cloudy
- 40-60% Cloudy
- 60-80% Cloudy
- 80-100% Cloudy
- Hazy
- Fog
- Drizzle
- Steady Rain
- Thunderstorm

5. Environmental condition (elevated near SW superstructure):

Temperature (degrees F): _____

Humidity (%): _____

Wind speed (mph): _____

Light intensity (fc): _____

Note: Measured at web/flange/stiffener connection on interior of exterior girder.

Noise level (dB): _____

6. Observer notes:

7. Did the inspector (from lift):

- Inspect behind end diaphragm
- Inspect outer bearing
- Inspect middle bearing
- Inspect inner bearing
- Inspect end diaphragm connections
- Inspect intermediate diaphragm-web connections
- Inspect sway frame-web connections
- Inspect bottom flange rivets
- Inspect fascia girder
- Inspect middle girder
- Inspect inner girder

8. Did the inspector (from ladder):

- Inspect behind end diaphragm
- Inspect outer bearing
- Inspect middle bearing
- Inspect inner bearing

- Inspect end diaphragm connections
- Inspect intermediate diaphragm-web connections
- Inspect sway frame-web connections (from ladder)
- Inspect bottom flange rivets
- Inspect fascia girder
- Inspect middle girder
- Inspect inner girder

9. What tools did the inspector use?

- Masonry Hammer
- Tape Measure
- Engr Scale
- Stepladder
- Extension Ladder
- Small Maglite
- Large Maglite
- Lantern Flashlight
- Level as Level
- Level as Straightedge
- Chain
- Binoculars
- Magnifying Glass
- Protractor
- Plumb Bob
- String
- Clamps

10. Was the inspector focused on the task?

1 2 3 4 5 6 7 8 9

Very Unfocused Very Focused

11. Did the inspector seem rushed?

1 2 3 4 5 6 7 8 9

Not Rushed Very Rushed

12. How comfortable was the inspector with the working height?

1 2 3 4 5 6 7 8 9

Very Uncomfortable Very Comfortable

13. How comfortable was the inspector with the lift?

1 2 3 4 5 6 7 8 9

Very Uncomfortable Very Comfortable

14. Quality of boom lift operation?

1	2	3	4	5
Poor		Average		Stellar

15. General observer notes:

TASK G FIRSTHAND OBSERVATION FORM

1. Inspector ID: _____

2. Start Time: _____

3. End Time: _____

4. General weather condition:

- 0-20% Cloudy
- 20-40% Cloudy
- 40-60% Cloudy
- 60-80% Cloudy
- 80-100% Cloudy
- Hazy
- Fog
- Drizzle
- Steady Rain
- Thunderstorm

5. Environmental conditions (5 ft above ground level; center of in-depth span):

Temperature (degrees F): _____

Humidity (%): _____

Wind speed (mph): _____

Light intensity (fc): _____

Note: Light intensity measured at ground level.

Noise level (dB): _____

6. Environmental conditions (measured on web of interior girder at south abutment):

Note: Only measure if inspector climbs south abutment.

Light intensity (fc): _____

7. Observer notes:

8. Did the inspector (superstructure):

- Inspect Span 5 with binoculars
- Inspect Span 6 with binoculars
- Inspect Span 7 with binoculars
- Inspect Span 8 with binoculars
- Inspect Pier 4 bearing
- Inspect Pier 5 bearing
- Inspect Pier 6 bearing
- Inspect Pier 7 bearing

9. Did the inspector (substructure):

- Inspect Pier 4
- River low enough to sound
- Sound Pier 4

- Inspect Pier 5
- Sound Pier 5
- Inspect Pier 6
- Sound Pier 6
- Inspect Pier 7
- Sound Pier 7
- Climb up to S abutment
- Sound abutment seat
- Sound abutment backwall

10. Did the inspector (deck):

- Inspect S expansion joint from below
- Inspect S expansion joint from above
- Check W alignment

11. What tools did the inspector use?

- Masonry Hammer
- Tape Measure
- Engr Scale
- Stepladder
- Extension Ladder
- Small Maglite
- Large Maglite
- Lantern Flashlight
- Level as Level
- Level as Straightedge
- Chain
- Binoculars
- Magnifying Glass
- Protractor
- Plumb Bob
- String
- Clamps

12. Was the inspector focused on the task?

1 2 3 4 5 6 7 8 9

Very Unfocused Very Focused

13. Did the inspector seem rushed?

1 2 3 4 5 6 7 8 9

Not Rushed Very Rushed

14. General observer notes:

TASK H FIRSTHAND OBSERVATION FORM

1. Inspector ID: _____

2. Start Time: _____

3. End Time: _____

4. General weather condition:

- 0-20% Cloudy
- 20-40% Cloudy
- 40-60% Cloudy
- 60-80% Cloudy
- 80-100% Cloudy
- Hazy
- Fog
- Drizzle
- Steady Rain
- Thunderstorm

5. Environmental conditions (measured elevated near mid-span):

Temperature (degrees F): _____

Humidity (%): _____

Wind speed (mph): _____

Light intensity (fc): _____

Note: Measured at web/bottom flange/stiffener interface on interior of exterior girder.

Noise level (dB): _____

6. Observer notes:

7. Inspection checklist:

- Inspect N flange transitions
- Inspect S flange transitions
- Inspect N Girder 3 splice plates
- Inspect N Girder 4 splice plates
- Inspect S Girder 3 splice plates
- Inspect S Girder 4 splice plates
- Inspect Girder 4 stiffener retrofits
- Inspect <25% of utility welds
- Inspect 25-75% of utility welds
- Inspect >75% of utility welds
- Inspect a few drain tack welds
- Inspect most drain tack welds
- Inspect <25% of lateral connection gusset plate welds
- Inspect 25-75% of lateral connection gusset plate welds
- Inspect >75% of lateral connection gusset plate welds
- Inspect stiffener-to-web connection (bottom near mid-span)
- Inspect stiffener-to-web connection (top near pier)

8. Sounding checklist:
- Sound 1-3 bolts per splice
 - Sound 4-10 bolts per splice
 - Sound 10+ bolts per splice
 - Sound a few lateral connection bolts
 - Sound bolts on more than half of the lateral connections

9. What tools did the inspector use?

- Masonry Hammer
- Tape Measure
- Engr Scale
- Stepladder
- Extension Ladder
- Small Maglite
- Large Maglite
- Lantern Flashlight
- Level as Level
- Level as Straightedge
- Chain
- Binoculars
- Magnifying Glass
- Protractor
- Plumb Bob
- String
- Clamps

10. Was the inspector focused on the task?

- | | | | | | | | | |
|----------------|---|---|---|---|---|---|--------------|---|
| 1 | 2 | 3 | 4 | 5 | 6 | 7 | 8 | 9 |
| Very Unfocused | | | | | | | Very Focused | |

11. Did the inspector seem rushed?

- | | | | | | | | | |
|------------|---|---|---|---|---|---|-------------|---|
| 1 | 2 | 3 | 4 | 5 | 6 | 7 | 8 | 9 |
| Not Rushed | | | | | | | Very Rushed | |

12. In general, approximately how close did the inspector get to the welds?

(Note: Record amount in inches.) _____

13. Was the inspector's viewing angle varied while inspecting the welds?

- | | | | | | | | | |
|-------|---|---|---|---|---|---|--------|---|
| 1 | 2 | 3 | 4 | 5 | 6 | 7 | 8 | 9 |
| Never | | | | | | | Always | |

14. How comfortable was the inspector with the working height?

- | | | | | | | | | |
|-----------------|---|---|---|---|---|---|------------------|---|
| 1 | 2 | 3 | 4 | 5 | 6 | 7 | 8 | 9 |
| Not Comfortable | | | | | | | Very Comfortable | |

15. How comfortable was the inspector with the lift?

1	2	3	4	5	6	7	8	9
Not Comfortable							Very Comfortable	

16. Quality of boom lift operation?

1	2	3	4	5
Poor		Average		Stellar

17. General observer notes:

TASK I FIRSTHAND OBSERVATION FORM

1. Team ID: _____
2. Start Time: _____
3. End Time: _____

4. General weather condition:

- 0-20% Cloudy
- 20-40% Cloudy
- 40-60% Cloudy
- 60-80% Cloudy
- 80-100% Cloudy
- Hazy
- Fog
- Drizzle
- Steady Rain
- Thunderstorm

5. Environmental conditions (measured under south end of superstructure):

Temperature (degrees F): _____

Humidity (%): _____

Wind speed (mph): _____

Light intensity (fc): _____

Note: Measured at web/bottom flange/diaphragm interface inside west exterior girder.

Noise level (dB): _____

6. Environmental conditions (measured on center of deck of center span):

Light intensity (fc): _____

7. General observer notes:

8. Observer notes for Inspector #1:

9. Observer notes for Inspector #2:

10. Did the team (superstructure):

- Check S bearing location
- Check S bearing rotation
- Check middle bearing location
- Check middle bearing rotation
- Check N bearing location
- Check N bearing rotation
- Inspect coverplate terminations S span
- Inspect coverplate terminations middle span
- Check for missing/loose bolts S span
- Check for missing/loose bolts middle span

- Inspect diaphragm/web weld connection S span
- Inspect diaphragm/web weld connection middle span
- Inspect underside of deck S span
- Inspect underside of deck middle span

11. Did the team (substructure):

- Inspect S pier cap
- Sound S pier cap
- Inspect N pier cap
- Sound N pier cap
- Inspect S pier columns
- Sound S pier columns
- Inspect N pier columns
- Sound N pier columns
- Inspect S abutment
- Sound S abutment

12. Did the team (deck):

- Sound deck (masonry hammer)
- Drag deck (partial)
- Drag deck (in-depth)
- Sound W parapet
- Sound E parapet
- Inspect S expansion joint
- Inspect middle deck joint
- Inspect N deck joint
- Check W overall alignment
- Check E overall alignment

13. What tools did the team use?

- Masonry Hammer
- Tape Measure
- Engr Scale
- Stepladder
- Extension Ladder
- Small Maglite
- Large Maglite
- Lantern Flashlight
- Level as Level
- Level as Straightedge
- Chain
- Binoculars
- Magnifying Glass
- Protractor
- Plumb Bob
- String

___ Clamps

14. Was the team focused on the task?

1 2 3 4 5 6 7 8 9
Very Unfocused Very Focused

15. Did the team seem rushed?

1 2 3 4 5 6 7 8 9
Not Rushed Very Rushed

16. General observer notes:

TASK J FIRSTHAND OBSERVATION FORM

1. Team ID: _____
2. Start Time: _____
3. End Time: _____
4. General weather condition:
 - ___ 0-20% Cloudy
 - ___ 20-40% Cloudy
 - ___ 40-60% Cloudy
 - ___ 60-80% Cloudy
 - ___ 80-100% Cloudy
 - ___ Hazy
 - ___ Fog
 - ___ Drizzle
 - ___ Steady Rain
 - ___ Thunderstorm
5. Environmental conditions (measured 5 ft above deck at center of center span):
 - Temperature (degrees F): ___
 - Humidity (%): ___
 - Wind speed (mph): ___
 - Light intensity (fc): ___
 - Note: Light intensity measured at ground level.
 - Noise level (dB): ___
6. General observer notes:
7. Observer notes for Inspector #1:
8. Observer notes for Inspector #2:
9. Did the team:
 - ___ Chain drag the deck
 - ___ Selectively use the masonry hammer
 - ___ Focus on areas for detailed mapping
10. What tools did the team use?
 - ___ Masonry Hammer
 - ___ Tape Measure
 - ___ Engr Scale
 - ___ Stepladder
 - ___ Extension Ladder
 - ___ Small Maglite
 - ___ Large Maglite
 - ___ Lantern Flashlight

- ___ Level as Level
- ___ Level as Straightedge
- ___ Chain
- ___ Binoculars
- ___ Magnifying Glass
- ___ Protractor
- ___ Plumb Bob
- ___ String
- ___ Clamps

11. Was the team focused on the task?

1	2	3	4	5	6	7	8	9
Very Unfocused							Very Focused	

12. Did the team seem rushed?

1	2	3	4	5	6	7	8	9
Not Rushed							Very Rushed	

13. General observer notes:

APPENDIX K. FIELD INSPECTION NOTEBOOK

Visual Inspection Study

Inspector Field Notes

Inspector ID Number: _____



Federal Highway Administration
U.S. Department of Transportation

Turner-Fairbank Highway Research Center
6300 Georgetown Pike
McLean, Virginia 22101



Wiss, Janney, Elstner Associates, Inc.
Engineers, Architects, Material Scientists

225 Peachtree Street, N.E., Suite 1600
Atlanta, Georgia 30303
(404) 577-7444 fax: (404) 577-0066

Task A

Task A

Task A

Task A

Task A

Task A

Task A

Task A

Inspector ID:
 Date:
 Structure Type:

TASK A
Bridge B521

OVERALL DECK CONDITION RATING: N 9 8 7 6 5 4 3 2 1 0

Comments: _____

<u>Deck Elements</u>	<u>Rating</u>										<u>Remarks</u>	
Wearing Surface	N	9	8	7	6	5	4	3	2	1	0	_____
Deck – Topside	N	9	8	7	6	5	4	3	2	1	0	_____
Deck – Underside	N	9	8	7	6	5	4	3	2	1	0	_____
SIP Forms	N	9	8	7	6	5	4	3	2	1	0	_____
Curbs	N	9	8	7	6	5	4	3	2	1	0	_____
Medians	N	9	8	7	6	5	4	3	2	1	0	_____
Sidewalks	N	9	8	7	6	5	4	3	2	1	0	_____
Parapets	N	9	8	7	6	5	4	3	2	1	0	_____
Railing	N	9	8	7	6	5	4	3	2	1	0	_____
Expansion Joints	N	9	8	7	6	5	4	3	2	1	0	_____
Drainage System	N	9	8	7	6	5	4	3	2	1	0	_____
Lighting	N	9	8	7	6	5	4	3	2	1	0	_____
Utilities	N	9	8	7	6	5	4	3	2	1	0	_____
_____	N	9	8	7	6	5	4	3	2	1	0	_____
_____	N	9	8	7	6	5	4	3	2	1	0	_____

Notes: _____

Inspector ID:

Date:

TASK A
Bridge B521

OVERALL SUPERSTRUCTURE CONDITION RATING: N 9 8 7 6 5 4 3 2 1 0

Comments: _____

<u>Superstructure Elements</u>	<u>Rating</u>										<u>Remarks</u>	
Stringers	N	9	8	7	6	5	4	3	2	1	0	_____
Floorbeams	N	9	8	7	6	5	4	3	2	1	0	_____
Floor System Bracing	N	9	8	7	6	5	4	3	2	1	0	_____
Multibeams	N	9	8	7	6	5	4	3	2	1	0	_____
Girders	N	9	8	7	6	5	4	3	2	1	0	_____
Arches	N	9	8	7	6	5	4	3	2	1	0	_____
Cables	N	9	8	7	6	5	4	3	2	1	0	_____
Paint	N	9	8	7	6	5	4	3	2	1	0	_____
Bearing Devices	N	9	8	7	6	5	4	3	2	1	0	_____
Connections	N	9	8	7	6	5	4	3	2	1	0	_____
Welds	N	9	8	7	6	5	4	3	2	1	0	_____
_____	N	9	8	7	6	5	4	3	2	1	0	_____
_____	N	9	8	7	6	5	4	3	2	1	0	_____

Timber Decay _____

Concrete Deterioration _____

Steel Corrosion _____

Collision Damage _____

LL Deflection _____

Vibration _____

Member Alignment _____

Utilities _____

Notes: _____

Inspector ID:

Date:

TASK A
Bridge B521

OVERALL SUBSTRUCTURE CONDITION RATING: N 9 8 7 6 5 4 3 2 1 0

Comments: _____

Substructure Elements	Rating										Remarks	
Abutments	N	9	8	7	6	5	4	3	2	1	0	_____
Piles	N	9	8	7	6	5	4	3	2	1	0	_____
Footing	N	9	8	7	6	5	4	3	2	1	0	_____
Stem	N	9	8	7	6	5	4	3	2	1	0	_____
Bearing Seat	N	9	8	7	6	5	4	3	2	1	0	_____
Backwall	N	9	8	7	6	5	4	3	2	1	0	_____
Wingwalls	N	9	8	7	6	5	4	3	2	1	0	_____
Piers and Bents	N	9	8	7	6	5	4	3	2	1	0	_____
Piles	N	9	8	7	6	5	4	3	2	1	0	_____
Footing	N	9	8	7	6	5	4	3	2	1	0	_____
Columns/Stem	N	9	8	7	6	5	4	3	2	1	0	_____
Cap	N	9	8	7	6	5	4	3	2	1	0	_____
_____	N	9	8	7	6	5	4	3	2	1	0	_____
_____	N	9	8	7	6	5	4	3	2	1	0	_____

Scour/Undermining _____

Settlement _____

Substructure Protection _____

Collision Damage _____

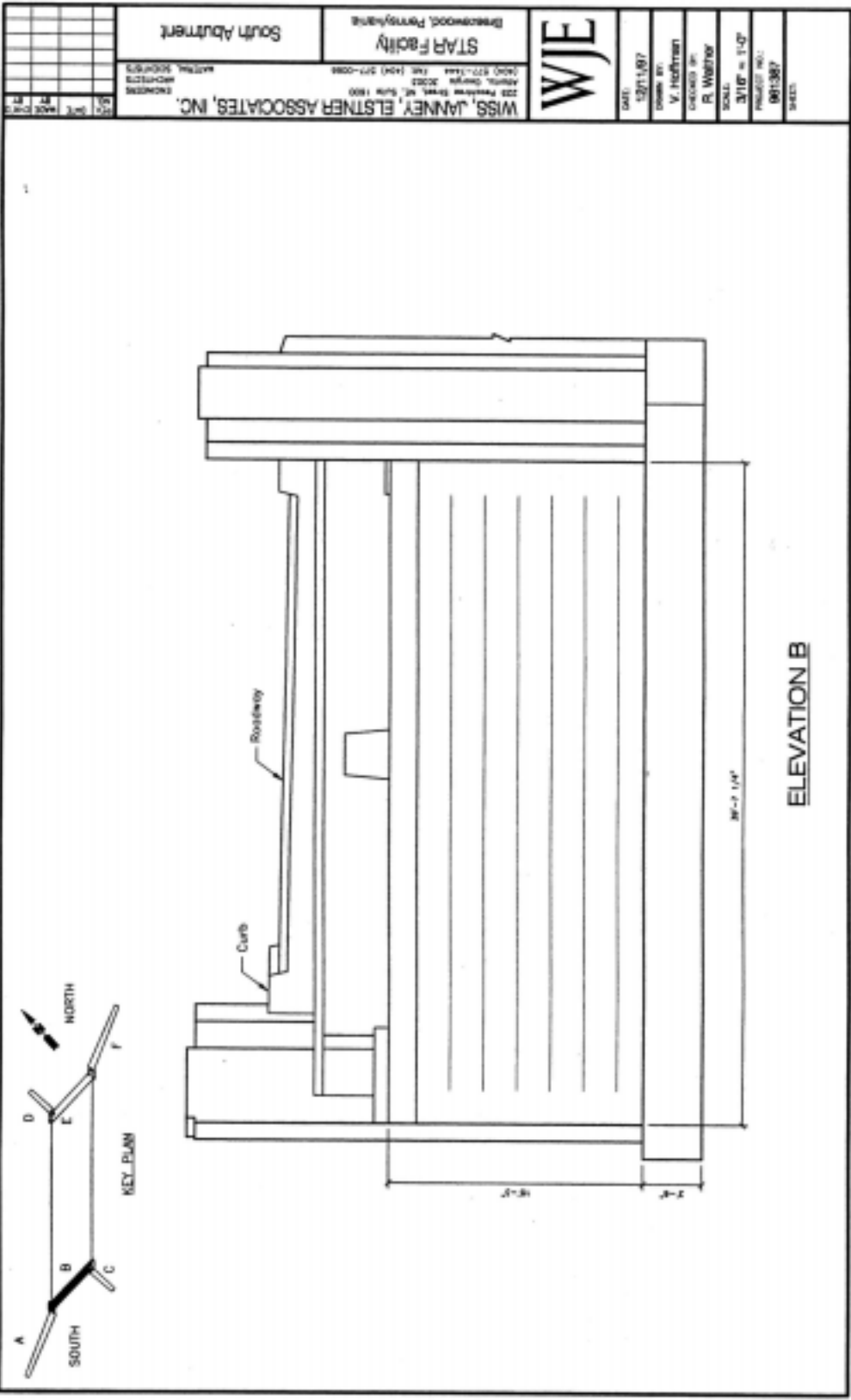
High-water Mark _____

Concrete Deterioration _____

Steel Corrosion _____

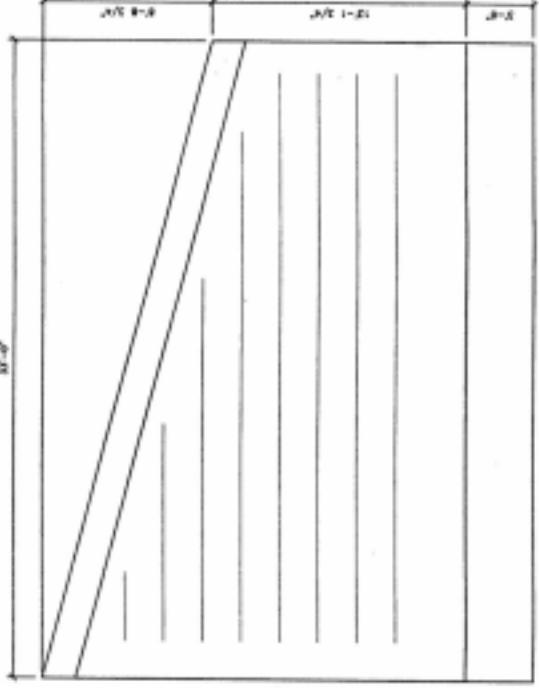
Paint _____

Notes: _____

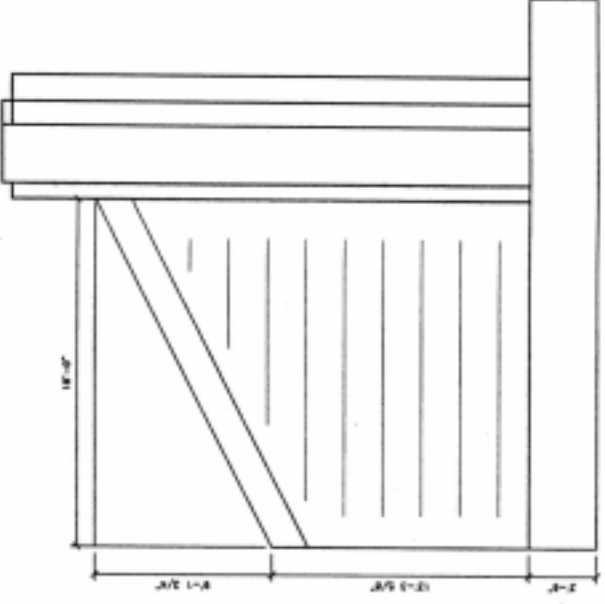


11/18/97 10:00 AM 11/18/97 10:00 AM SOUTH ABUTMENT
 SHEET SCALE: 3/16" = 1'-0"

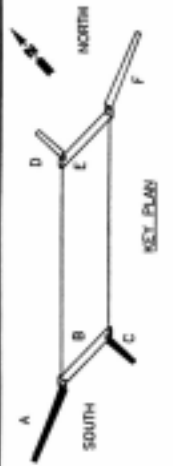
WJE ARCHITECTS 225 Riverside Drive, 4th Floor Philadelphia, PA 19106 (215) 563-1000 FAX (215) 563-1001 www.wje.com		STAR Facility Breckwood, Pennsylvania	South Wingwals
DATE:	1/27/07		
DRAWN BY:	V. Hoffman		
CHECKED BY:	R. Webster		
SCALE:	3/16" = 1'-0"		
PROJECT NO.:	061367		
SHEET:			



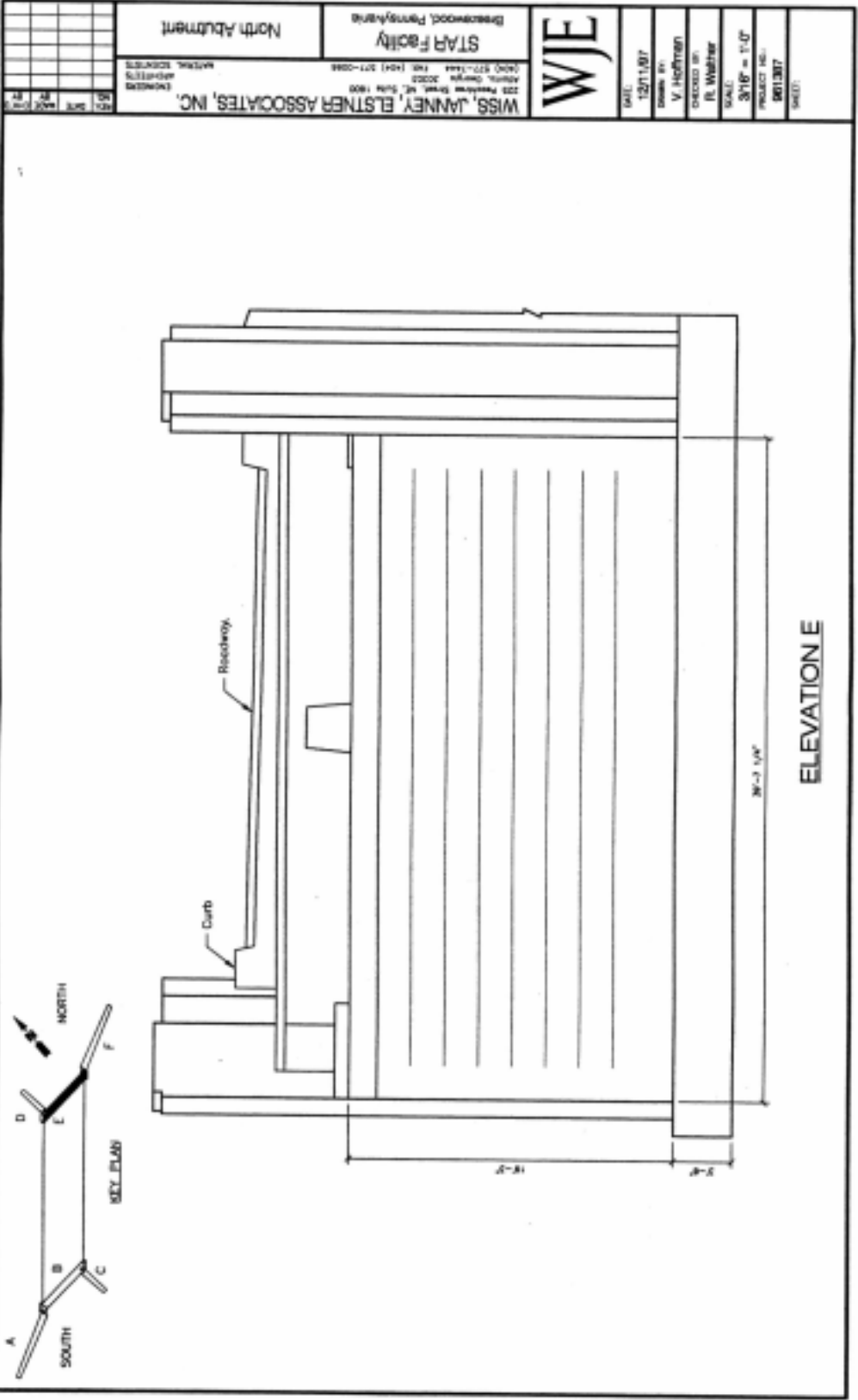
ELEVATION A



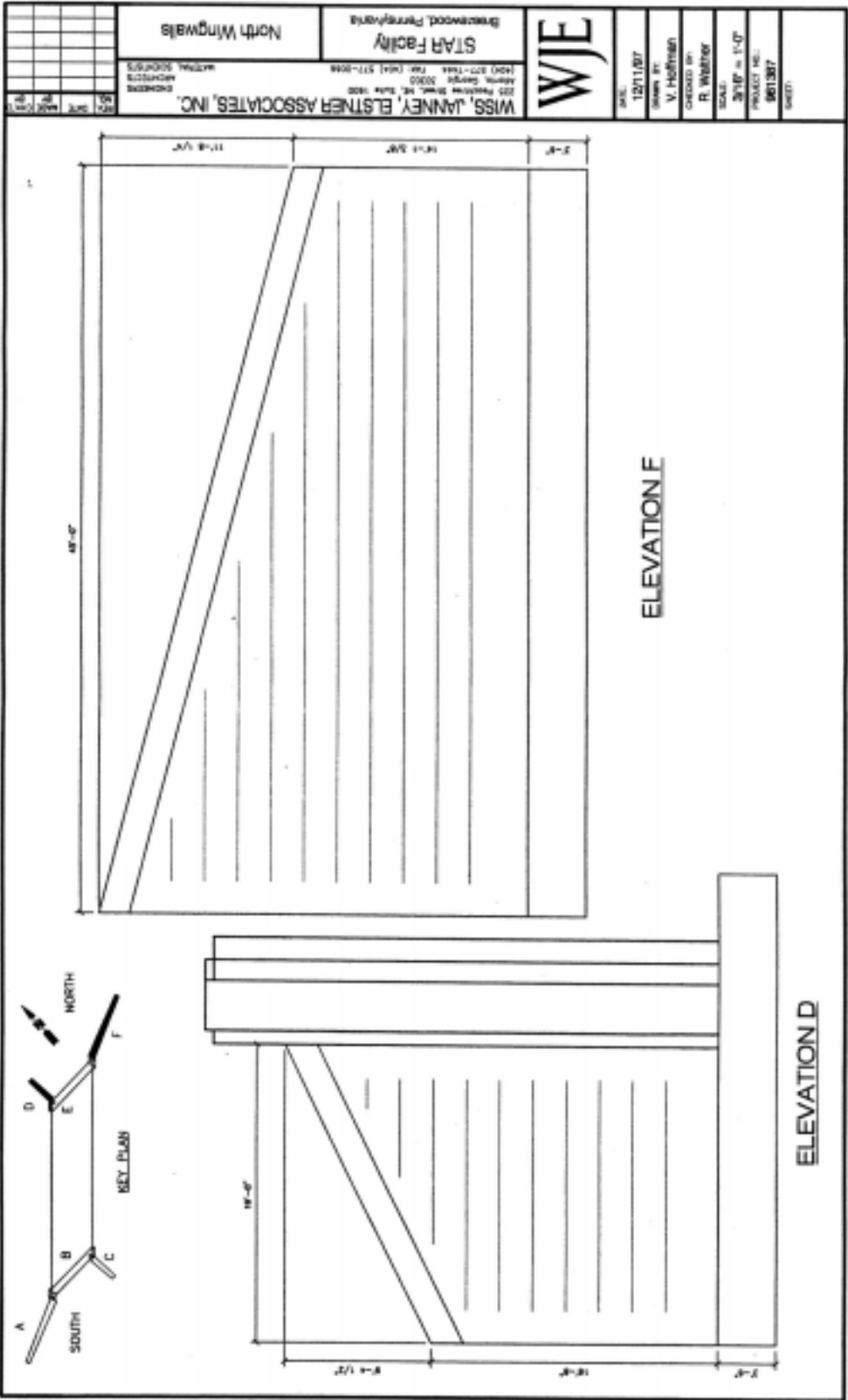
ELEVATION C



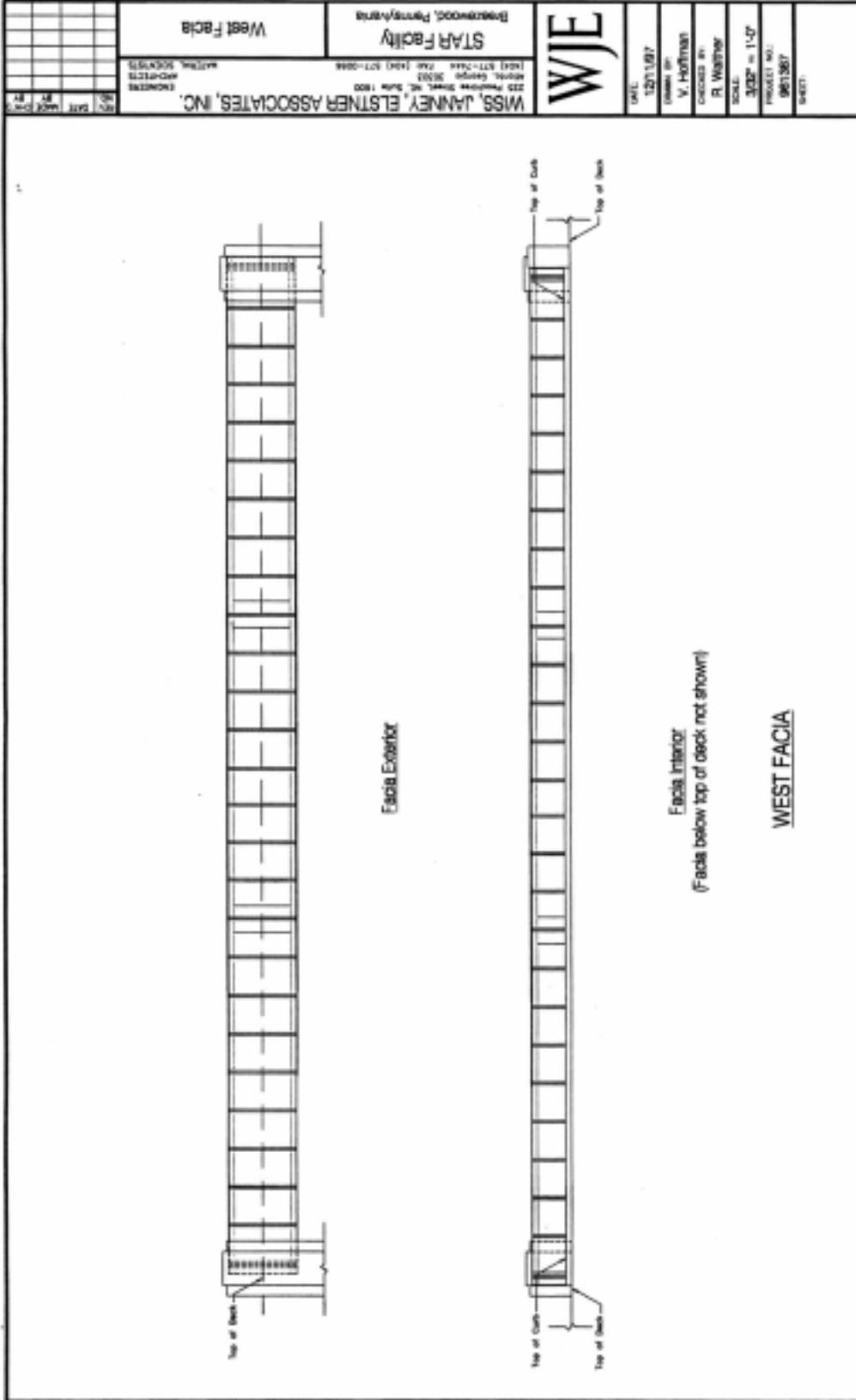
1/27/07 10:00 AM 1/27/07 10:00 AM 1/27/07 10:00 AM

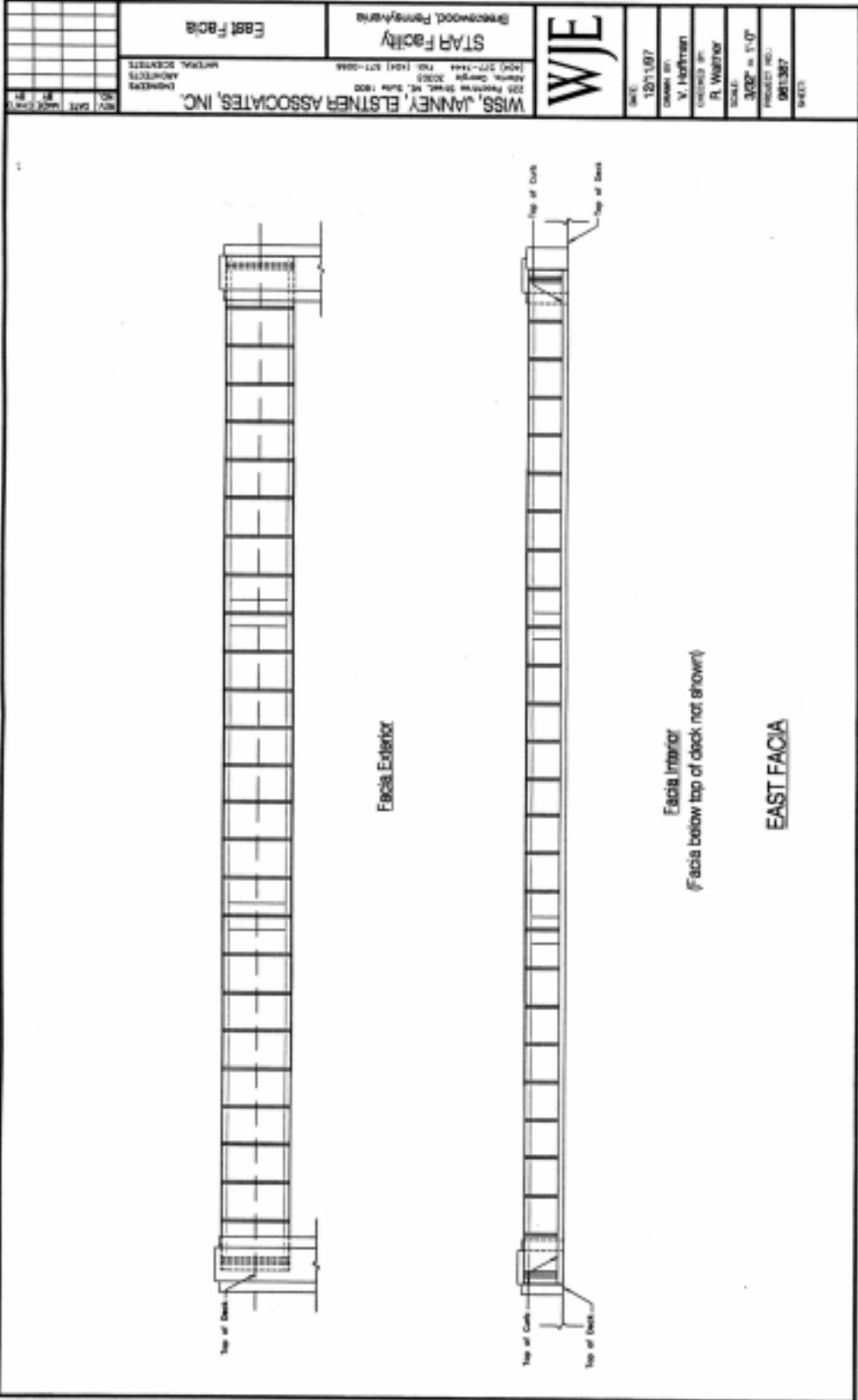


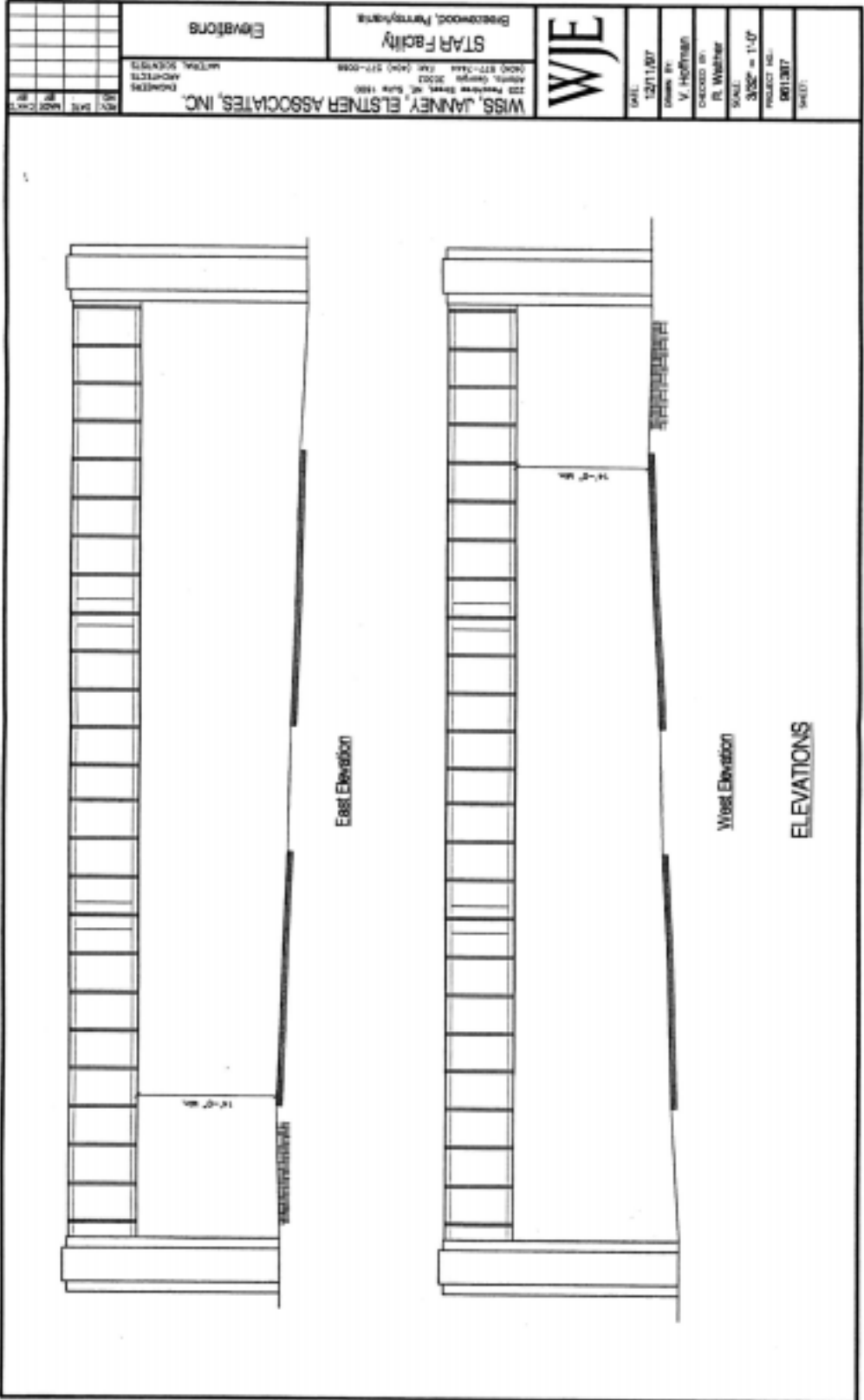
SHEET SCALE: 3/16" = 1'-0"
 PROJECT NO.: 061307
 SHEET:



SHEET SCALE: 3/16" = 1'-0"
 DATE: 12/11/07

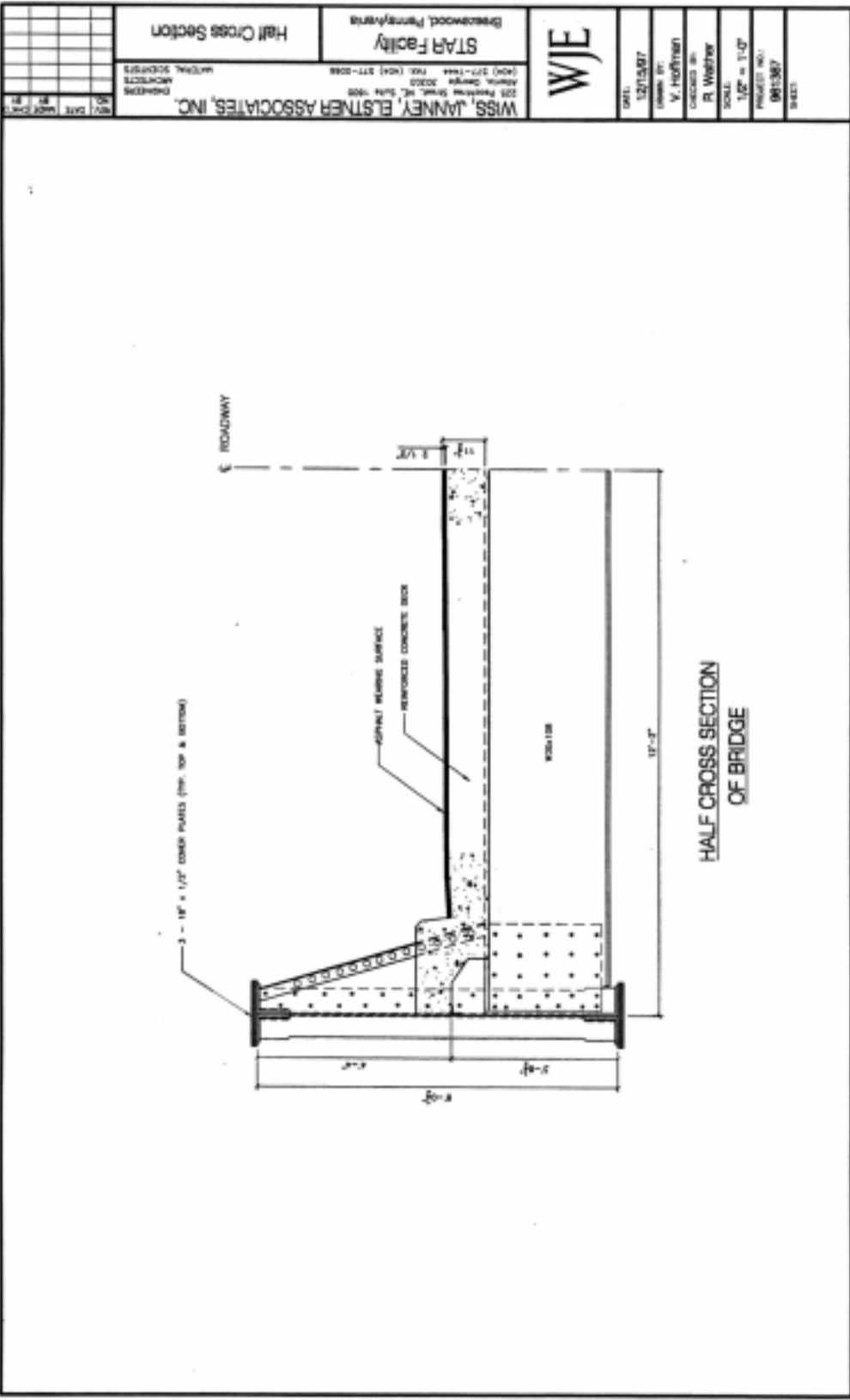


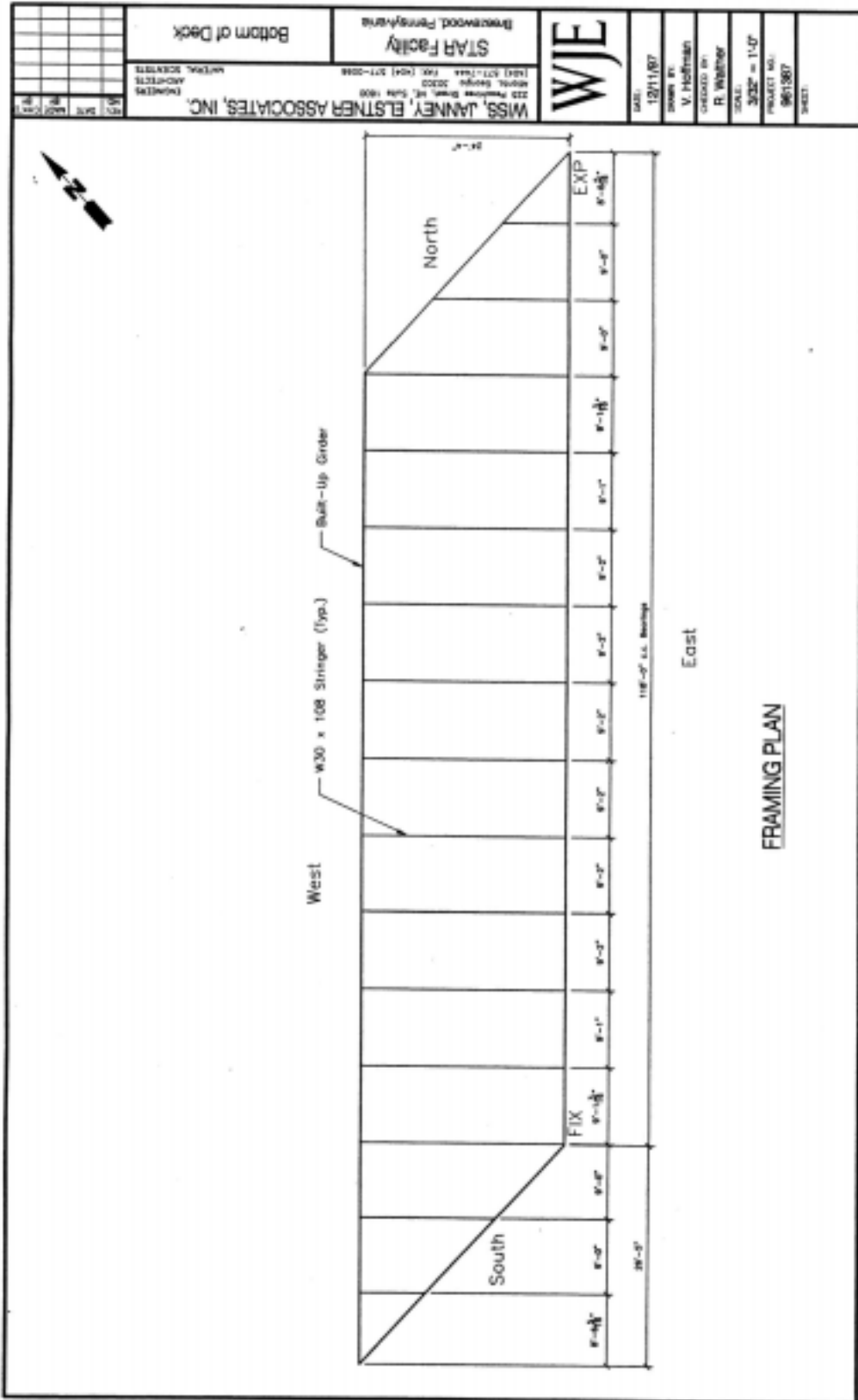




WJE DATE: 12/11/07 DRAWN BY: V. HORTON CHECKED BY: R. WATNER SCALE: 3/32" = 1'-0" PROJECT NO.: 0611307 SHEET:		WISS, JANNEY, ELSTNER ASSOCIATES, INC. 120 PENNSYLVANIA AVE., SUITE 1800 PHILADELPHIA, PA 19102 (215) 762-1000 FAX (215) 577-0088 ARCHT. DESIGN 2002 ENGINEERING 2003 INTERIORS 2004 EXTERIORS 2005 SPECIALTY CONTRACTS 2006	STAR Facility BRIDGEWOOD, PENNSYLVANIA	Elevations
--	--	---	--	-------------------

DATE PLOTTED: 12/11/07 10:58 AM
 PLOT SCALE: 3/32" = 1'-0"





SHEET SCALE: 3/8" = 1'-0"
 DATE: 10/11/07

WJE WOODWORKERS ENGINEERS ARCHITECTS INTERIORS	MISS, JANNEY, ELSTNER ASSOCIATES, INC. 220 RAYBURN DRIVE, ST. LOUIS, MO 63108 PHONE: (314) 433-2200 FAX: (314) 433-2208 BREWERWOOD, PENNSYLVANIA	STAR Facility Bottom of Deck	DATE: 10/11/07 DRAWN BY: V. Hoffmann CHECKED BY: R. Wiegand	SCALE: 3/8" = 1'-0" PROJECT NO.: 0611807 SHEET:
---	--	---------------------------------	---	---

Task B

Task B

Task B

Task B

Task B

Task B

Task B

Task B

Inspector ID:
Date:
Structure Type:

TASK B
Bridge B101A

OVERALL DECK CONDITION RATING: N 9 8 7 6 5 4 3 2 1 0

Comments: _____

<u>Deck Elements</u>	<u>Rating</u>										<u>Remarks</u>	
Wearing Surface	N	9	8	7	6	5	4	3	2	1	0	_____
Deck – Topside	N	9	8	7	6	5	4	3	2	1	0	_____
Deck – Underside	N	9	8	7	6	5	4	3	2	1	0	_____
SIP Forms	N	9	8	7	6	5	4	3	2	1	0	_____
Curbs	N	9	8	7	6	5	4	3	2	1	0	_____
Medians	N	9	8	7	6	5	4	3	2	1	0	_____
Sidewalks	N	9	8	7	6	5	4	3	2	1	0	_____
Parapets	N	9	8	7	6	5	4	3	2	1	0	_____
Railing	N	9	8	7	6	5	4	3	2	1	0	_____
Expansion Joints	N	9	8	7	6	5	4	3	2	1	0	_____
Drainage System	N	9	8	7	6	5	4	3	2	1	0	_____
Lighting	N	9	8	7	6	5	4	3	2	1	0	_____
Utilities	N	9	8	7	6	5	4	3	2	1	0	_____
_____	N	9	8	7	6	5	4	3	2	1	0	_____
_____	N	9	8	7	6	5	4	3	2	1	0	_____

Notes: _____

Inspector ID:

Date:

**TASK B
Bridge B101A**

OVERALL SUPERSTRUCTURE CONDITION RATING: N 9 8 7 6 5 4 3 2 1 0

Comments: _____

<u>Superstructure Elements</u>	<u>Rating</u>										<u>Remarks</u>	
Stringers	N	9	8	7	6	5	4	3	2	1	0	_____
Floorbeams	N	9	8	7	6	5	4	3	2	1	0	_____
Floor System Bracing	N	9	8	7	6	5	4	3	2	1	0	_____
Multibeams	N	9	8	7	6	5	4	3	2	1	0	_____
Girders	N	9	8	7	6	5	4	3	2	1	0	_____
Arches	N	9	8	7	6	5	4	3	2	1	0	_____
Cables	N	9	8	7	6	5	4	3	2	1	0	_____
Paint	N	9	8	7	6	5	4	3	2	1	0	_____
Bearing Devices	N	9	8	7	6	5	4	3	2	1	0	_____
Connections	N	9	8	7	6	5	4	3	2	1	0	_____
Welds	N	9	8	7	6	5	4	3	2	1	0	_____
_____	N	9	8	7	6	5	4	3	2	1	0	_____
_____	N	9	8	7	6	5	4	3	2	1	0	_____

Timber Decay _____

Concrete Deterioration _____

Steel Corrosion _____

Collision Damage _____

LL Deflection _____

Vibration _____

Member Alignment _____

Utilities _____

Notes: _____

Inspector ID:

Date:

**TASK B
Bridge B101A**

OVERALL SUBSTRUCTURE CONDITION RATING: N 9 8 7 6 5 4 3 2 1 0

Comments: _____

<u>Substructure Elements</u>	<u>Rating</u>										<u>Remarks</u>	
Abutments	N	9	8	7	6	5	4	3	2	1	0	_____
Piles	N	9	8	7	6	5	4	3	2	1	0	_____
Footing	N	9	8	7	6	5	4	3	2	1	0	_____
Stem	N	9	8	7	6	5	4	3	2	1	0	_____
Bearing Seat	N	9	8	7	6	5	4	3	2	1	0	_____
Backwall	N	9	8	7	6	5	4	3	2	1	0	_____
Wingwalls	N	9	8	7	6	5	4	3	2	1	0	_____
Piers and Bents	N	9	8	7	6	5	4	3	2	1	0	_____
Piles	N	9	8	7	6	5	4	3	2	1	0	_____
Footing	N	9	8	7	6	5	4	3	2	1	0	_____
Columns/Stem	N	9	8	7	6	5	4	3	2	1	0	_____
Cap	N	9	8	7	6	5	4	3	2	1	0	_____
_____	N	9	8	7	6	5	4	3	2	1	0	_____
_____	N	9	8	7	6	5	4	3	2	1	0	_____

Scour/Undermining _____

Settlement _____

Substructure Protection _____

Collision Damage _____

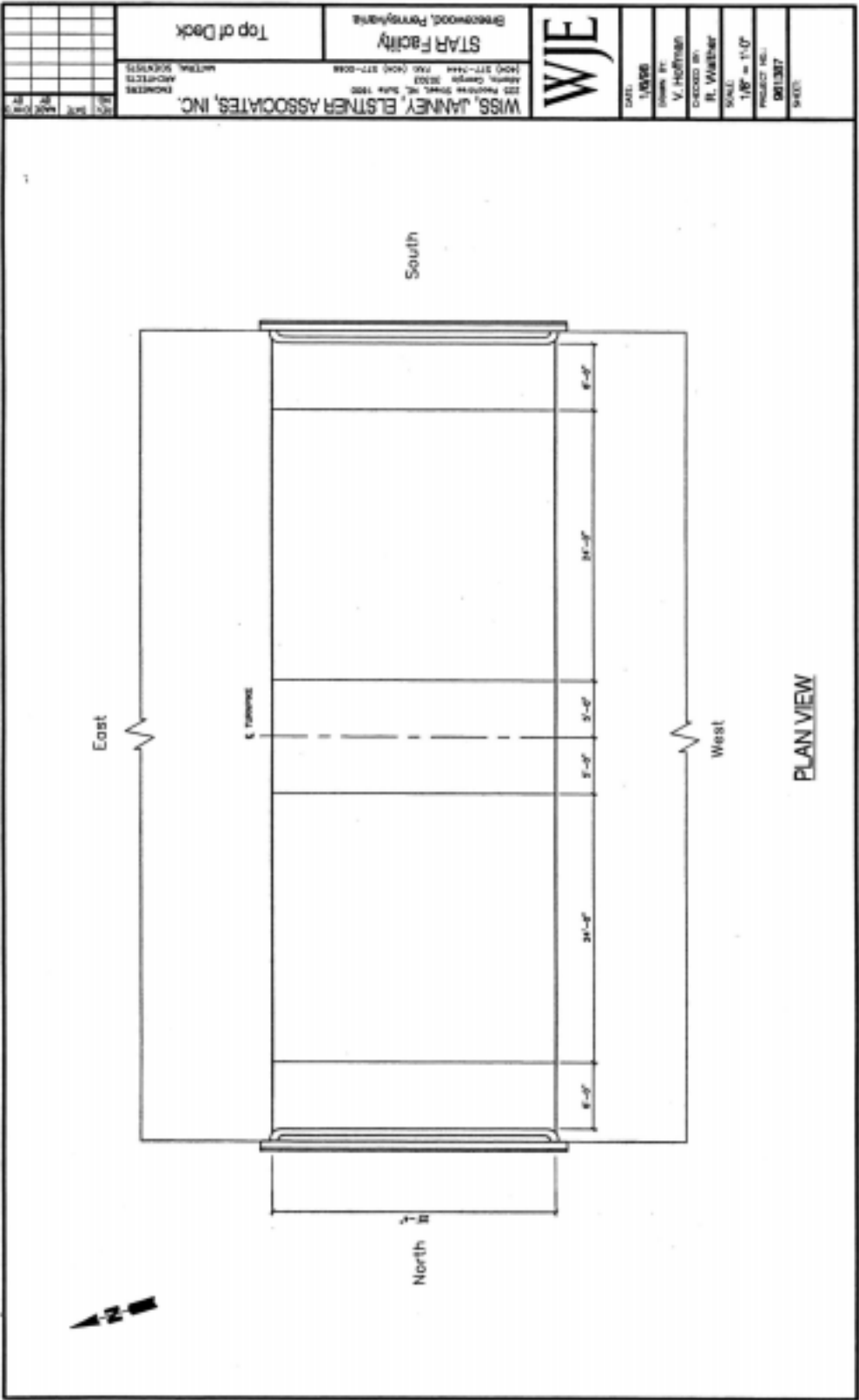
High-water Mark _____

Concrete Deterioration _____

Steel Corrosion _____

Paint _____

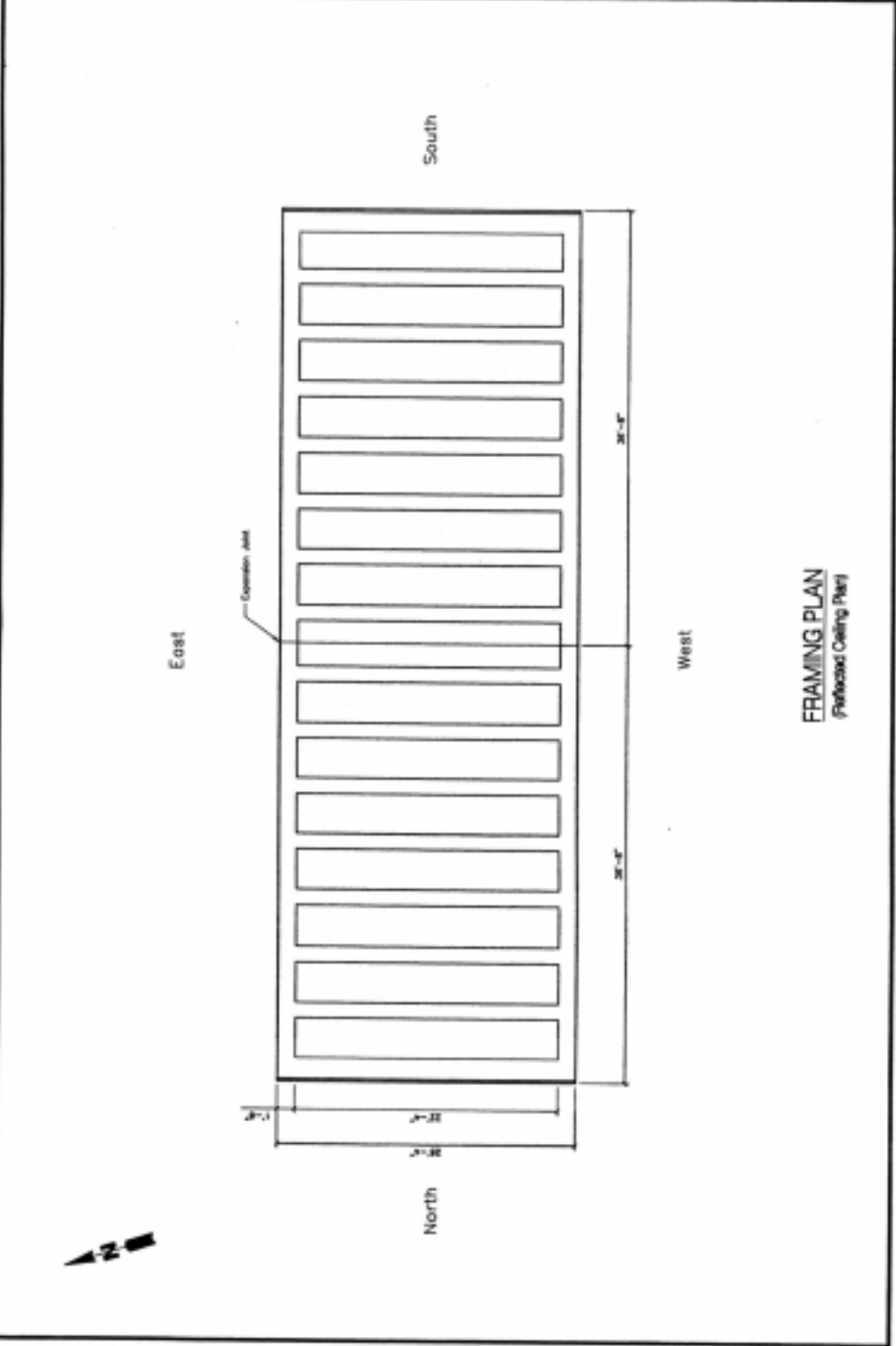
Notes: _____



WISS, JANNEY, ELSTNER ASSOCIATES, INC. ARCHITECTS 225 MARKET STREET, 2ND FLOOR, PHILADELPHIA, PA 19106 (215) 562-1200 FAX (215) 562-1201		WJE 1000 Locust St. Philadelphia, PA 19107 (215) 562-1200	DATE: 1/10/08
STAR Facility BRIDGEWOOD, Pennsylvania Top of Deck			DRAWN BY: V. Hoffmann CHECKED BY: R. Warner SCALE: 1/8" = 1'-0" PROJECT NO.: 081337 SHEET:

PHILADELPHIA, PA DEC 2008
 SHEET SCALE 1/8"=1'-0"

MISS, JANNY, ELSTNER ASSOCIATES, INC. 225 Phoenix Blvd., Suite 1000 South Orange, NJ 07073 (973) 271-1000 FAX (973) 271-0588 ARCHITECTS ENGINEERS		STAR Facility Brookwood, Pennsylvania	WJE 1/8/88 DRAWN BY: V. Hoffmann CHECKED BY: R. Wastner SCALE: 1/8" = 1'-0" PROJECT NO.: 001307 SHEET:
Bottom of Deck			

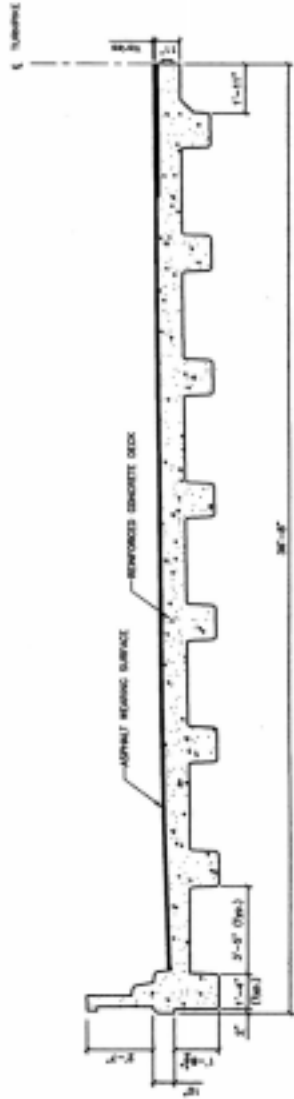


1/8" = 1'-0" SCALE
 SHEET NO. 001307-1

REV	DATE	BY	CHECKED	SCALE	PROJECT NO.	SHEET	WISS, JANNEY, ELSTNER ASSOCIATES, INC. 225 Peachtree Street, NE, Suite 1800 Atlanta, Georgia 30303 (404) 527-2444 Fax (404) 527-0998	STAR FACILITY BRIDGEWOOD PARKWAY/1875	Half Cross Section

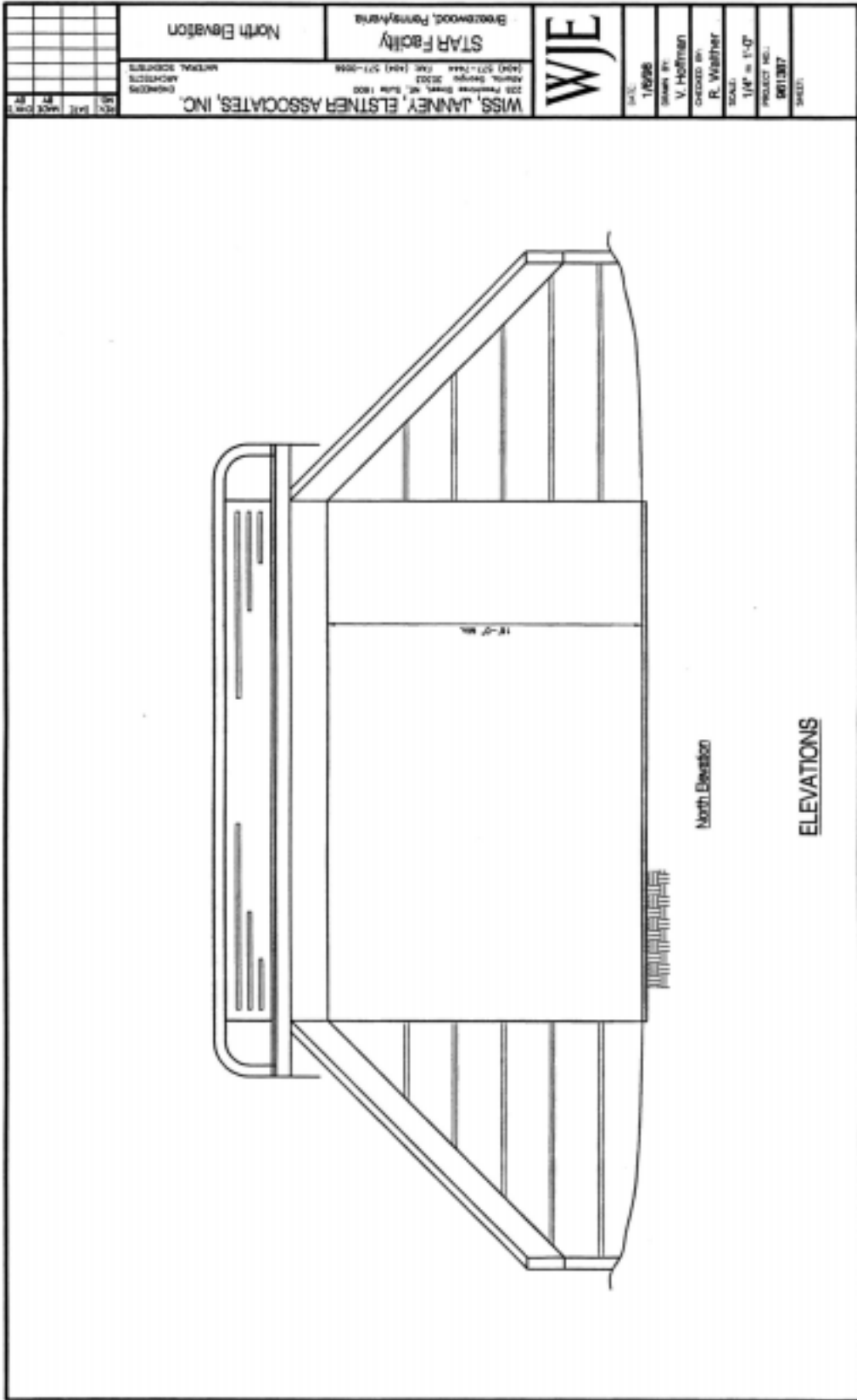
WJE

SCALE: 1/8" = 1'-0"
 DRAWN BY: V. Hoffman
 CHECKED BY: R. Webster
 PROJECT NO.: 0611307
 SHEET:

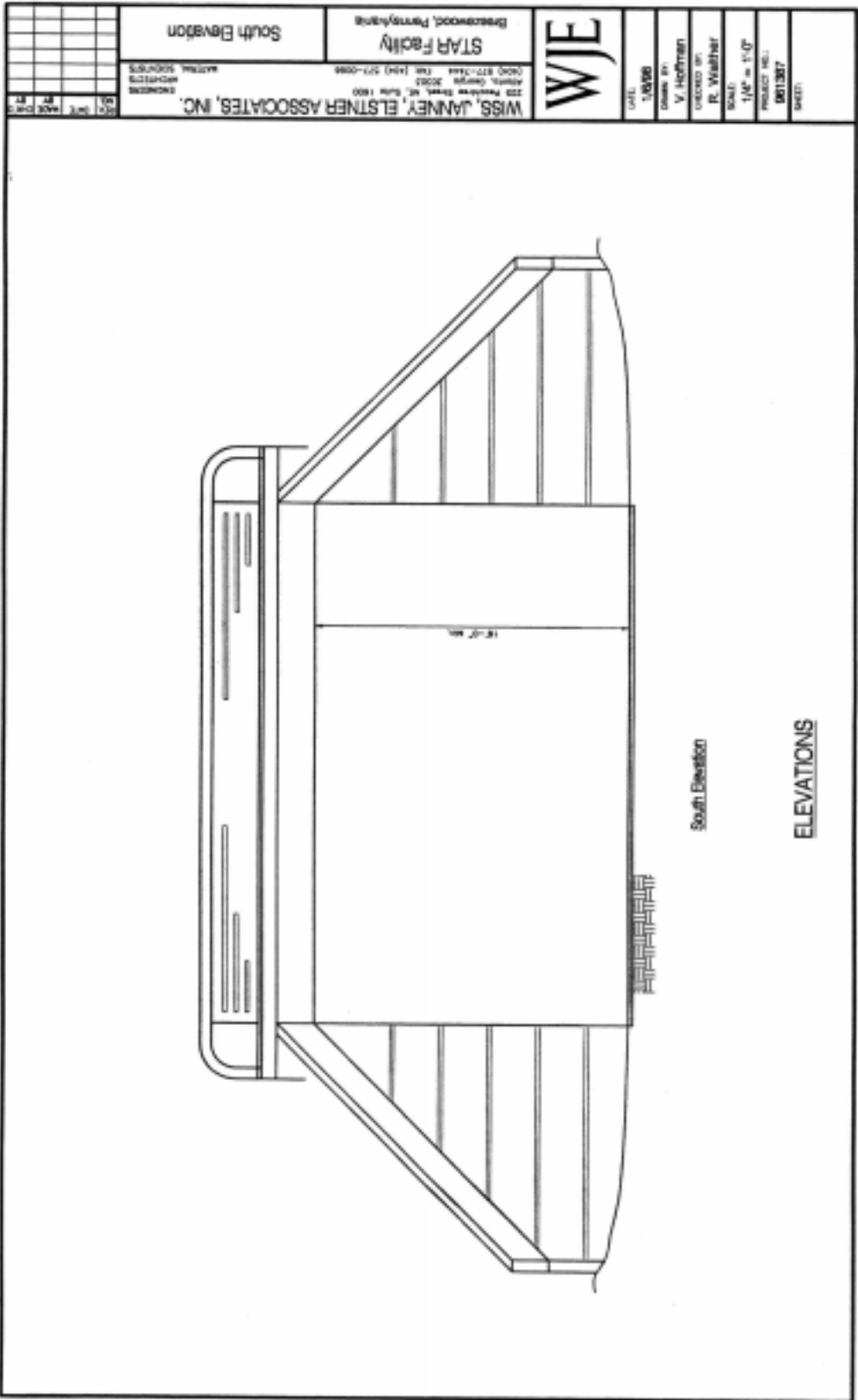


**HALF CROSS SECTION
 OF BRIDGE**

DATE: 11/11/06
 SHEET: 1/2 OF 2
 PROJECT: 0611307



1/24/08
 V. Hoffman
 R. Weather
 1/4" = 1'-0"
 0611307
 SHEET



NO.	DATE	BY	REVISION

South Elevation

STAR Facility
 Breaswood, Pennsylvania

WJE

DATE: 1/30/98
 DRAWN BY: V. Hoffmann
 CHECKED BY: R. Washbar
 SCALE: 1/4" = 1'-0"
 PROJECT NO.: 0601307
 SHEET:

South Elevation

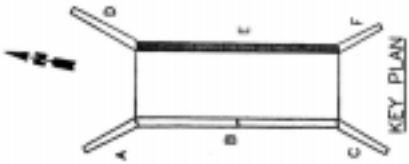
ELEVATIONS

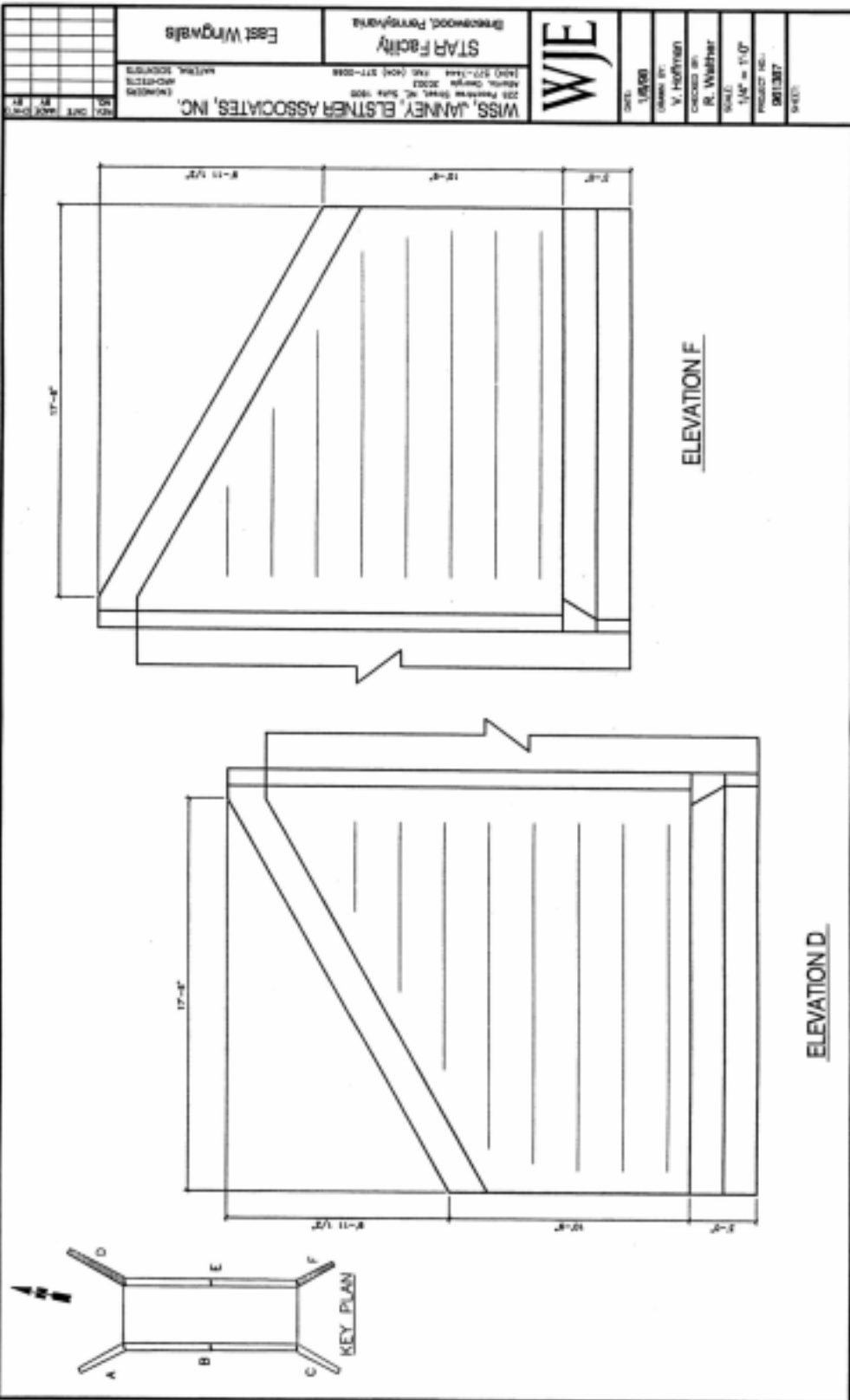
PRINTED AND PLOTTED BY: J. B. HARRIS

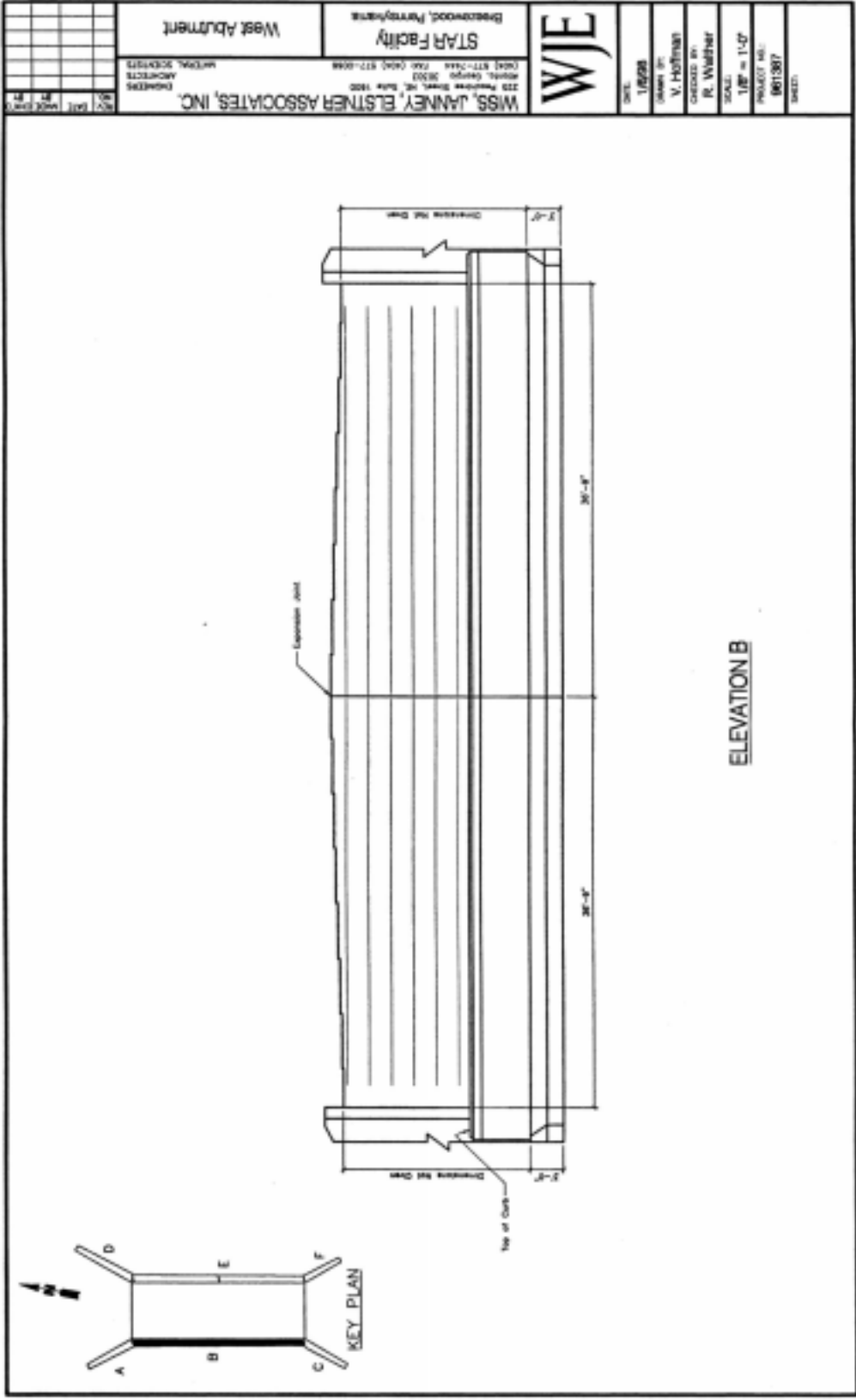
												WJE					
East Abutment				STAR Facility Blastwood, Pennsylvania				WISS, JANNEY, ELSTNER ASSOCIATES, INC. 125 FREDERICK STREET, 21ST FLOOR, BALTIMORE, MARYLAND 21201 (410) 528-2400 FAX (410) 527-0988 PROJECT NO. 081387 SHEET NO. 081387-1				DATE: 1/26/98 DRAWN BY: V. Hoffman CHECKED BY: R. Welter SCALE: 1/8" = 1'-0" PROJECT NO. 081387 SHEET					
NO.		DATE		BY		CHECKED										DATE	



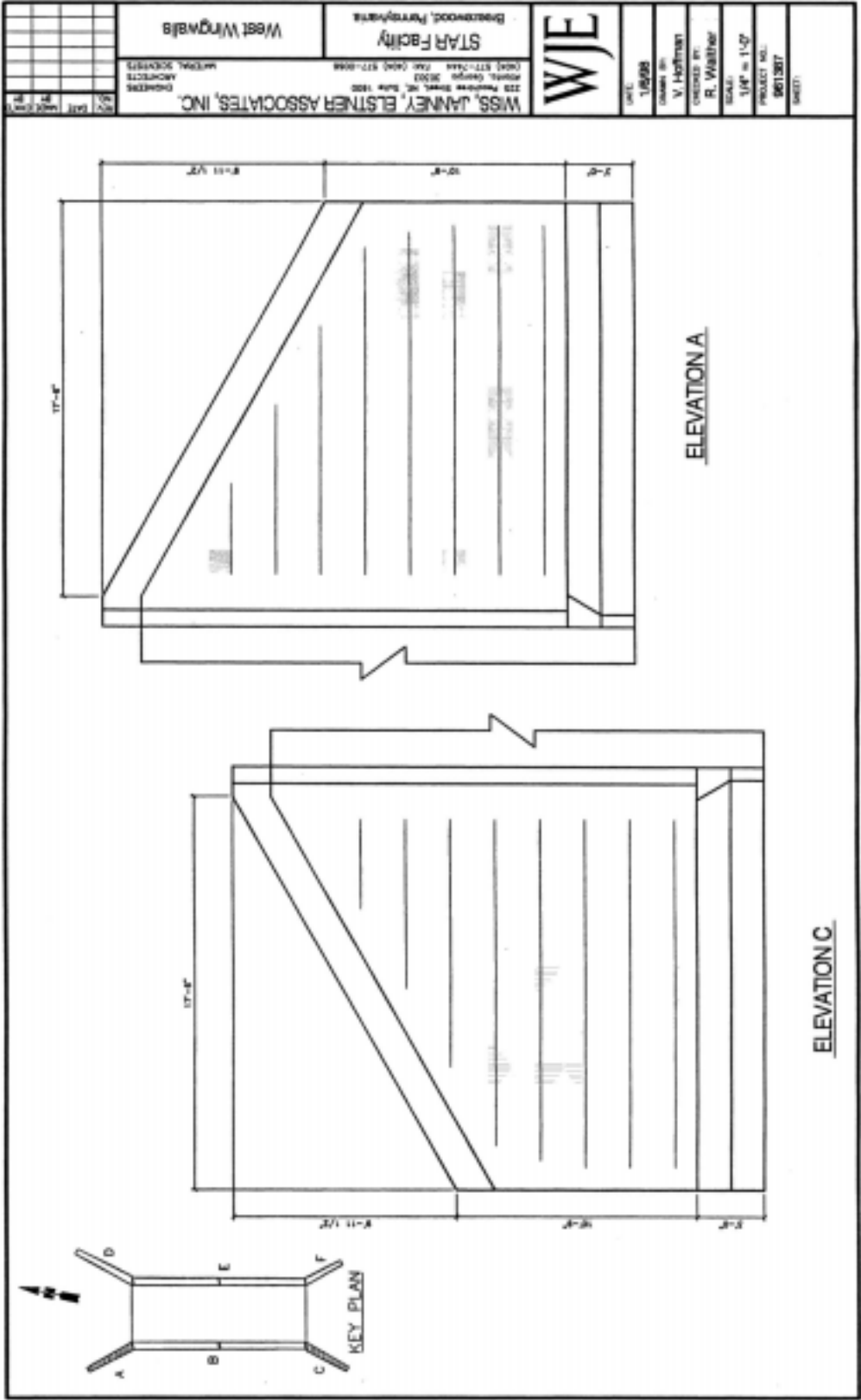
ELEVATION E







PLAN SCALE: 1/8" = 1'-0"
 SHEET SCALE: 1/8" = 1'-0"



MISS. JANNEY, ELSTNER ASSOCIATES, INC. ARCHITECTS
 220 PEACHTREE STREET, N.E. SUITE 1800
 ATLANTA, GEORGIA 30303
 PHONE: 404.527.2444 FAX: 404.527.0888

Task C

Task C

Task C

Task C

Task C

Task C

Task C

Task C

Inspector ID:
 Date:
 Structure Type:

TASK C
Bridge B111A

OVERALL DECK CONDITION RATING: N 9 8 7 6 5 4 3 2 1 0

Comments: _____

<u>Deck Elements</u>	<u>Rating</u>										<u>Remarks</u>	
Wearing Surface	N	9	8	7	6	5	4	3	2	1	0	_____
Deck – Topside	N	9	8	7	6	5	4	3	2	1	0	_____
Deck – Underside	N	9	8	7	6	5	4	3	2	1	0	_____
SIP Forms	N	9	8	7	6	5	4	3	2	1	0	_____
Curbs	N	9	8	7	6	5	4	3	2	1	0	_____
Medians	N	9	8	7	6	5	4	3	2	1	0	_____
Sidewalks	N	9	8	7	6	5	4	3	2	1	0	_____
Parapets	N	9	8	7	6	5	4	3	2	1	0	_____
Railing	N	9	8	7	6	5	4	3	2	1	0	_____
Expansion Joints	N	9	8	7	6	5	4	3	2	1	0	_____
Drainage System	N	9	8	7	6	5	4	3	2	1	0	_____
Lighting	N	9	8	7	6	5	4	3	2	1	0	_____
Utilities	N	9	8	7	6	5	4	3	2	1	0	_____
_____	N	9	8	7	6	5	4	3	2	1	0	_____
_____	N	9	8	7	6	5	4	3	2	1	0	_____

Notes: _____

Inspector ID:

Date:

TASK C
Bridge B111A

OVERALL SUPERSTRUCTURE CONDITION RATING: N 9 8 7 6 5 4 3 2 1 0

Comments: _____

<u>Superstructure Elements</u>	<u>Rating</u>										<u>Remarks</u>	
Stringers	N	9	8	7	6	5	4	3	2	1	0	_____
Floorbeams	N	9	8	7	6	5	4	3	2	1	0	_____
Floor System Bracing	N	9	8	7	6	5	4	3	2	1	0	_____
Multibeams	N	9	8	7	6	5	4	3	2	1	0	_____
Girders	N	9	8	7	6	5	4	3	2	1	0	_____
Arches	N	9	8	7	6	5	4	3	2	1	0	_____
Cables	N	9	8	7	6	5	4	3	2	1	0	_____
Paint	N	9	8	7	6	5	4	3	2	1	0	_____
Bearing Devices	N	9	8	7	6	5	4	3	2	1	0	_____
Connections	N	9	8	7	6	5	4	3	2	1	0	_____
Welds	N	9	8	7	6	5	4	3	2	1	0	_____
_____	N	9	8	7	6	5	4	3	2	1	0	_____
_____	N	9	8	7	6	5	4	3	2	1	0	_____

Timber Decay _____

Concrete Deterioration _____

Steel Corrosion _____

Collision Damage _____

LL Deflection _____

Vibration _____

Member Alignment _____

Utilities _____

Notes: _____

Inspector ID:

Date:

TASK C
Bridge B111A

OVERALL SUBSTRUCTURE CONDITION RATING: N 9 8 7 6 5 4 3 2 1 0

Comments: _____

Substructure Elements	Rating										Remarks	
Abutments	N	9	8	7	6	5	4	3	2	1	0	_____
Piles	N	9	8	7	6	5	4	3	2	1	0	_____
Footing	N	9	8	7	6	5	4	3	2	1	0	_____
Stem	N	9	8	7	6	5	4	3	2	1	0	_____
Bearing Seat	N	9	8	7	6	5	4	3	2	1	0	_____
Backwall	N	9	8	7	6	5	4	3	2	1	0	_____
Wingwalls	N	9	8	7	6	5	4	3	2	1	0	_____
Piers and Bents	N	9	8	7	6	5	4	3	2	1	0	_____
Piles	N	9	8	7	6	5	4	3	2	1	0	_____
Footing	N	9	8	7	6	5	4	3	2	1	0	_____
Columns/Stem	N	9	8	7	6	5	4	3	2	1	0	_____
Cap	N	9	8	7	6	5	4	3	2	1	0	_____
_____	N	9	8	7	6	5	4	3	2	1	0	_____
_____	N	9	8	7	6	5	4	3	2	1	0	_____

Scour/Undermining _____

Settlement _____

Substructure Protection _____

Collision Damage _____

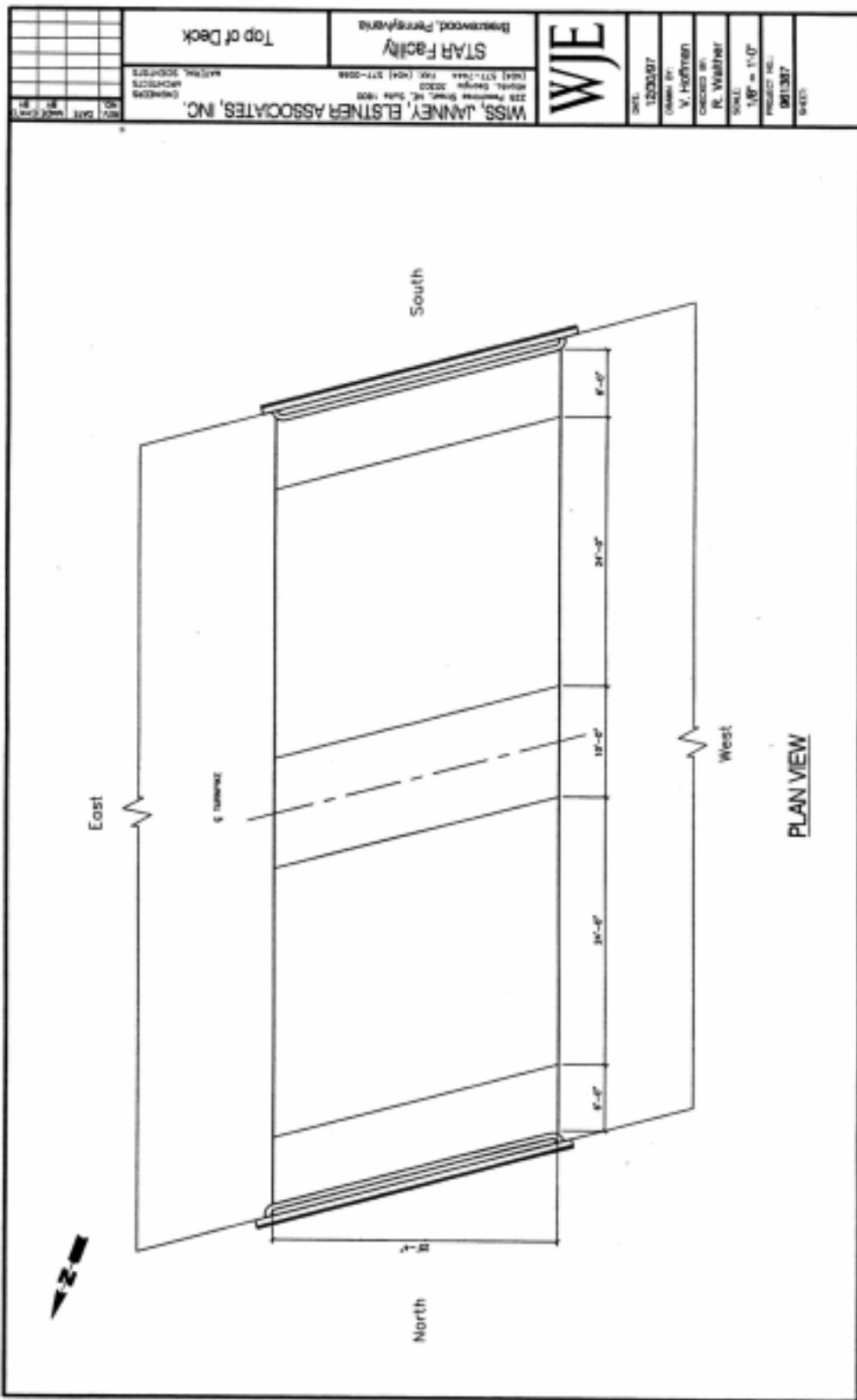
High-water Mark _____

Concrete Deterioration _____

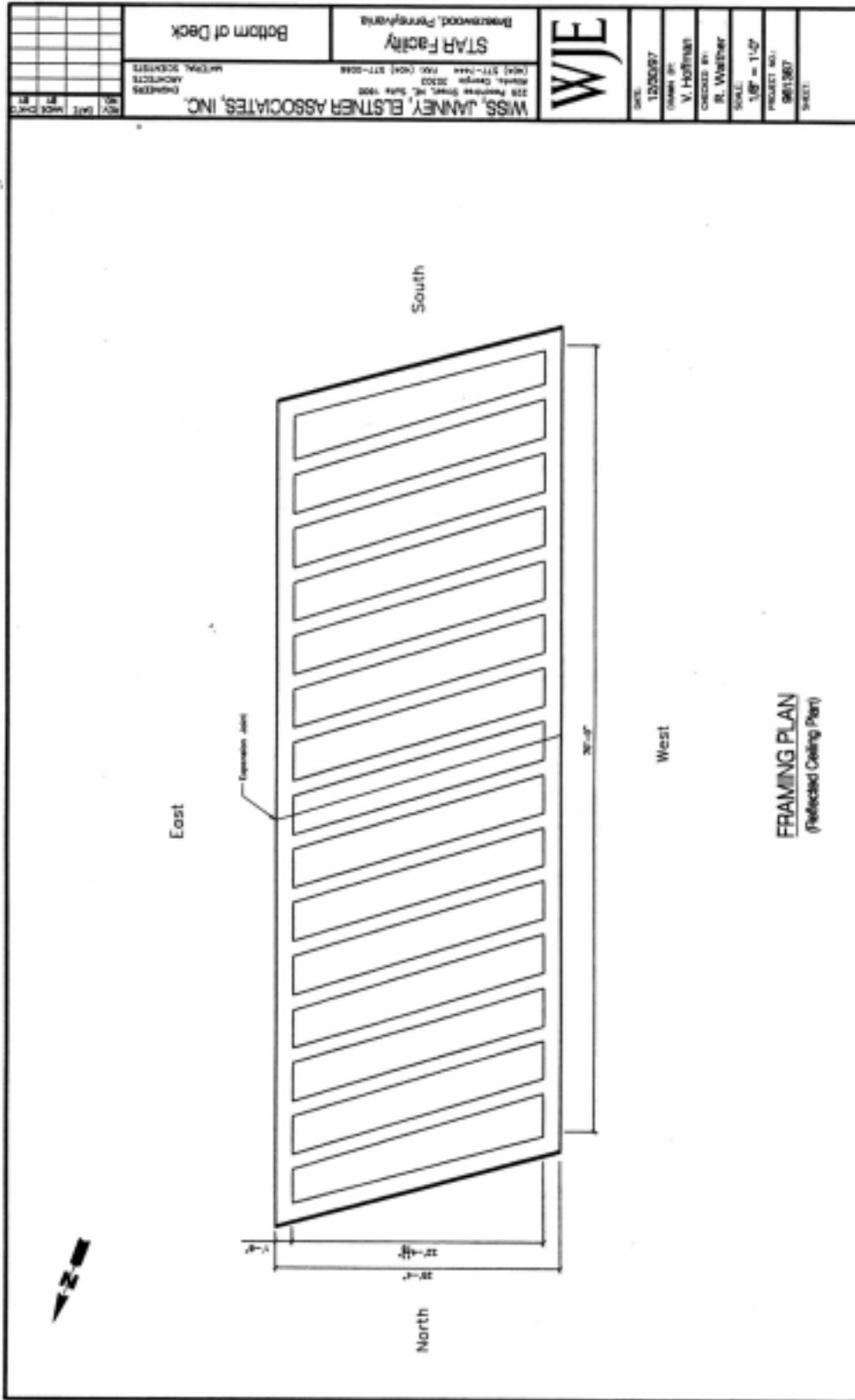
Steel Corrosion _____

Paint _____

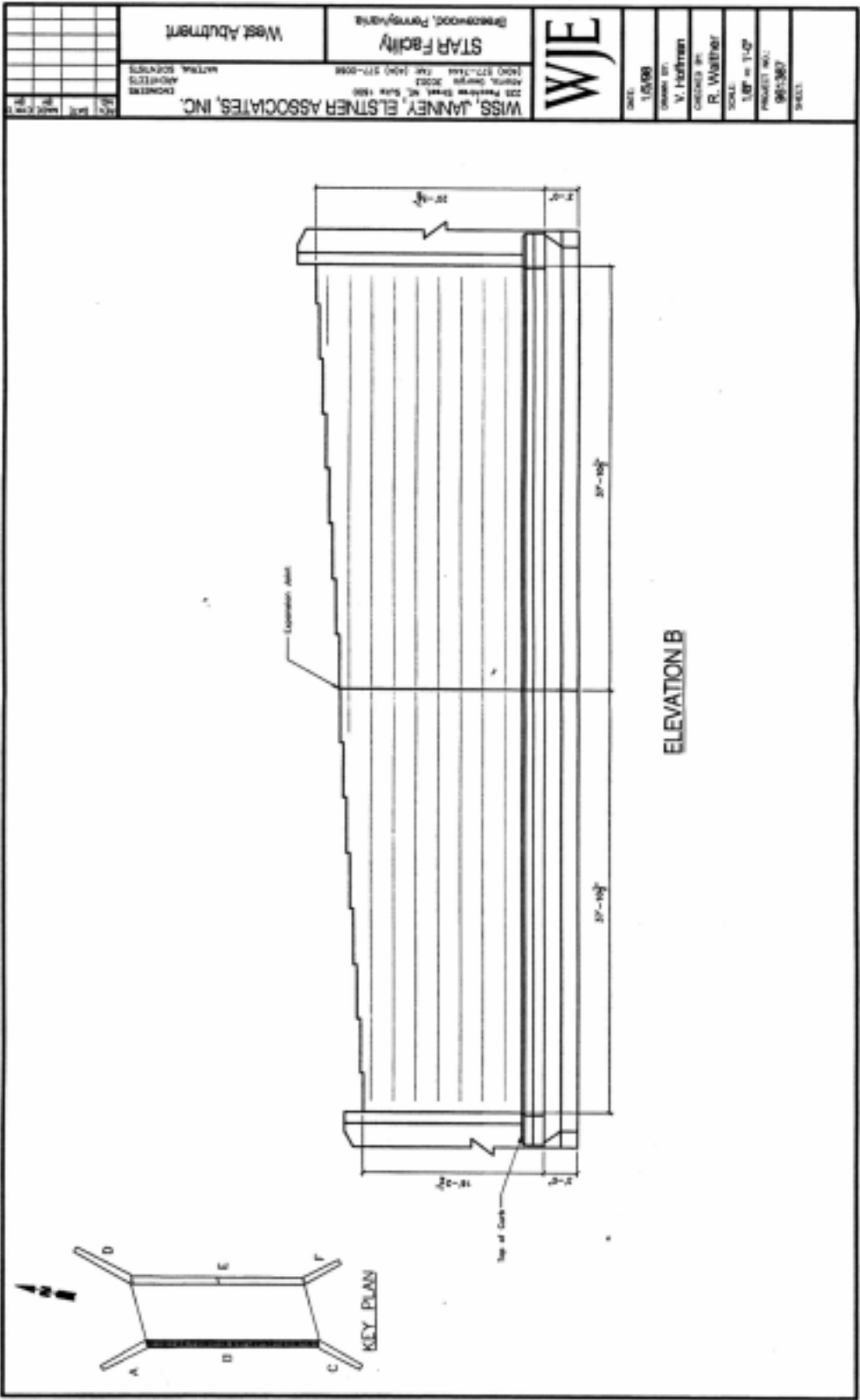
Notes: _____



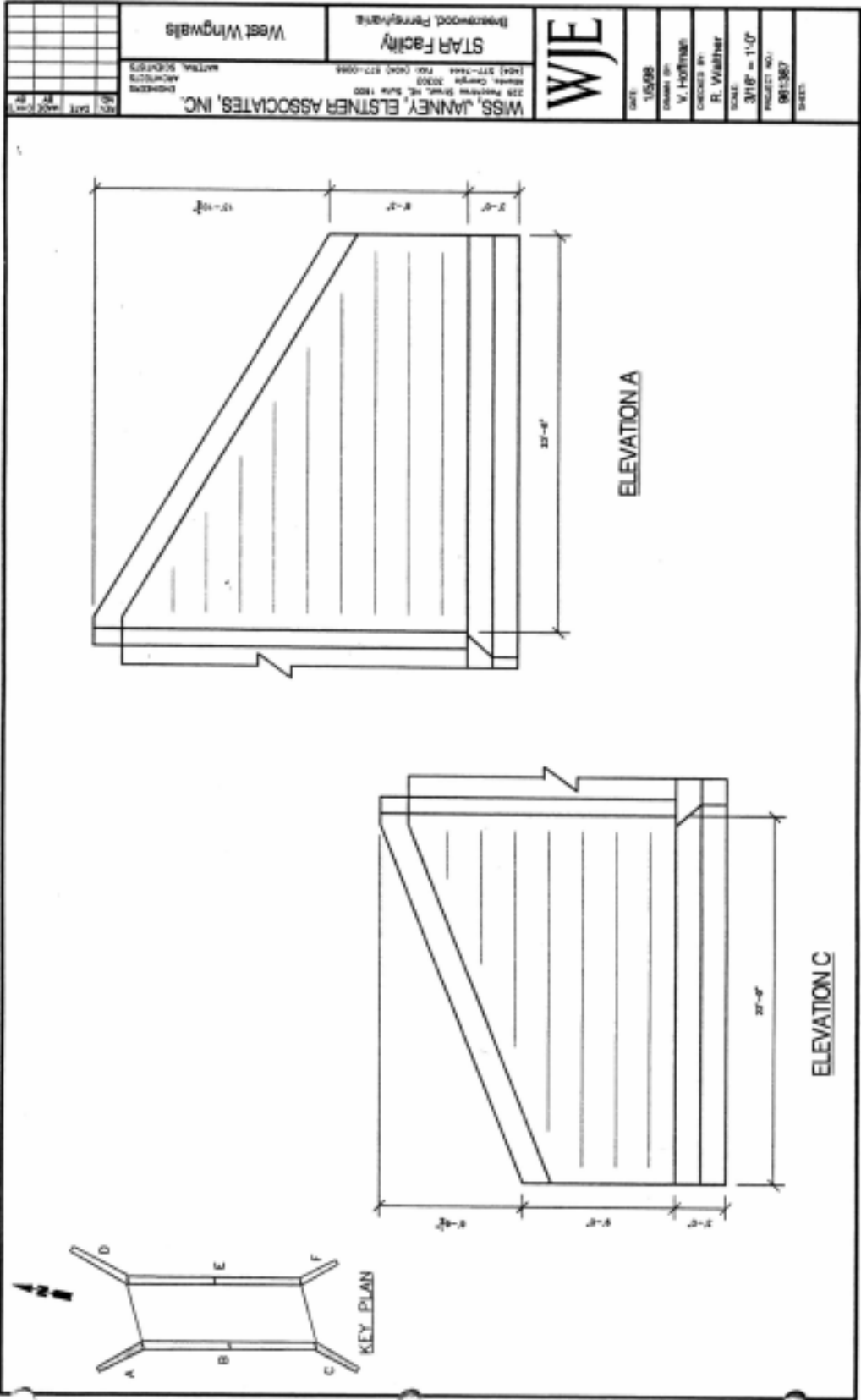
WJE WOOD JOINT ENGINEERS 225 Peachtree Street, N.E., Suite 1000 Atlanta, Georgia 30303 (404) 577-7544 (Fax) (404) 577-0588 www.wje.com		STAR Facility Benswood, Pennsylvania	Top of Deck
MISS, JANNEY, ELSTNER ASSOCIATES, INC. 225 Peachtree Street, N.E., Suite 1000 Atlanta, Georgia 30303 (404) 577-7544 (Fax) (404) 577-0588 www.mja.com	SHEET NO. 0811387 PROJECT NO. 0811387 SCALE: 1/8" = 1'-0" DATE: 08/13/07 CHECKED BY: R. Walther DRAWN BY: V. Hoffman		

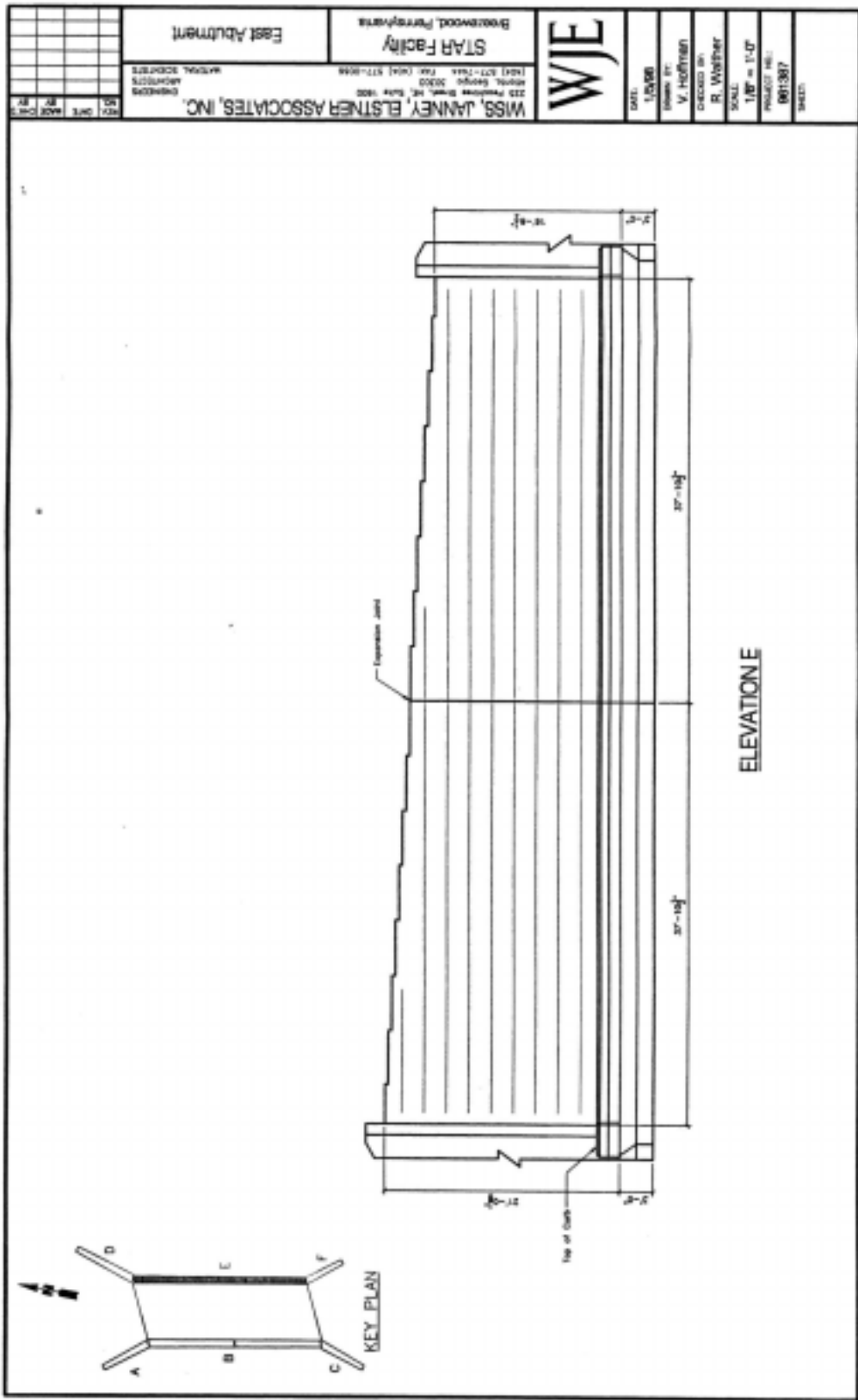


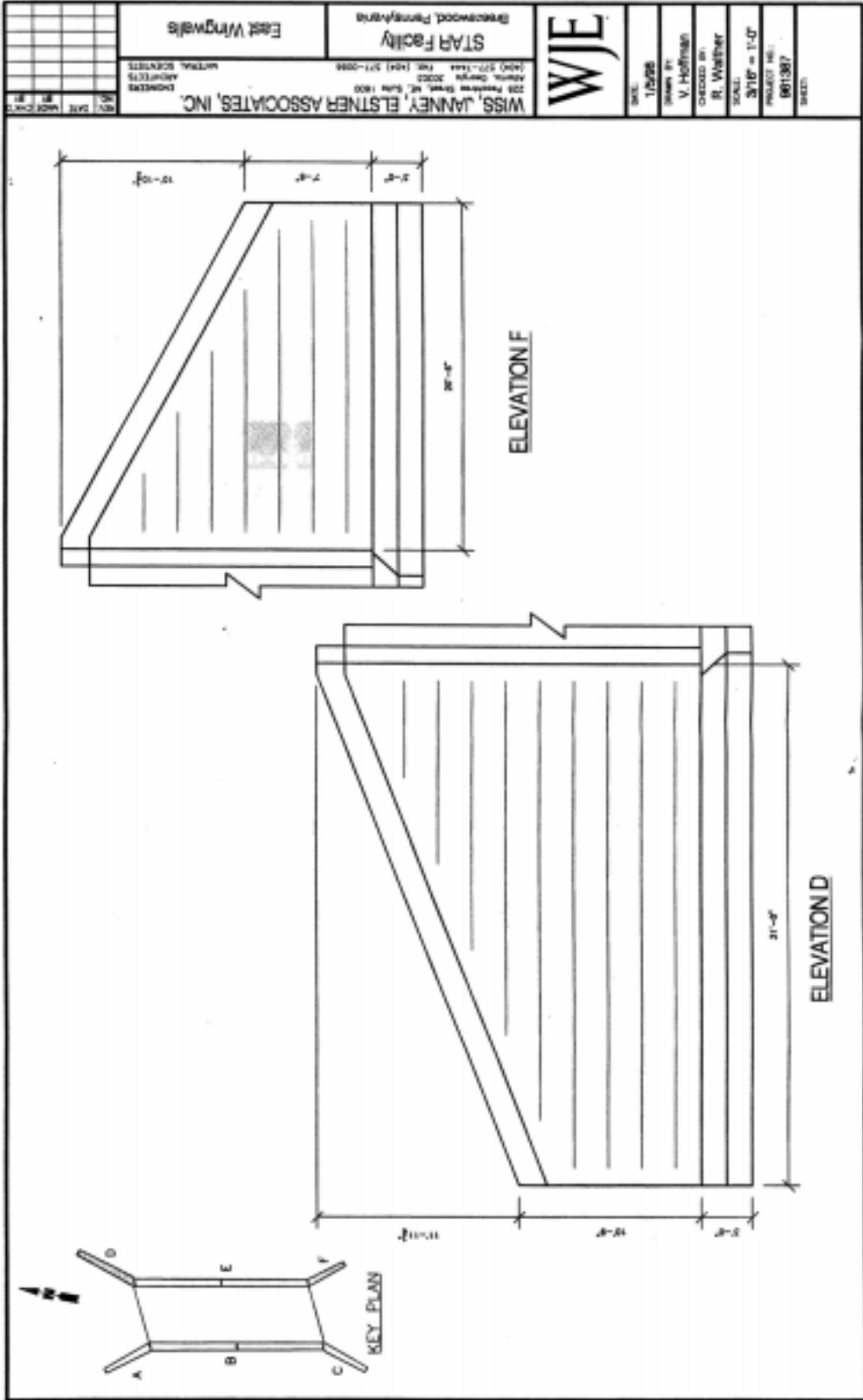
PAPER WITH THIS JOB LOCKED
 SETS SOLD SEPARATELY



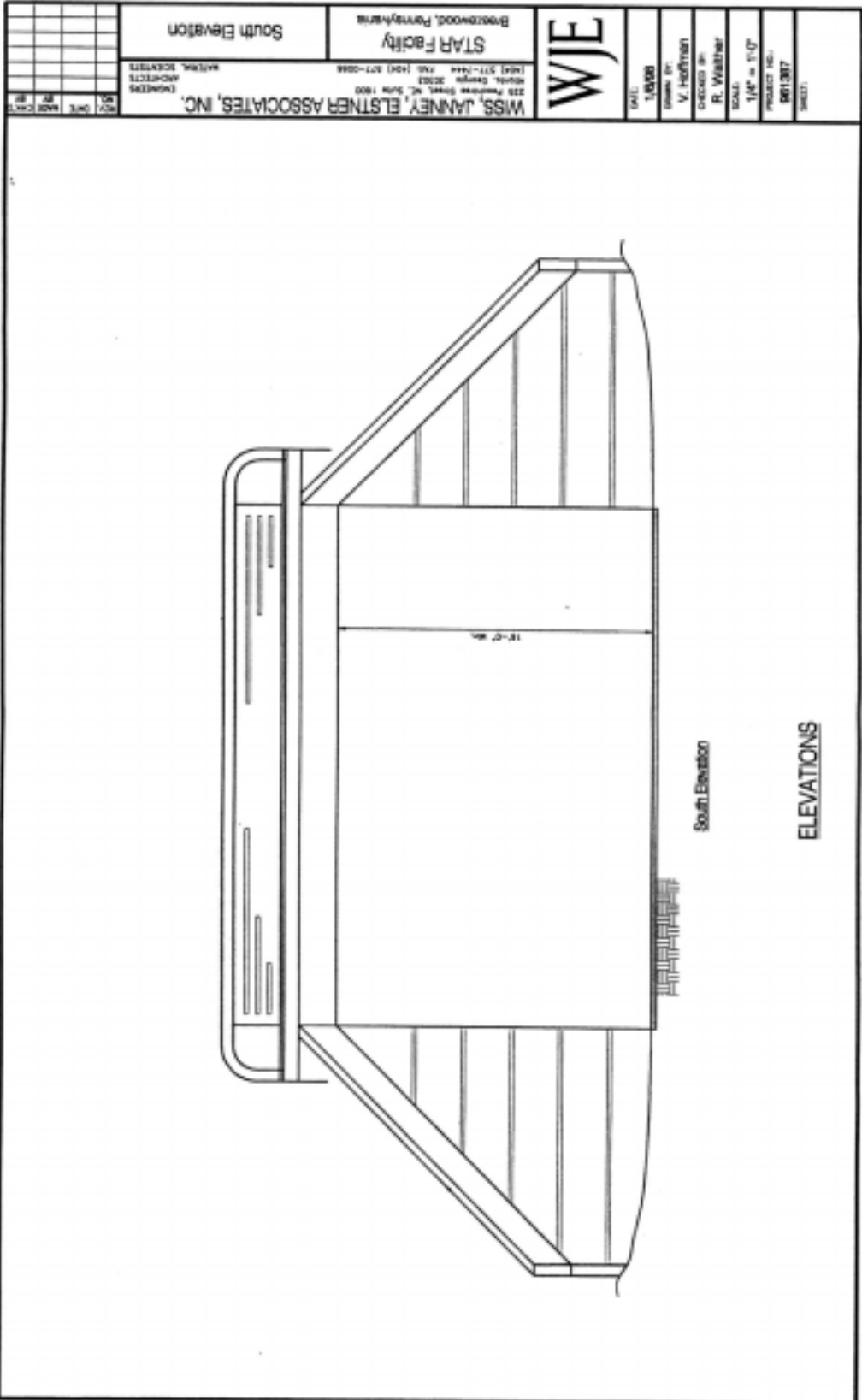
1/11/08 11:11 AM WEST JEFFERSON
 SHEET SCALE: 1/8" = 1'-0"



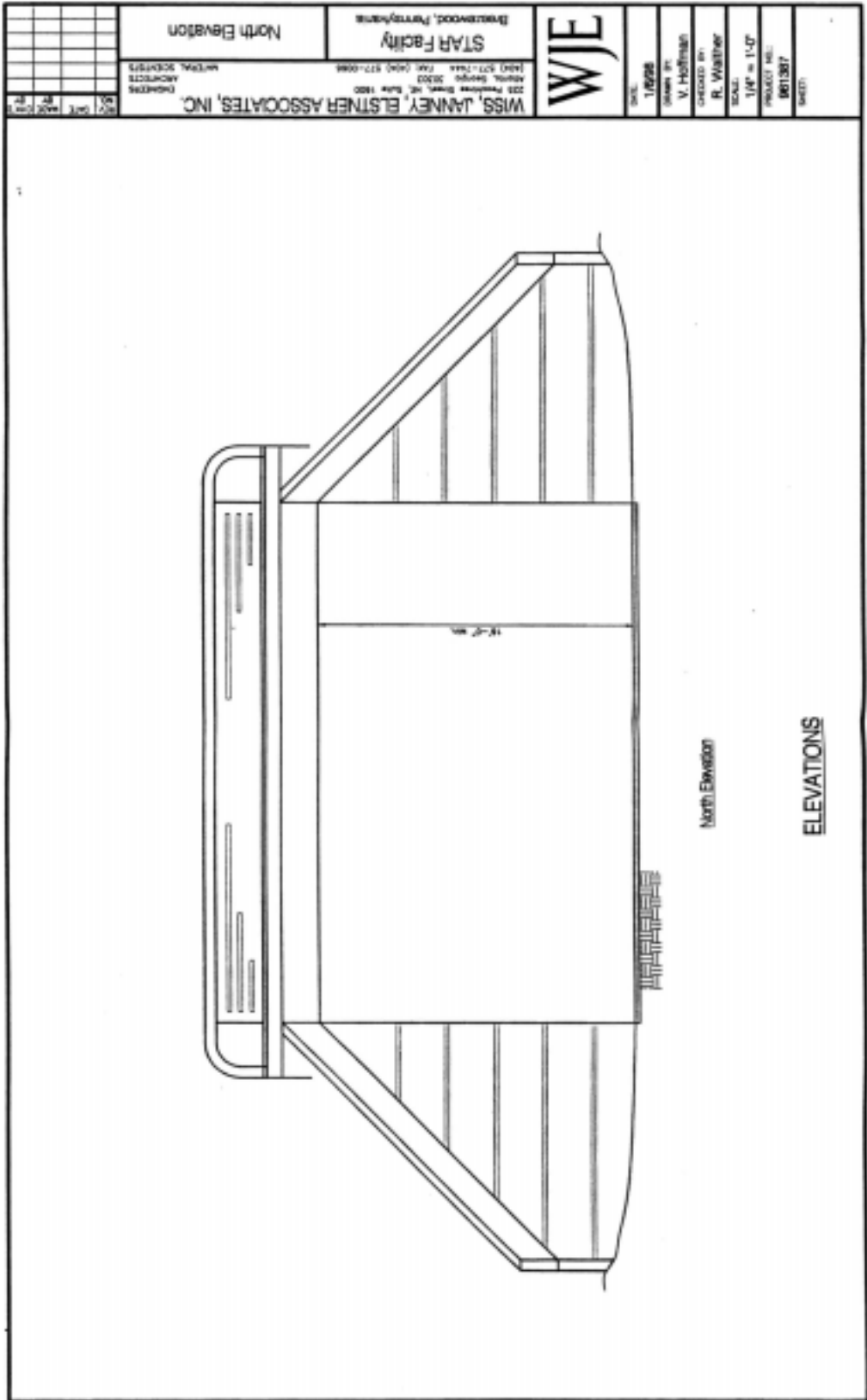




P:\PROJECTS\DRAWINGS\071711\071711.dwg, JMC, DWG
 SHEET SCALE: 3/16" = 1'-0"

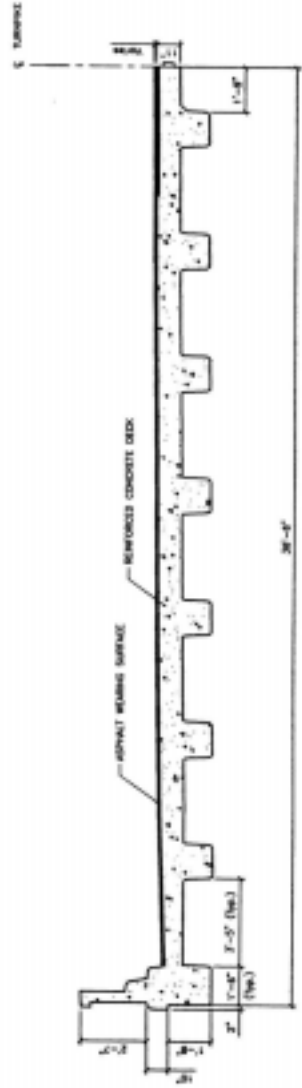


2-11-08 11:52 AM
 SHEET SCALE: 1/4" = 1'-0"



1/25/98 11:11 AM
 0013387

MISS, JANNEY, ELSTNER ASSOCIATES, INC. ENGINEERS 235 FAYETTE STREET, N.E. SUITE 1800 ATLANTA, GEORGIA 30303 (404) 527-1444 FAX (404) 527-0998		STAR Facility BRIDGEWOOD, PENNSYLVANIA		WJE	
SHEET NO. 10 OF 10 DATE 01/11/07		SHEET TITLE Half Cross Section		SHEET NO. BR10307	
PROJECT NO. BR10307		SCALE 1/4" = 1'-0"		CHECKED BY R. Weather	
DRAWN BY V. Hoffman		DATE 12/21/07		PROJECT NO. BR10307	



HALF CROSS SECTION
OF BRIDGE

DATE PLOTTED: 1/11/07
 SHEET TITLE: BR10307

Task D

Task D

Task D

Task D

Task D

Task D

Task D

Task D

Inspector ID:

Date:

TASK D
Bridge B543

OVERALL SUPERSTRUCTURE CONDITION RATING: N 9 8 7 6 5 4 3 2 1 0

Comments: _____

<u>Superstructure Elements</u>	<u>Rating</u>										<u>Remarks</u>	
Stringers	N	9	8	7	6	5	4	3	2	1	0	_____
Floorbeams	N	9	8	7	6	5	4	3	2	1	0	_____
Floor System Bracing	N	9	8	7	6	5	4	3	2	1	0	_____
Multibeams	N	9	8	7	6	5	4	3	2	1	0	_____
Girders	N	9	8	7	6	5	4	3	2	1	0	_____
Arches	N	9	8	7	6	5	4	3	2	1	0	_____
Cables	N	9	8	7	6	5	4	3	2	1	0	_____
Paint	N	9	8	7	6	5	4	3	2	1	0	_____
Bearing Devices	N	9	8	7	6	5	4	3	2	1	0	_____
Connections	N	9	8	7	6	5	4	3	2	1	0	_____
Welds	N	9	8	7	6	5	4	3	2	1	0	_____
_____	N	9	8	7	6	5	4	3	2	1	0	_____
_____	N	9	8	7	6	5	4	3	2	1	0	_____

Timber Decay _____

Concrete Deterioration _____

Steel Corrosion _____

Collision Damage _____

LL Deflection _____

Vibration _____

Member Alignment _____

Utilities _____

Notes: _____

Inspector ID:

Date:

TASK D
Bridge B543

OVERALL SUBSTRUCTURE CONDITION RATING: N 9 8 7 6 5 4 3 2 1 0

Comments: _____

Substructure Elements	Rating										Remarks	
Abutments	N	9	8	7	6	5	4	3	2	1	0	_____
Piles	N	9	8	7	6	5	4	3	2	1	0	_____
Footing	N	9	8	7	6	5	4	3	2	1	0	_____
Stem	N	9	8	7	6	5	4	3	2	1	0	_____
Bearing Seat	N	9	8	7	6	5	4	3	2	1	0	_____
Backwall	N	9	8	7	6	5	4	3	2	1	0	_____
Wingwalls	N	9	8	7	6	5	4	3	2	1	0	_____
Piers and Bents	N	9	8	7	6	5	4	3	2	1	0	_____
Piles	N	9	8	7	6	5	4	3	2	1	0	_____
Footing	N	9	8	7	6	5	4	3	2	1	0	_____
Columns/Stem	N	9	8	7	6	5	4	3	2	1	0	_____
Cap	N	9	8	7	6	5	4	3	2	1	0	_____
_____	N	9	8	7	6	5	4	3	2	1	0	_____
_____	N	9	8	7	6	5	4	3	2	1	0	_____

Scour/Undermining _____

Settlement _____

Substructure Protection _____

Collision Damage _____

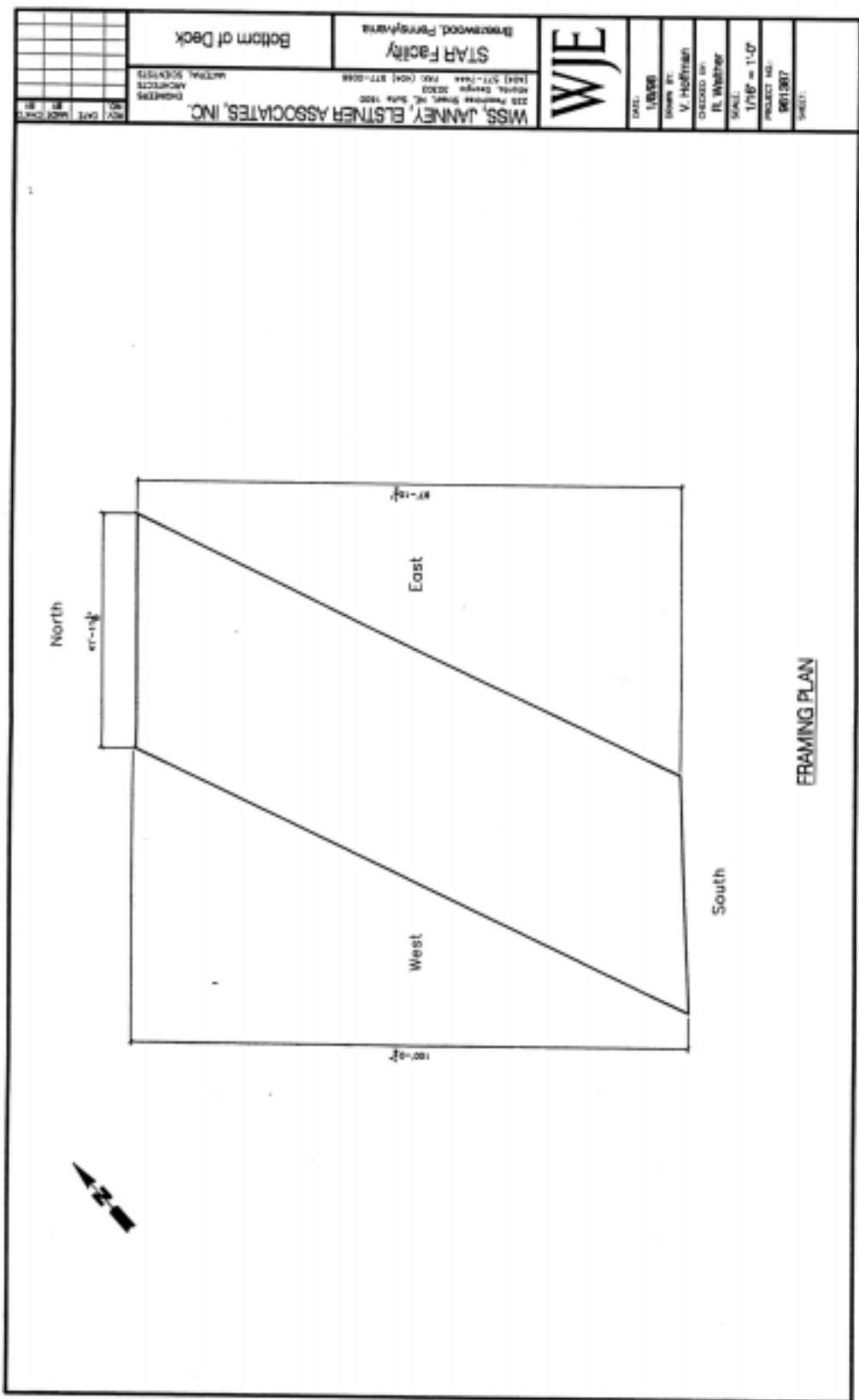
High-water Mark _____

Concrete Deterioration _____

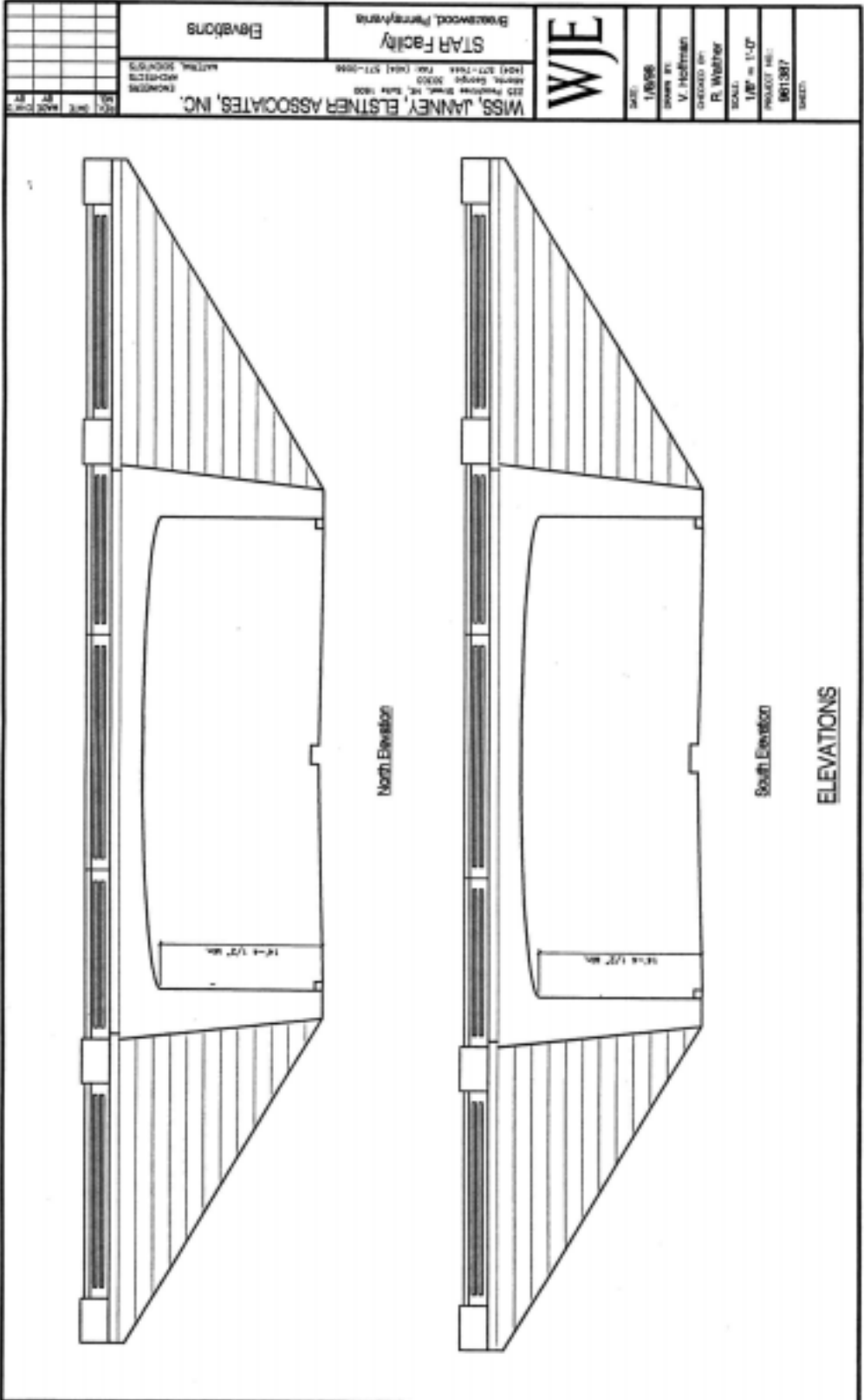
Steel Corrosion _____

Paint _____

Notes: _____



<table border="1" style="width: 100%; border-collapse: collapse;"> <tr><td style="width: 20px; height: 20px;"></td><td style="width: 20px; height: 20px;"></td><td style="width: 20px; height: 20px;"></td><td style="width: 20px; height: 20px;"></td><td style="width: 20px; height: 20px;"></td></tr> <tr><td style="width: 20px; height: 20px;"></td><td style="width: 20px; height: 20px;"></td><td style="width: 20px; height: 20px;"></td><td style="width: 20px; height: 20px;"></td><td style="width: 20px; height: 20px;"></td></tr> <tr><td style="width: 20px; height: 20px;"></td><td style="width: 20px; height: 20px;"></td><td style="width: 20px; height: 20px;"></td><td style="width: 20px; height: 20px;"></td><td style="width: 20px; height: 20px;"></td></tr> <tr><td style="width: 20px; height: 20px;"></td><td style="width: 20px; height: 20px;"></td><td style="width: 20px; height: 20px;"></td><td style="width: 20px; height: 20px;"></td><td style="width: 20px; height: 20px;"></td></tr> <tr><td style="width: 20px; height: 20px;"></td><td style="width: 20px; height: 20px;"></td><td style="width: 20px; height: 20px;"></td><td style="width: 20px; height: 20px;"></td><td style="width: 20px; height: 20px;"></td></tr> <tr><td style="width: 20px; height: 20px;"></td><td style="width: 20px; height: 20px;"></td><td style="width: 20px; height: 20px;"></td><td style="width: 20px; height: 20px;"></td><td style="width: 20px; height: 20px;"></td></tr> <tr><td style="width: 20px; height: 20px;"></td><td style="width: 20px; height: 20px;"></td><td style="width: 20px; height: 20px;"></td><td style="width: 20px; height: 20px;"></td><td style="width: 20px; height: 20px;"></td></tr> <tr><td style="width: 20px; height: 20px;"></td><td style="width: 20px; height: 20px;"></td><td style="width: 20px; height: 20px;"></td><td style="width: 20px; height: 20px;"></td><td style="width: 20px; height: 20px;"></td></tr> <tr><td style="width: 20px; height: 20px;"></td><td style="width: 20px; height: 20px;"></td><td style="width: 20px; height: 20px;"></td><td style="width: 20px; height: 20px;"></td><td style="width: 20px; height: 20px;"></td></tr> <tr><td style="width: 20px; height: 20px;"></td><td style="width: 20px; height: 20px;"></td><td style="width: 20px; height: 20px;"></td><td style="width: 20px; height: 20px;"></td><td style="width: 20px; height: 20px;"></td></tr> </table>																																																			<p style="text-align: center;">STAR Facility Brynwood, Pennsylvania</p> <p style="text-align: center;">WJE</p> <p style="text-align: center;">DATE: 1/18/88 DRAWN BY: V. Hoffmann CHECKED BY: R. Webster SCALE: 1/16" = 1'-0" PROJECT NO.: 961387 SHEET:</p>	<p style="text-align: center;">MISS JANNY, ELSTNER ASSOCIATES, INC. 225 Franklin Street, St. Paul, MN 55102 PHONE: (612) 291-2200 FAX: (612) 291-2244 ARCHITECTS STRUCTURAL ENGINEERS</p> <p style="text-align: center;">DRAWN BY: [blank] CHECKED BY: [blank] DATE: [blank] SCALE: [blank] PROJECT NO.: [blank] SHEET: [blank]</p>
Bottom of Deck																																																				

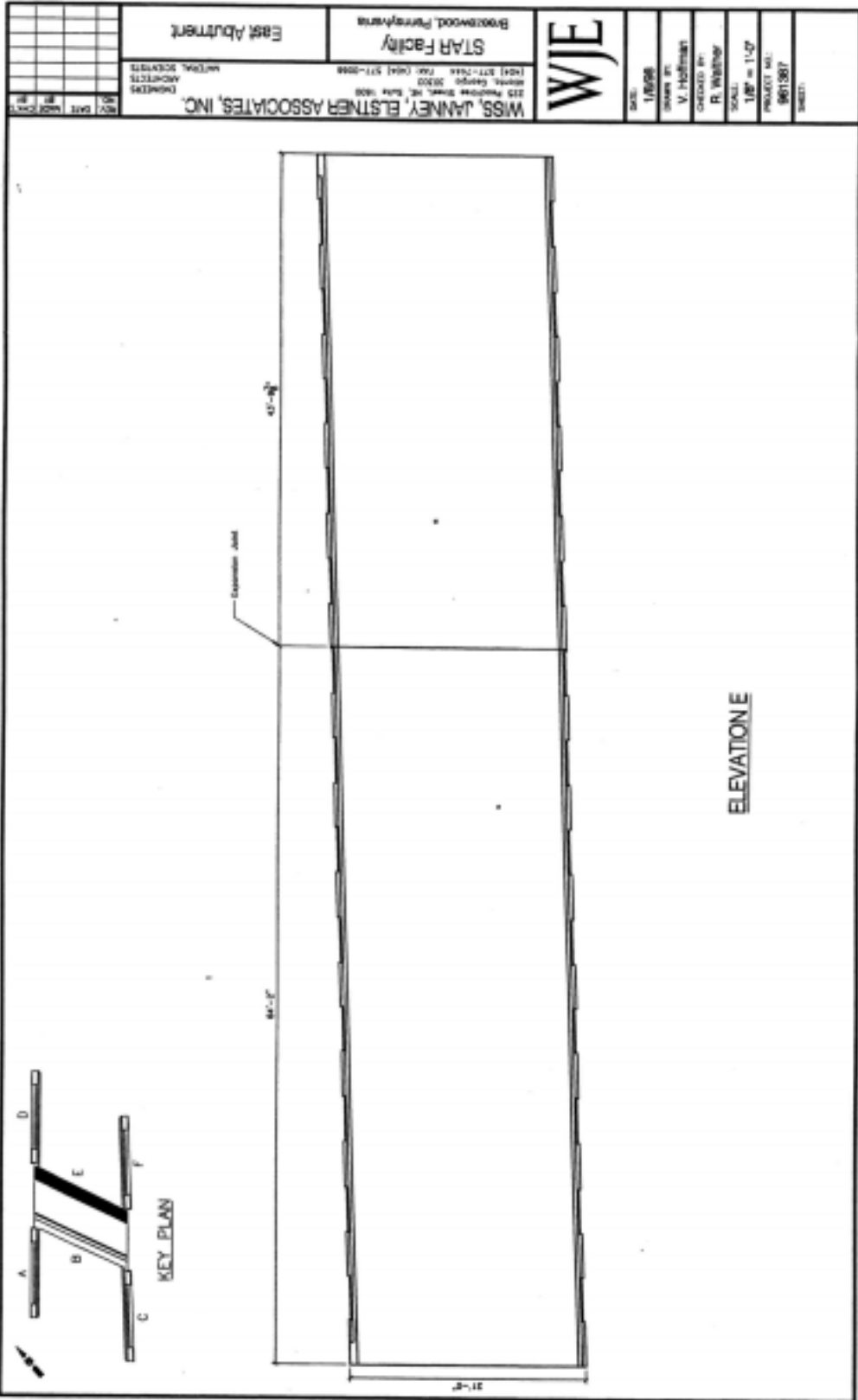


North Elevation

South Elevation

ELEVATIONS

MISS, JANNEY, ELSTNER ASSOCIATES, INC. 225 Parkside Drive, Mt. Airy, NC 28550 PHONE: 704-327-7444 FAX: 704-327-7096 ARCHITECTS NATIONAL SOCIETY OF ARCHITECTS	STAR Facility Brasswood, Pennsylvania Elevation	WJE	DATE: 1/8/98
			DRAWN BY: V. Hoffmann CHECKED BY: R. Walther SCALE: 1/8" = 1'-0" PROJECT NO.: 961387 SHEET:



PRINTED ON RECYCLED PAPER
SHEET SCALE: 1/8"=1'-0"

WJE

DATE: 1/28/98
 DRAWN BY: V. J. Hoffmann
 CHECKED BY: R. Winstow
 SCALE: 1/8" = 1'-0"
 PROJECT NO.: 9601987
 SHEET:

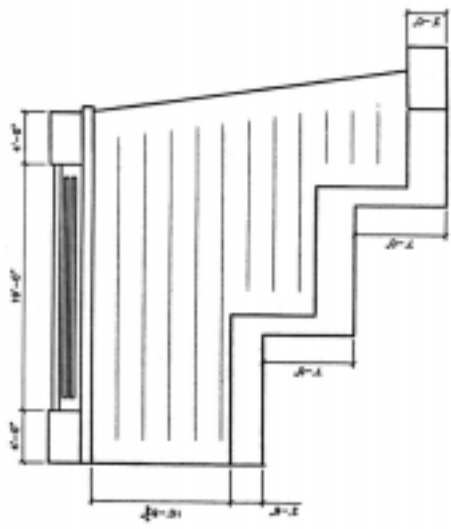
STAR Facility
 Brookwood Parkways

East Abutment

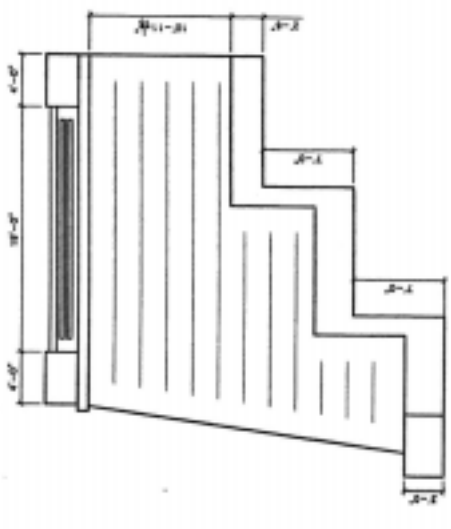
NO.	DATE	BY	REVISION

MISS, JANNY, ELSTNER ASSOCIATES, INC.
 ARCHITECTS
 215 PINEHURST DRIVE, NE, SUITE 1008
 ATLANTA, GEORGIA 30329
 (404) 271-7944 FAX (404) 271-0998

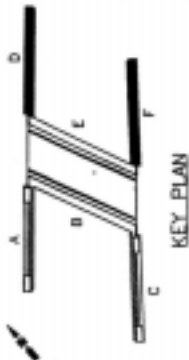
MISS. JANNEY, ELSTNER ASSOCIATES, INC. 228 Peachtree Street, N.E. Suite 1000 Atlanta, Georgia 30303 (404) 521-7444 FAX: (404) 521-2244	STAR Facility Brentwood, Pennsylvania	WJE	DATE: 1/8/88
			DRAWN BY: V. Hoffstein
EAST WINGS ARCHITECTS NATIONAL SOCIETY	PROJECT NO.: 061387	SCALE: 1/8" = 1'-0"	CHECKED BY: R. Walther
			SHEET: 061387



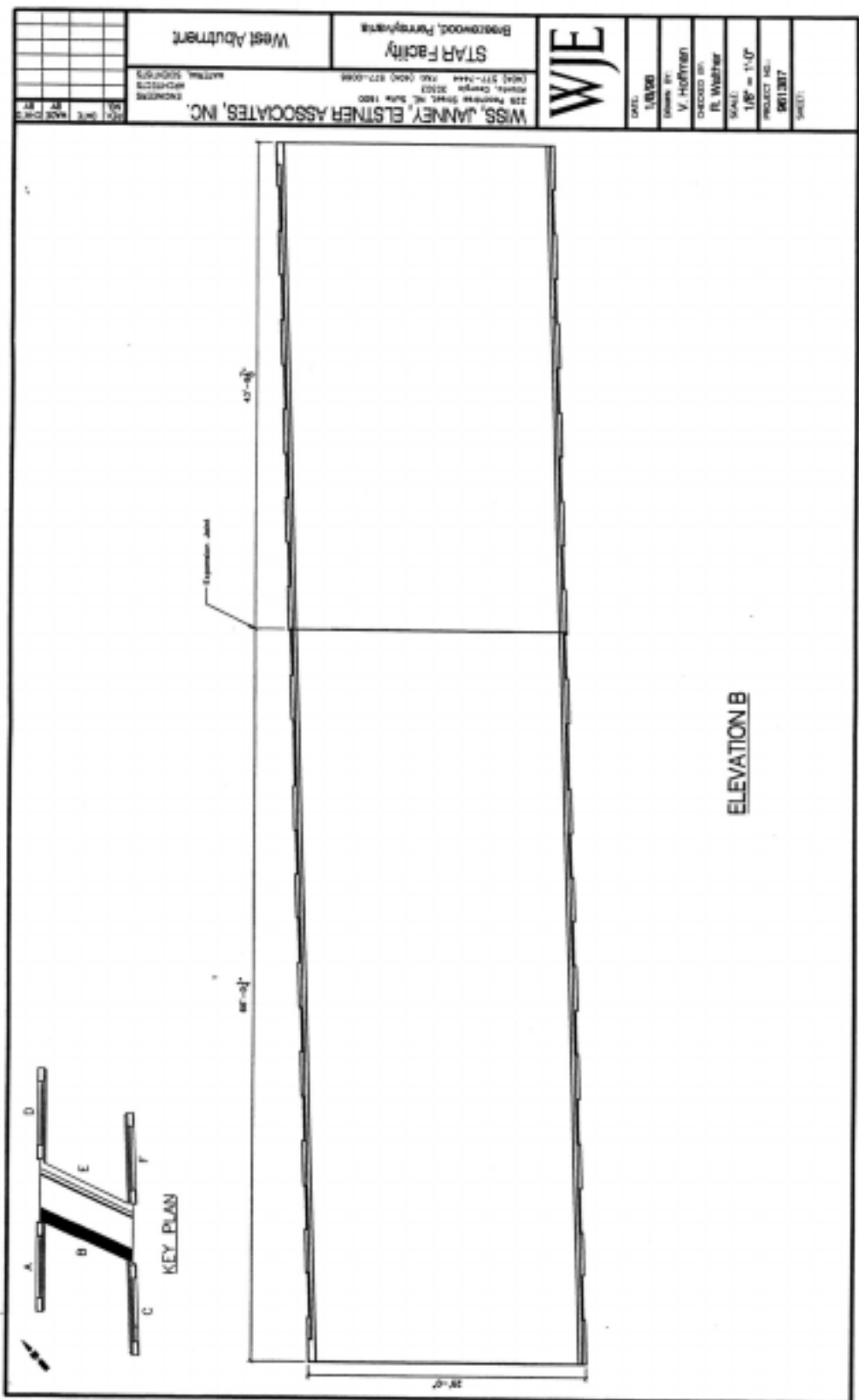
ELEVATION F



ELEVATION D



1/8" = 1'-0" SCALE, VERTICAL DIMENSIONS SHOWN IN FEET AND INCHES

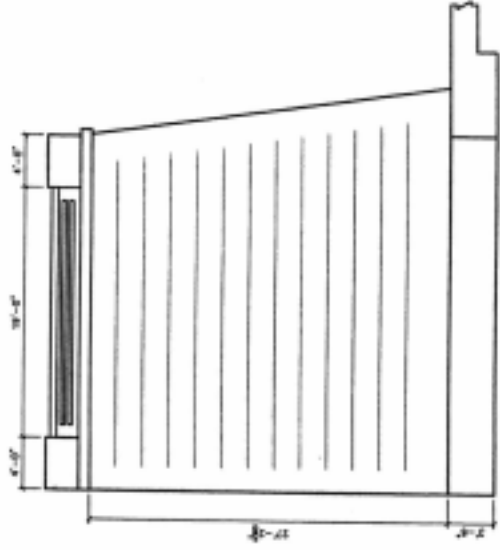


ELEVATION B

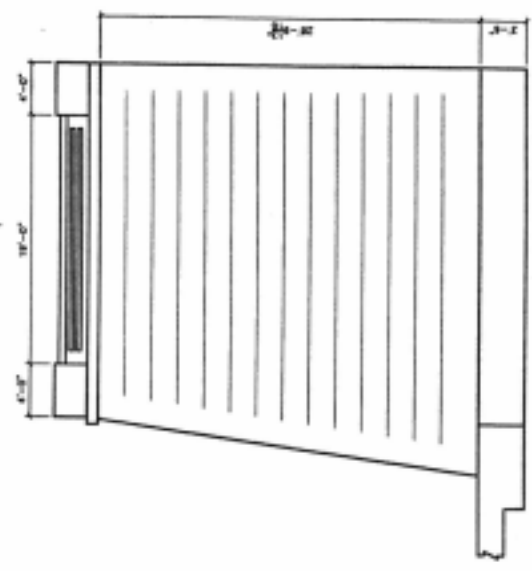
KEY PLAN

WJE WEST JEFFERSON ENGINEERS 1000 WEST JEFFERSON AVENUE SUITE 100 DENVER, CO 80202 TEL: (303) 733-1100 FAX: (303) 733-1101		STAR Facility BRISTOLWOOD, PENNSYLVANIA	West Abutment
DATE: 1/10/00 DRAWN BY: V. HORTON CHECKED BY: R. WALTER SCALE: 1/8" = 1'-0" PROJECT NO.: 001307 SHEET:	WISS, JANNEY, ELSTNER ASSOCIATES, INC. 228 Franklin Street, NE, Suite 1100 Atlanta, Georgia 30303 (404) 577-2444 FAX: (404) 577-0588		

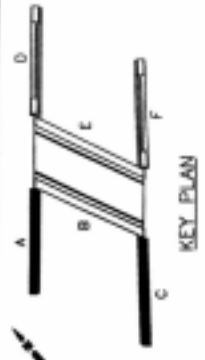
WISS, JANNEY, ELSTNER ASSOCIATES, INC. ENGINEERS NATIONAL SQUARE 225 MARKET STREET, SUITE 1900 PHILADELPHIA, PA 19106 (215) 562-1300 FAX (215) 562-2008		STAR Facility Bluewood, Pennsylvania		WJE	DATE: 1/26/98
NO. 104	DATE 1/26/98	WEST WINGWALLS	DRAWN BY: V. Hoffmann CHECKED BY: R. Weidner SCALE: 1/8" = 1'-0" PROJECT NO.: 9801287 SHEET:		



ELEVATION A



ELEVATION C



2014.01.15 10:00 AM (GMT-5) [104] 1041287.dwg

Task E

Task E

Task E

Task E

Task E

Task E

Task E

Task E

Inspector ID:
Date:
Structure Type:

TASK E
Bridge B544

OVERALL DECK CONDITION RATING: N 9 8 7 6 5 4 3 2 1 0

Comments: _____

<u>Deck Elements</u>	<u>Rating</u>										<u>Remarks</u>	
Wearing Surface	N	9	8	7	6	5	4	3	2	1	0	_____
Deck – Topside	N	9	8	7	6	5	4	3	2	1	0	_____
Deck – Underside	N	9	8	7	6	5	4	3	2	1	0	_____
SIP Forms	N	9	8	7	6	5	4	3	2	1	0	_____
Curbs	N	9	8	7	6	5	4	3	2	1	0	_____
Medians	N	9	8	7	6	5	4	3	2	1	0	_____
Sidewalks	N	9	8	7	6	5	4	3	2	1	0	_____
Parapets	N	9	8	7	6	5	4	3	2	1	0	_____
Railing	N	9	8	7	6	5	4	3	2	1	0	_____
Expansion Joints	N	9	8	7	6	5	4	3	2	1	0	_____
Drainage System	N	9	8	7	6	5	4	3	2	1	0	_____
Lighting	N	9	8	7	6	5	4	3	2	1	0	_____
Utilities	N	9	8	7	6	5	4	3	2	1	0	_____
_____	N	9	8	7	6	5	4	3	2	1	0	_____
_____	N	9	8	7	6	5	4	3	2	1	0	_____

Notes: _____

Inspector ID:

Date:

TASK E
Bridge B544

OVERALL SUPERSTRUCTURE CONDITION RATING: N 9 8 7 6 5 4 3 2 1 0

Comments: _____

<u>Superstructure Elements</u>	<u>Rating</u>										<u>Remarks</u>	
Stringers	N	9	8	7	6	5	4	3	2	1	0	_____
Floorbeams	N	9	8	7	6	5	4	3	2	1	0	_____
Floor System Bracing	N	9	8	7	6	5	4	3	2	1	0	_____
Multibeams	N	9	8	7	6	5	4	3	2	1	0	_____
Girders	N	9	8	7	6	5	4	3	2	1	0	_____
Arches	N	9	8	7	6	5	4	3	2	1	0	_____
Cables	N	9	8	7	6	5	4	3	2	1	0	_____
Paint	N	9	8	7	6	5	4	3	2	1	0	_____
Bearing Devices	N	9	8	7	6	5	4	3	2	1	0	_____
Connections	N	9	8	7	6	5	4	3	2	1	0	_____
Welds	N	9	8	7	6	5	4	3	2	1	0	_____
_____	N	9	8	7	6	5	4	3	2	1	0	_____
_____	N	9	8	7	6	5	4	3	2	1	0	_____

Timber Decay _____

Concrete Deterioration _____

Steel Corrosion _____

Collision Damage _____

LL Deflection _____

Vibration _____

Member Alignment _____

Utilities _____

Notes: _____

Inspector ID:

Date:

TASK E
Bridge B544

OVERALL SUBSTRUCTURE CONDITION RATING: N 9 8 7 6 5 4 3 2 1 0

Comments: _____

Substructure Elements	Rating										Remarks	
Abutments	N	9	8	7	6	5	4	3	2	1	0	_____
Piles	N	9	8	7	6	5	4	3	2	1	0	_____
Footing	N	9	8	7	6	5	4	3	2	1	0	_____
Stem	N	9	8	7	6	5	4	3	2	1	0	_____
Bearing Seat	N	9	8	7	6	5	4	3	2	1	0	_____
Backwall	N	9	8	7	6	5	4	3	2	1	0	_____
Wingwalls	N	9	8	7	6	5	4	3	2	1	0	_____
Piers and Bents	N	9	8	7	6	5	4	3	2	1	0	_____
Piles	N	9	8	7	6	5	4	3	2	1	0	_____
Footing	N	9	8	7	6	5	4	3	2	1	0	_____
Columns/Stem	N	9	8	7	6	5	4	3	2	1	0	_____
Cap	N	9	8	7	6	5	4	3	2	1	0	_____
_____	N	9	8	7	6	5	4	3	2	1	0	_____
_____	N	9	8	7	6	5	4	3	2	1	0	_____

Scour/Undermining _____

Settlement _____

Substructure Protection _____

Collision Damage _____

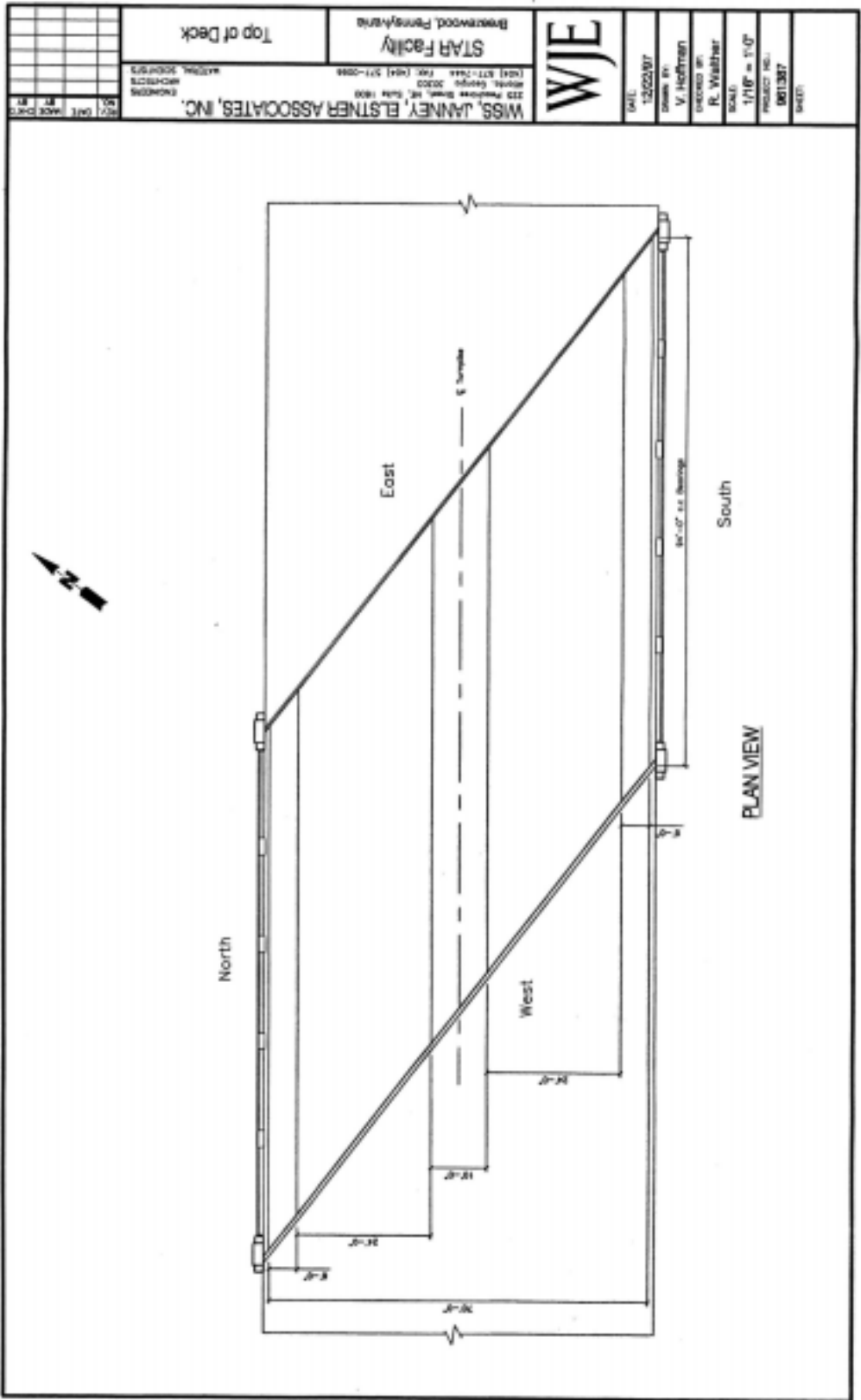
High-water Mark _____

Concrete Deterioration _____

Steel Corrosion _____

Paint _____

Notes: _____



NO.	DATE	BY	CHKD

MISS. JANNY, ELSTNER ASSOCIATES, INC.
 ENGINEERS ARCHITECTS
 213 Piedmont Blvd. NE, Suite 1000
 Atlanta, Georgia 30329
 (404) 527-7244 Fax (404) 527-0888

STARR Facility
 Greenwood, Pennsylvania

WJE

DATE: 12/22/07
 DRAWN BY: V. Hedeman
 CHECKED BY: R. Weather
 SCALE: 1/8" = 1'-0"
 PROJECT NO.: 061367
 SHEET:

P:\18170\18170\DWG\18170\18170_Plan_TopDeck.dwg
 SHEET SCALE: 1/8" = 1'-0"

DATE	1/11/17
SCALE	1/8" = 1'-0"
BY	R. HOFFMAN
CHECKED BY	R. HOFFMAN
PROJECT NO.	001307
SHEET	1

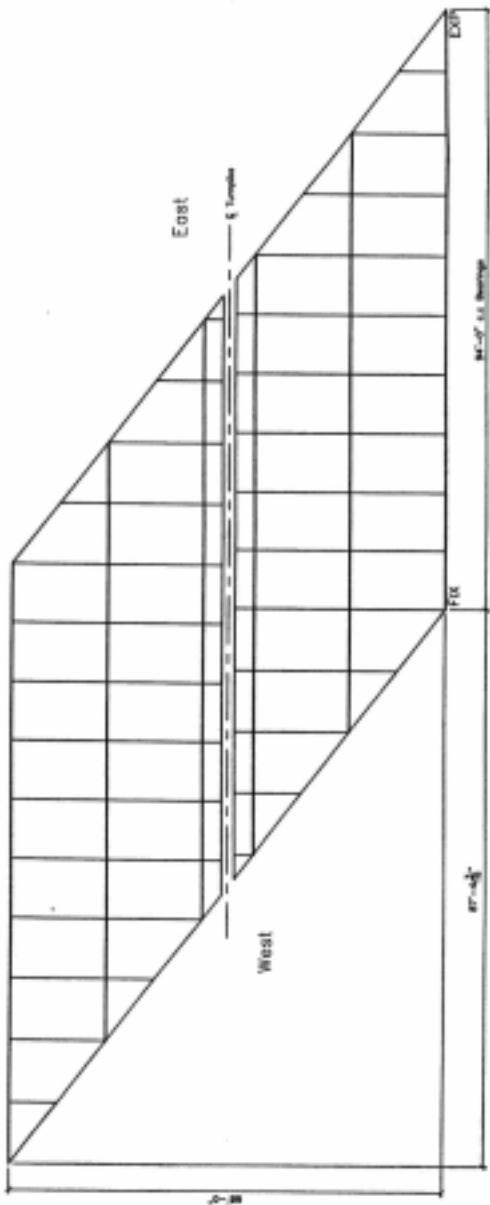
WISS, JANNEY, ELSTNER ASSOCIATES, INC.
 225 Peachtree Street, NE, Suite 1808
 Atlanta, Georgia 30303
 PHONE: 404-527-2844 FAX: 404-527-4008
 WASHINGTON METRO, GEORGIA METRO, SCOTSDALE METRO, SOUTHWEST METRO, SOUTHWEST METRO, SOUTHWEST METRO

WJE
 DATE: 02/02/17
 DRAWN BY: V. Hoffmann
 CHECKED BY: R. Hoffmann
 SCALE: 1/8" = 1'-0"
 PROJECT NO.: 001307
 SHEET:

Bottom of Deck

STAR Facility
 Brentwood, Pennsylvania

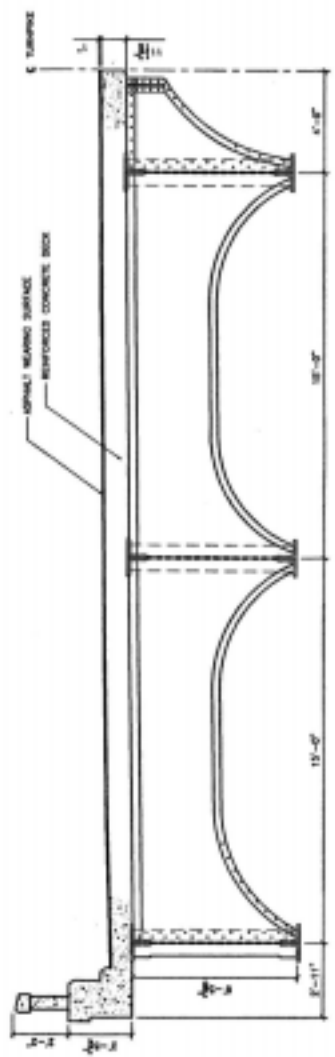
North



FRAMING PLAN

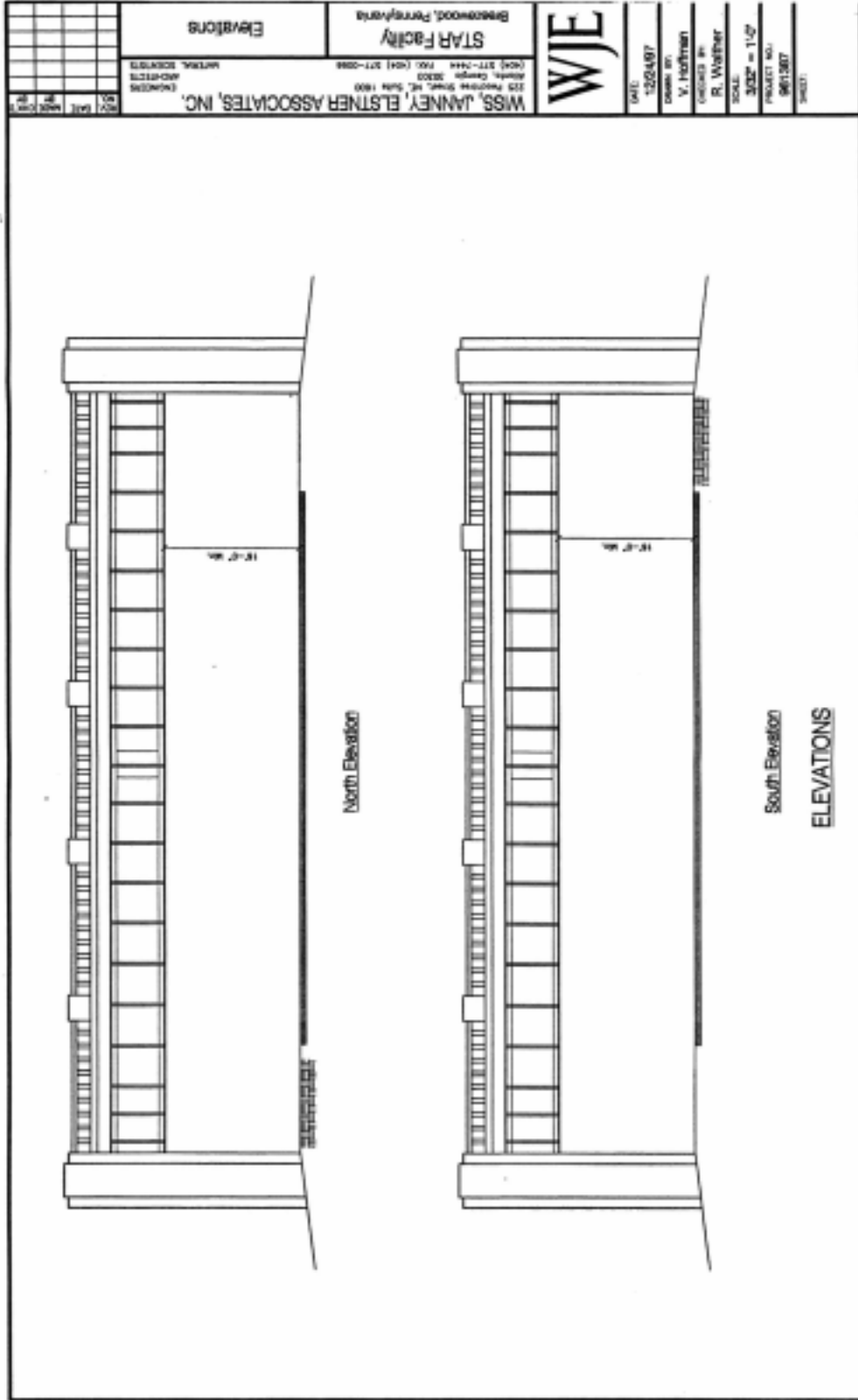
1/11/17
 SHEET SCALE: 1/8" = 1'-0"

WJE 125 Madison Street, St. Louis 1800 (314) 271-7444 Fax: (314) 271-0288 MISSOURI REGISTERED PROFESSIONAL ENGINEERS ARCHITECTS CIVIL ENGINEERS STRUCTURAL ENGINEERS		STAR Facility Brentwood, Pennsylvania Half Cross Section
DATE:	12/18/97	
DESIGN BY:	V. Hoffmann	
CHECKED BY:	R. Weidner	
SCALE:	1/4" = 1'-0"	
PROJECT NO.:	001387	
SHEET:		



HALF CROSS SECTION
OF BRIDGE

2025 RELEASE UNDER E.O. 14176

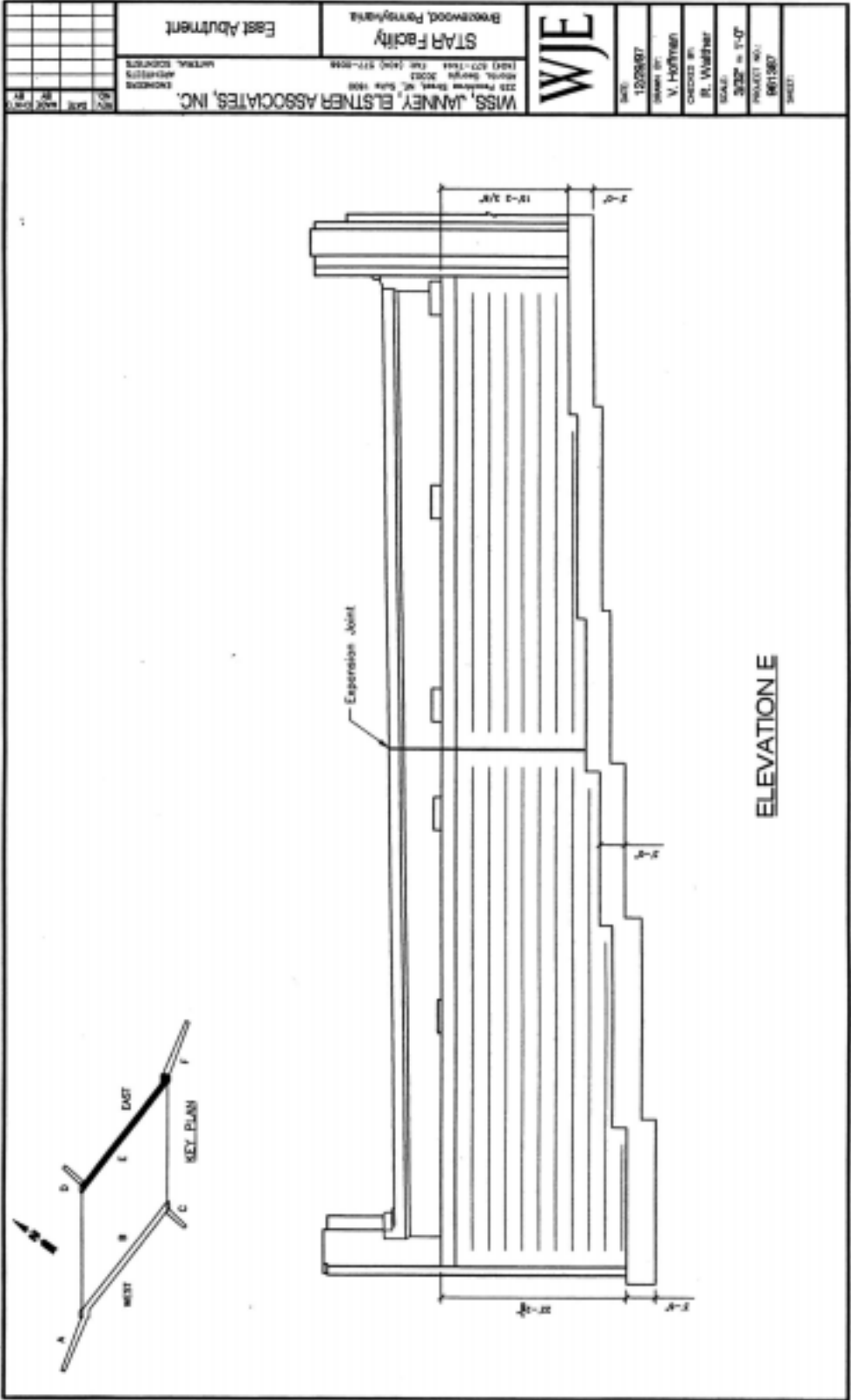


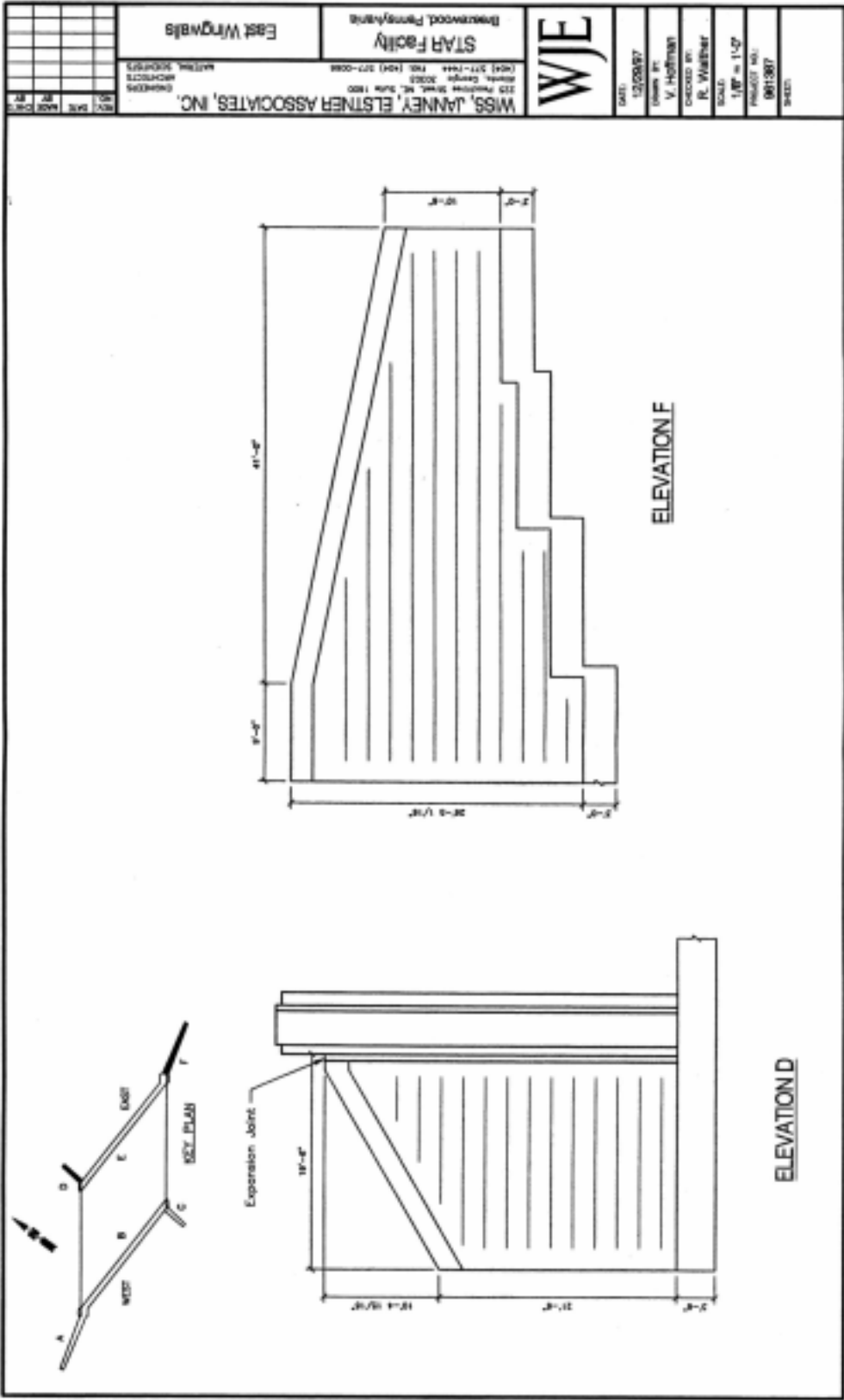
WJE DATE: 12/24/97 DRAWN BY: V. J. Hoffman CHECKED BY: R. Wether SCALE: 3/32" = 1'-0" PROJECT NO.: 981387 SHEET:		STAR Facility Breeseville, Pennsylvania MISS, JANNEY, ELSTNER ASSOCIATES, INC. 325 Peachtree Street, N.E., Suite 1800 Atlanta, Georgia 30303 (404) 527-2444 FAX: (404) 527-0266 ARCHITECTS ENGINEERS		Elevations	
NO.	DATE	BY	REVISION		

South Elevation
ELEVATIONS

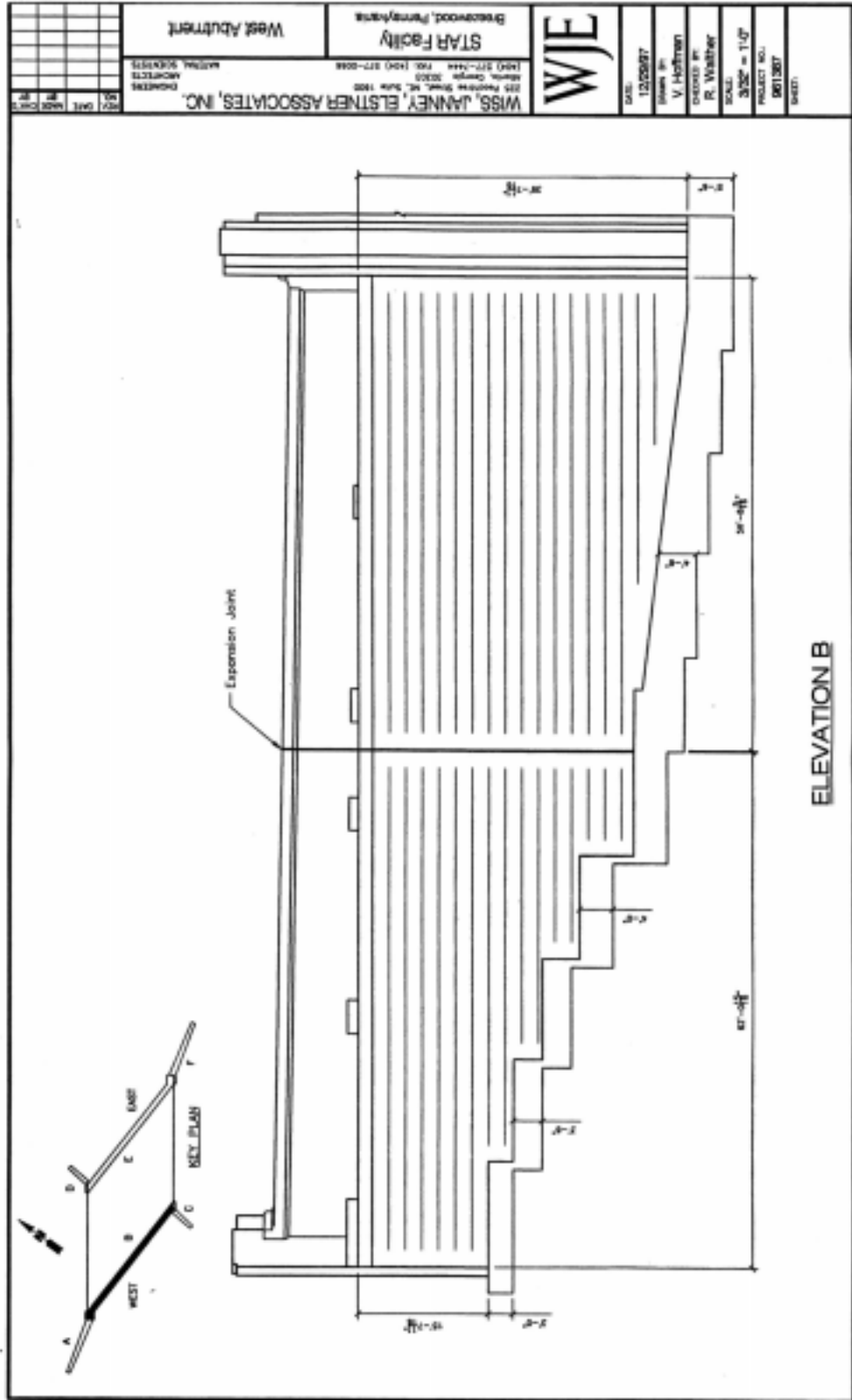
North Elevation

DATE PLOTTED: 1/13/98 10:58 AM
 PLOTTER: HP-GL/2500





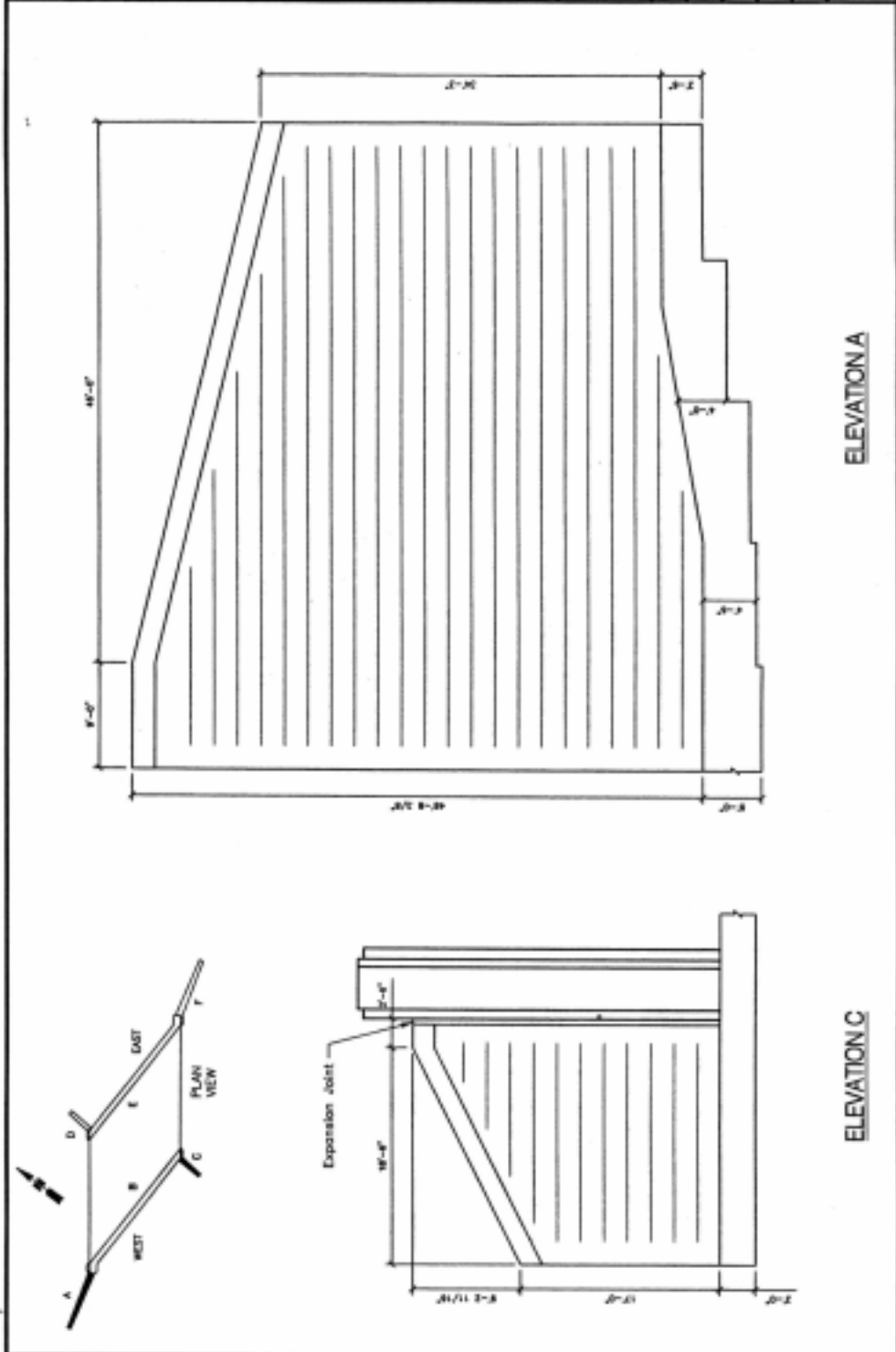
PLAN SCALE: 1/8" = 1'-0"
 SHEET SCALE: 1/32" = 1'-0"
 DRAWN BY: J. J. JONES / J. J. JONES / J. J. JONES / J. J. JONES / J. J. JONES



DATE: 12/20/07	PROJECT NO.: 0601267	SHEET:
DRAWN BY: V. Hoffman	PROJECT NO.:	
CHECKED BY: R. Winkler	SCALE: 3/32" = 1'-0"	
WISS, JANNEY, ELSTNER ASSOCIATES, INC.	PROJECT NO.:	
225 FORTUNE STREET, 20TH FLOOR NEW YORK, NY 10038 ARCHITECTS (212) 277-1444 FAX: (212) 277-0548	PROJECT NO.:	
West Abutment	STAR Facility	Brevard, Pennsylvania

DATE: 12/20/07
PROJECT NO.: 0601267
SHEET: 01 OF 02

DATE: 12/11/87 DRAWN BY: V. Hoffmann CHECKED BY: R. Weather SCALE: 1/8" = 1'-0" PROJECT NO.: 881287 SHEET:	WJE	STAR Facility	West Wings
		WISS, JANNEY, ELSTNER ASSOCIATES, INC. 205 PROCTOR STREET, WILMINGTON, DELAWARE 19801 ARCHITECTS 1400 27th Street, Suite 1000, Philadelphia, PA 19104 TELEPHONE: (215) 381-1444 FAX: (215) 381-2288	



PROJECT: STAR FACILITY WEST WINGS
SHEET NO. 12/11/87

Task F

Task F

Task F

Task F

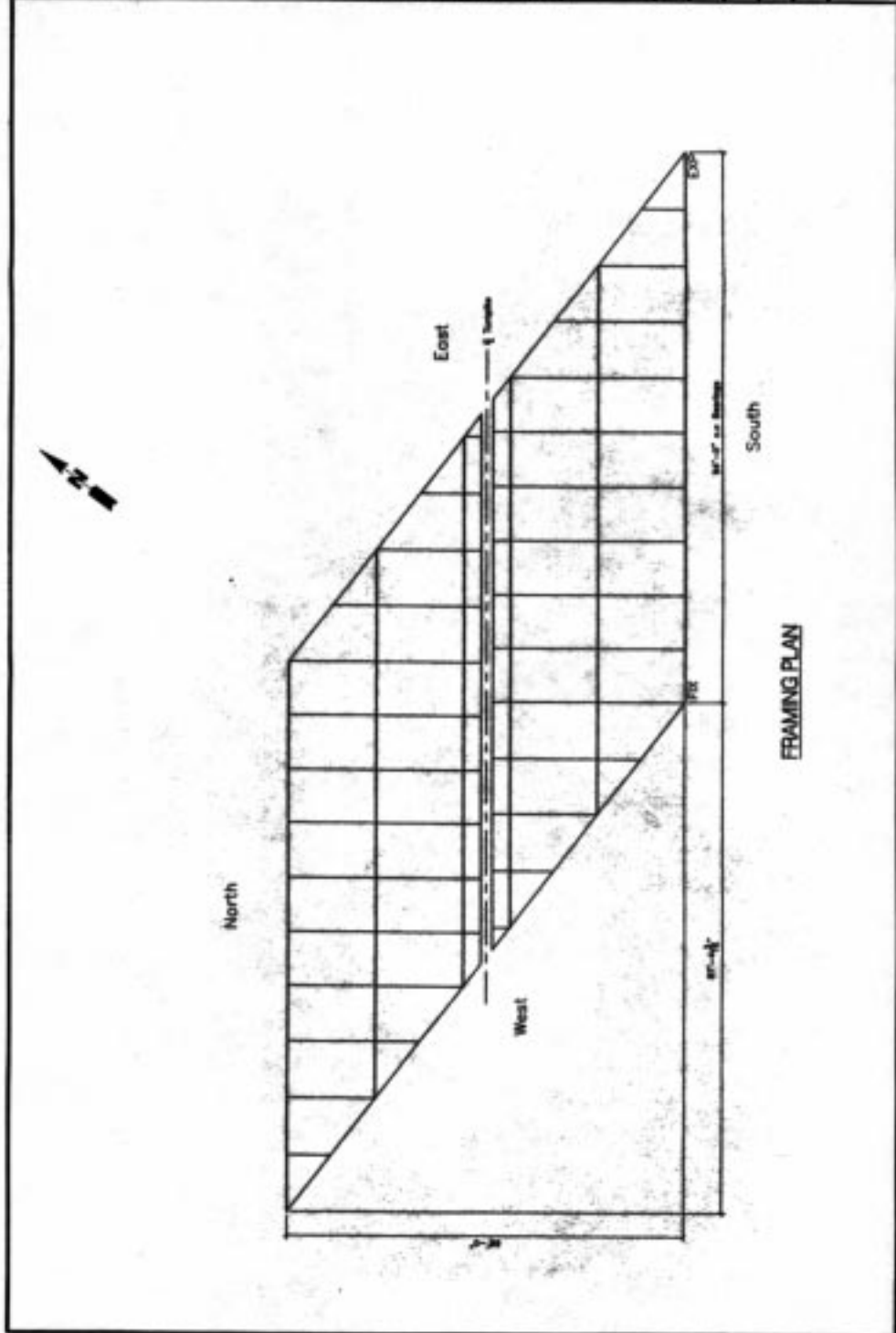
Task F

Task F

Task F

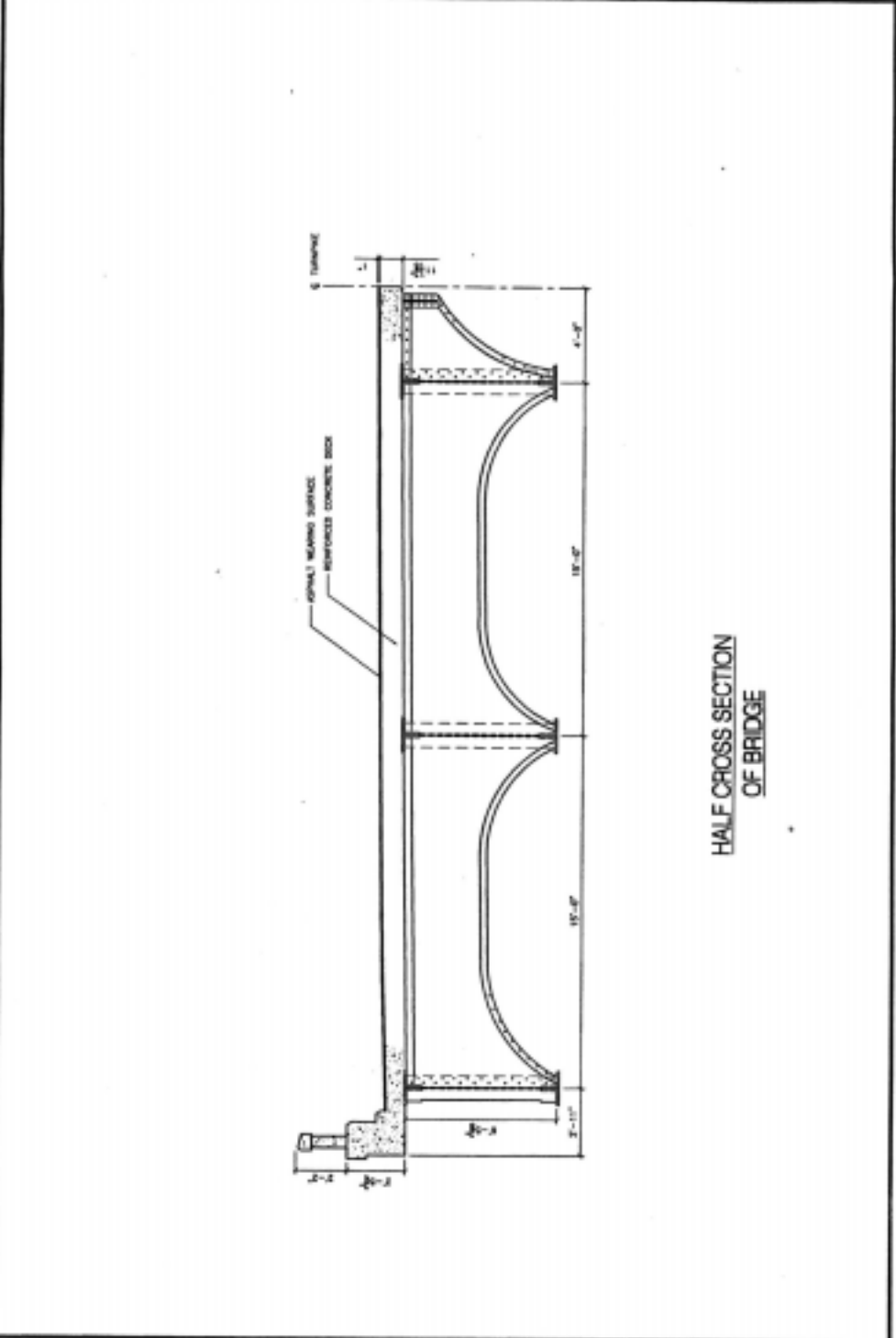
Task F

MISS. JANNEY, ELSTNER ASSOCIATES, INC. ENGINEERS 225 Peachtree Street, NE, Suite 1800 Atlanta, Georgia 30303 (404) 527-0244 Fax: (404) 527-0248	STAR Facility Greenwood, Pennsylvania	WJE	DATE: 12/22/87
			DESIGN BY: V. Hoffmann
CHECKED BY: R. Weather			SCALE: 1/16" = 1'-0"
DRAWN BY:			PROJECT NO.: 881387
BOTTOM OF DECK			SHEET:



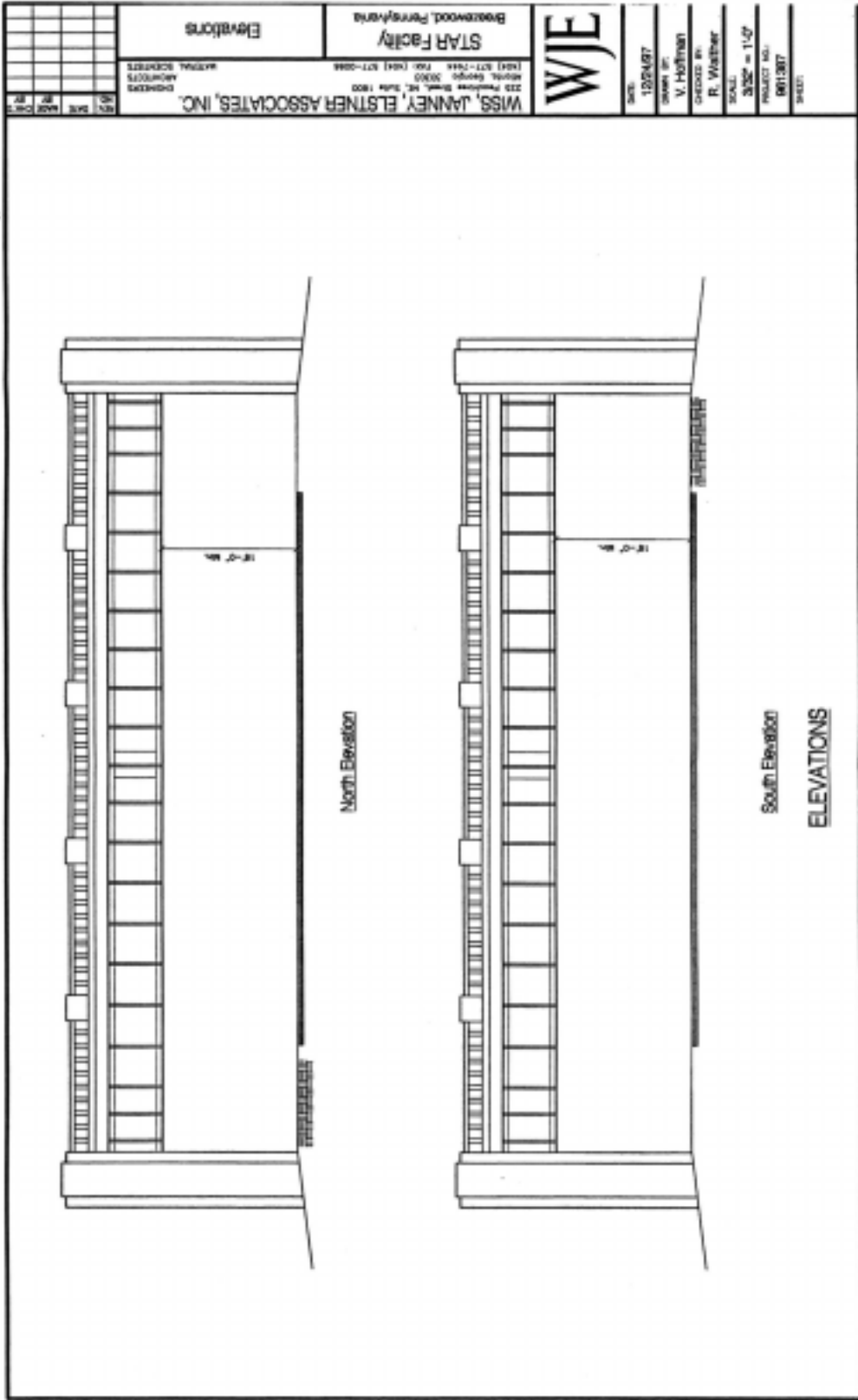
MISS. JANNEY, ELSTNER ASSOCIATES, INC. ENGINEERS
 225 PEACHTREE STREET, N.E. SUITE 1800
 ATLANTA, GEORGIA 30303
 (404) 527-0244 FAX: (404) 527-0248

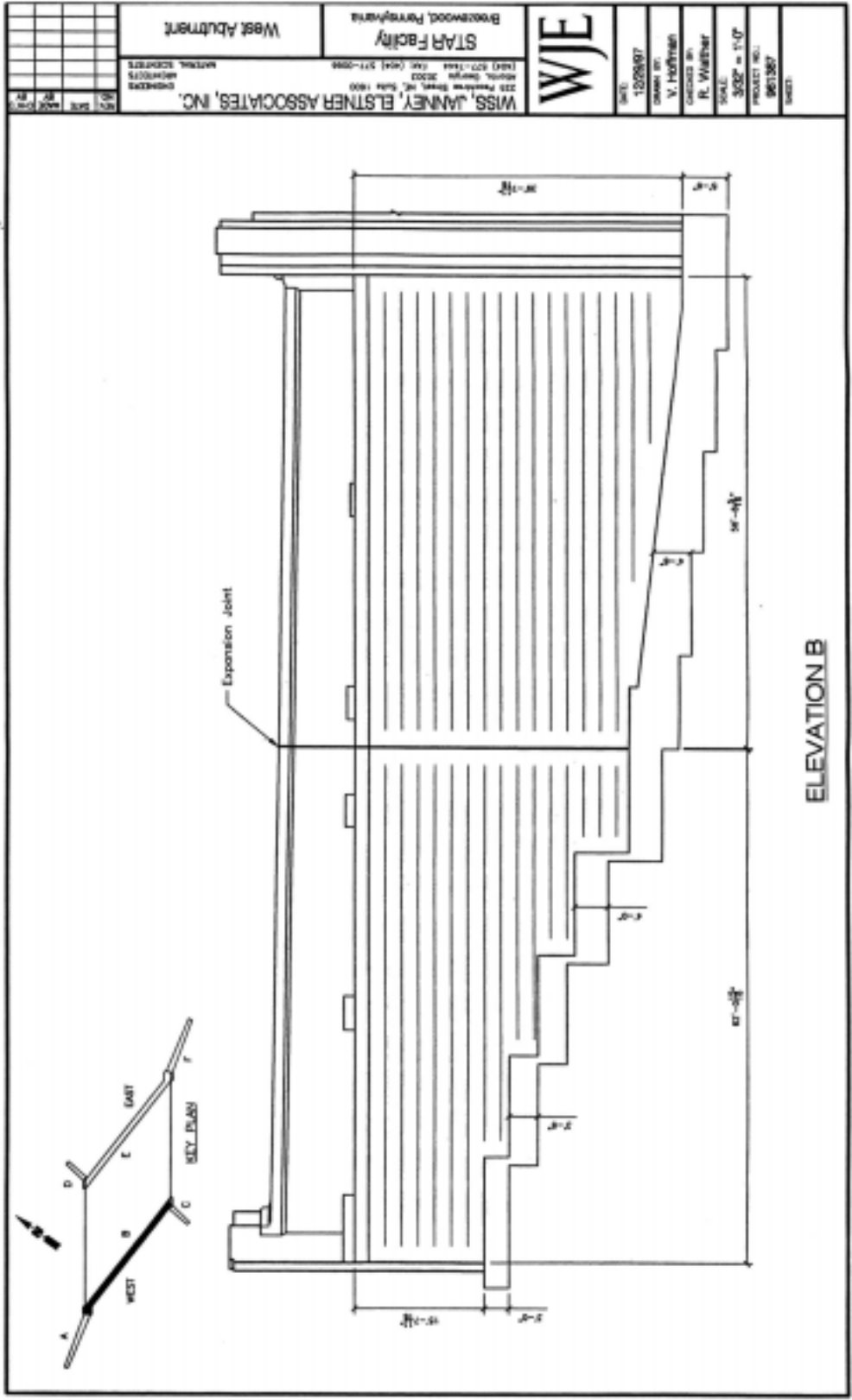
DATE: 12/18/97		WJE
DRAWN BY: V. HORTON		
CHECKED BY: R. WILSON		
SCALE: 1/4" = 1'-0"		
PROJECT NO.: 9611807		SHEET
SHEET NO. 13		
TOTAL SHEETS 14		
DATE: 12/18/97		



**HALF CROSS SECTION
OF BRIDGE**

SEE SHEET 9611807-13 FOR DETAILS OF BRIDGE SECTION

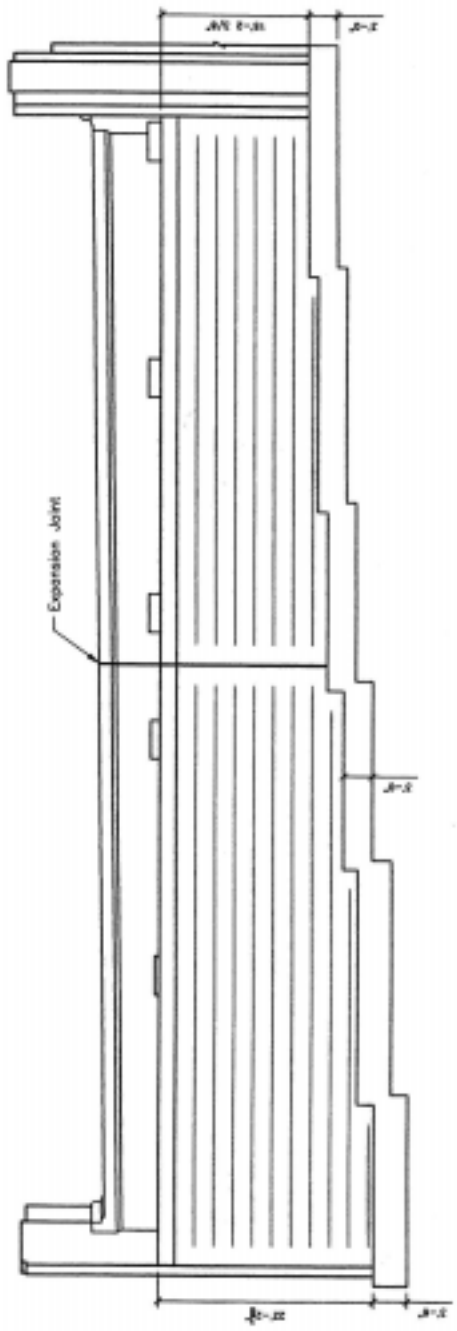




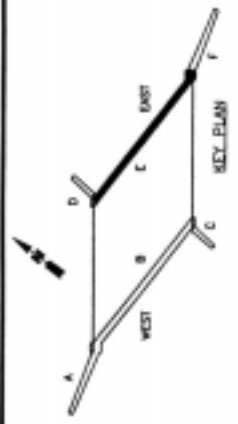
DATE: 12/05/97
 DRAWN BY: V. HOFFMAN
 CHECKED BY: R. WALTER
 SCALE: 3/32" = 1'-0"
 PROJECT NO.: 9611367
 SHEET:

WISS, JANNEY, ELSTNER ASSOCIATES, INC.
 225 Franklin Street, 16th Floor, New York, NY 10038
 (212) 512-1000 FAX: (212) 512-2000
 WISS, JANNEY, ELSTNER ASSOCIATES, INC.
 225 Franklin Street, 16th Floor, New York, NY 10038
 (212) 512-1000 FAX: (212) 512-2000

NO.	DATE	BY	REVISION	MISS, JANNEY, ELSTNER ASSOCIATES, INC. ENGINEERS ARCHITECTS MATERIAL SCIENTISTS	225 POCOCKS DRIVE, MC KAY 1800 ALBANY, OREGON 97321 (503) 877-1844 FAX (503) 877-8988	WJE BRECKWOOD, PENNSYLVANIA STAR Facility	EAST ABUTMENT
							DATE: 12/08/87 DRAWN BY: V. HOLTMAN CHECKED BY: R. VAETNER SCALE: 3/32" = 1'-0" PROJECT NO.: 881387 SHEET:



ELEVATION E



PLANNING/ARCHITECTURE/ENGINEERING
 SHEET NO. 1/37-1-2

Task G

Task G

Task G

Task G

Task G

Task G

Task G

Task G

Inspector ID:
 Date:
 Structure Type:

TASK G
Route 1 Bridge

OVERALL DECK CONDITION RATING: N 9 8 7 6 5 4 3 2 1 0

Comments: _____

<u>Deck Elements</u>	<u>Rating</u>										<u>Remarks</u>	
Wearing Surface	N	9	8	7	6	5	4	3	2	1	0	_____
Deck – Topside	N	9	8	7	6	5	4	3	2	1	0	_____
Deck – Underside	N	9	8	7	6	5	4	3	2	1	0	_____
SIP Forms	N	9	8	7	6	5	4	3	2	1	0	_____
Curbs	N	9	8	7	6	5	4	3	2	1	0	_____
Medians	N	9	8	7	6	5	4	3	2	1	0	_____
Sidewalks	N	9	8	7	6	5	4	3	2	1	0	_____
Parapets	N	9	8	7	6	5	4	3	2	1	0	_____
Railing	N	9	8	7	6	5	4	3	2	1	0	_____
Expansion Joints	N	9	8	7	6	5	4	3	2	1	0	_____
Drainage System	N	9	8	7	6	5	4	3	2	1	0	_____
Lighting	N	9	8	7	6	5	4	3	2	1	0	_____
Utilities	N	9	8	7	6	5	4	3	2	1	0	_____
_____	N	9	8	7	6	5	4	3	2	1	0	_____
_____	N	9	8	7	6	5	4	3	2	1	0	_____

Notes: _____

Inspector ID:

Date:

TASK G
Route 1 Bridge

OVERALL SUPERSTRUCTURE CONDITION RATING: N 9 8 7 6 5 4 3 2 1 0

Comments: _____

<u>Superstructure Elements</u>	<u>Rating</u>										<u>Remarks</u>	
Stringers	N	9	8	7	6	5	4	3	2	1	0	_____
Floorbeams	N	9	8	7	6	5	4	3	2	1	0	_____
Floor System Bracing	N	9	8	7	6	5	4	3	2	1	0	_____
Multibeams	N	9	8	7	6	5	4	3	2	1	0	_____
Girders	N	9	8	7	6	5	4	3	2	1	0	_____
Arches	N	9	8	7	6	5	4	3	2	1	0	_____
Cables	N	9	8	7	6	5	4	3	2	1	0	_____
Paint	N	9	8	7	6	5	4	3	2	1	0	_____
Bearing Devices	N	9	8	7	6	5	4	3	2	1	0	_____
Connections	N	9	8	7	6	5	4	3	2	1	0	_____
Welds	N	9	8	7	6	5	4	3	2	1	0	_____
_____	N	9	8	7	6	5	4	3	2	1	0	_____
_____	N	9	8	7	6	5	4	3	2	1	0	_____

Timber Decay _____

Concrete Deterioration _____

Steel Corrosion _____

Collision Damage _____

LL Deflection _____

Vibration _____

Member Alignment _____

Utilities _____

Notes: _____

Inspector ID:

Date:

TASK G
Route 1 Bridge

OVERALL SUBSTRUCTURE CONDITION RATING: N 9 8 7 6 5 4 3 2 1 0

Comments: _____

<u>Substructure Elements</u>	<u>Rating</u>										<u>Remarks</u>	
Abutments	N	9	8	7	6	5	4	3	2	1	0	_____
Piles	N	9	8	7	6	5	4	3	2	1	0	_____
Footing	N	9	8	7	6	5	4	3	2	1	0	_____
Stem	N	9	8	7	6	5	4	3	2	1	0	_____
Bearing Seat	N	9	8	7	6	5	4	3	2	1	0	_____
Backwall	N	9	8	7	6	5	4	3	2	1	0	_____
Wingwalls	N	9	8	7	6	5	4	3	2	1	0	_____
Piers and Bents	N	9	8	7	6	5	4	3	2	1	0	_____
Piles	N	9	8	7	6	5	4	3	2	1	0	_____
Footing	N	9	8	7	6	5	4	3	2	1	0	_____
Columns/Stem	N	9	8	7	6	5	4	3	2	1	0	_____
Cap	N	9	8	7	6	5	4	3	2	1	0	_____
_____	N	9	8	7	6	5	4	3	2	1	0	_____
_____	N	9	8	7	6	5	4	3	2	1	0	_____

Scour/Undermining _____

Settlement _____

Substructure Protection _____

Collision Damage _____

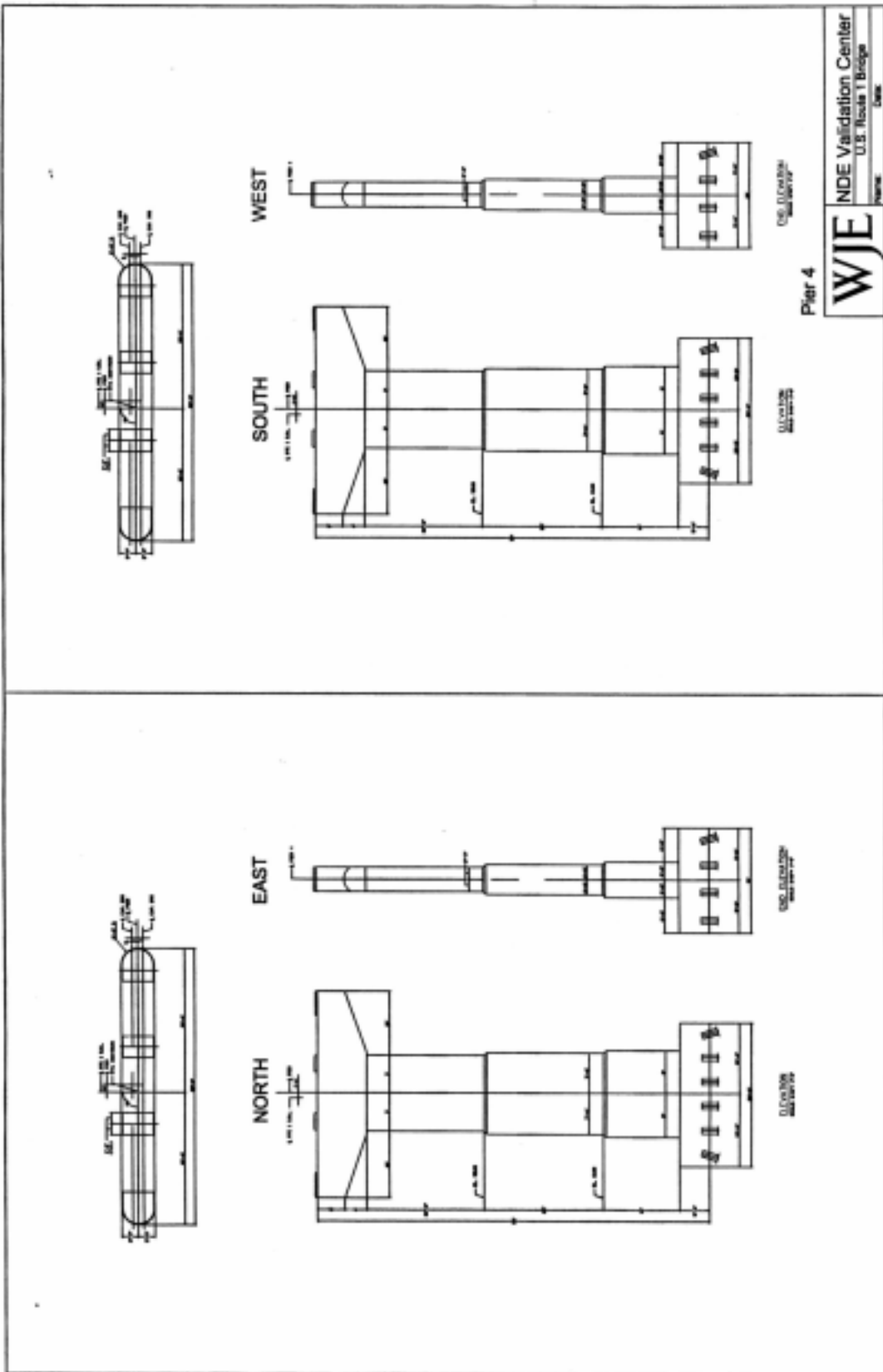
High-water Mark _____

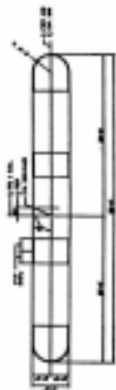
Concrete Deterioration _____

Steel Corrosion _____

Paint _____

Notes: _____



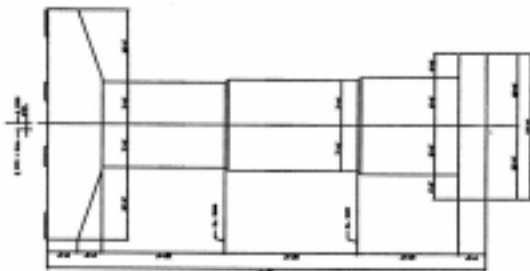


WEST



ELEVATION
WEST SIDE

SOUTH



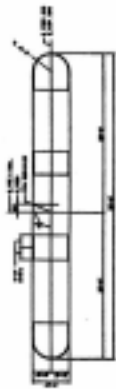
ELEVATION
SOUTH SIDE

Pier 5

WJE

NDE Validation Center
U.S. Route 1 Bridge

Project: _____ Date: _____

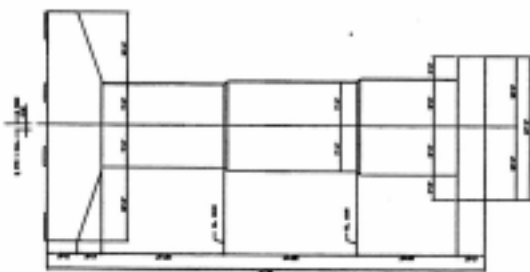


EAST



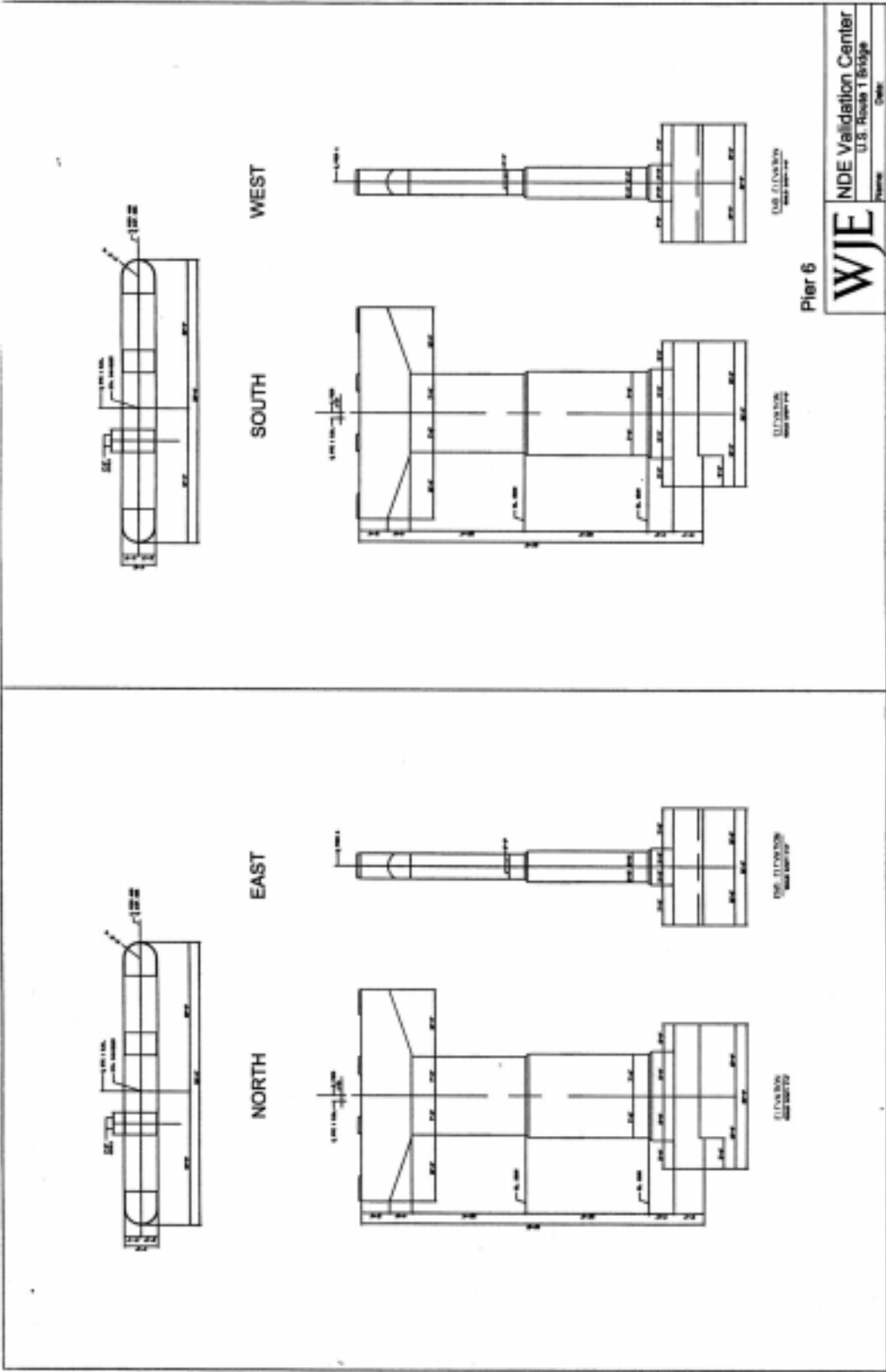
ELEVATION
EAST SIDE

NORTH



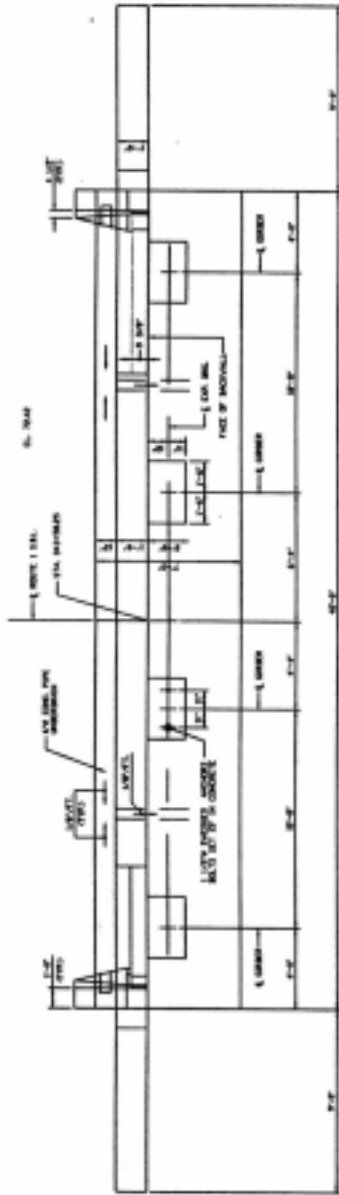
ELEVATION
NORTH SIDE

rdy 2

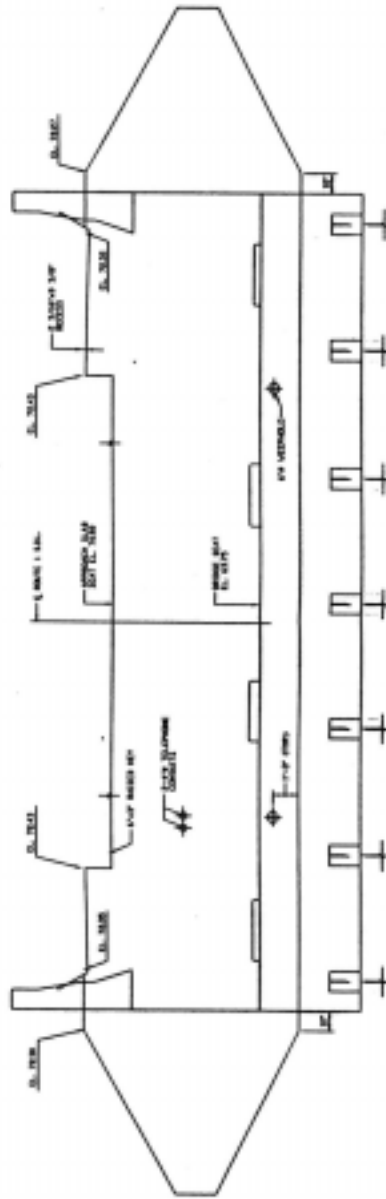


Pier 6

WJE
 NDE Validation Center
 U.S. Route 1 Bridge
 Name _____ Date _____



PLAN - ABUTMENT B
SEE SHEET



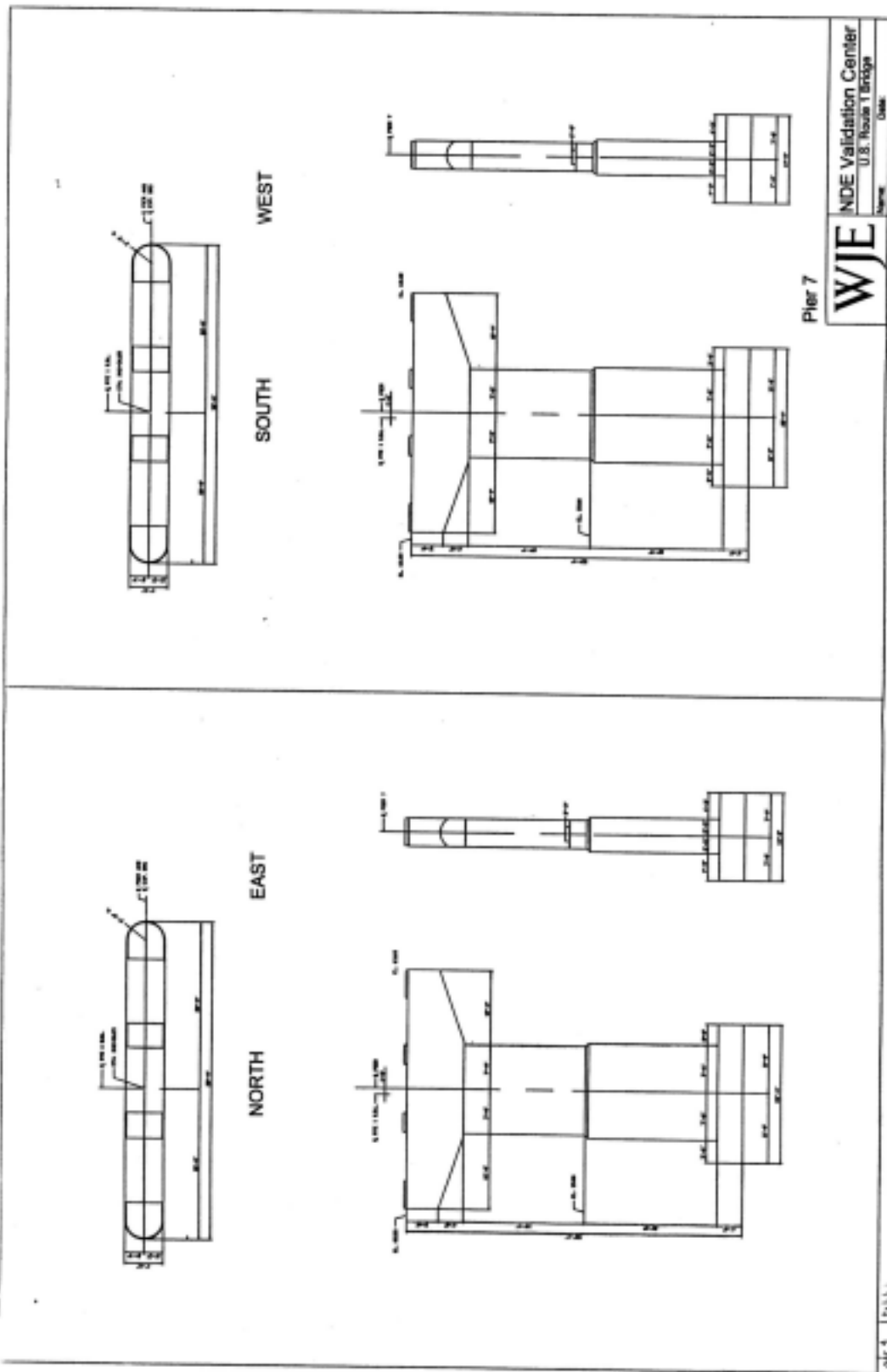
ELEVATION
SIDE VIEW

Abutment B

WJE

NIDE Validation Center
 U.S. Route 1 Bridge

Name _____ Date _____

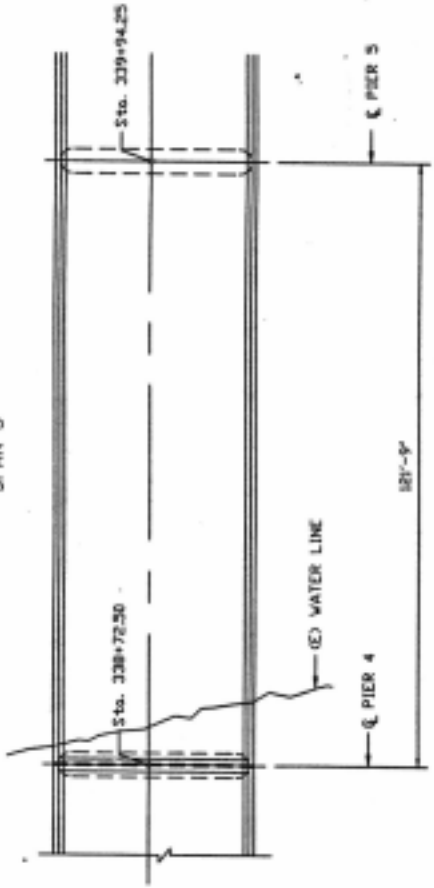


Pier 7

WJE
 NDE Validation Center
 U.S. Route 1 Bridge
 Name: _____
 Date: _____

air 4 17/2011

SPAN 5



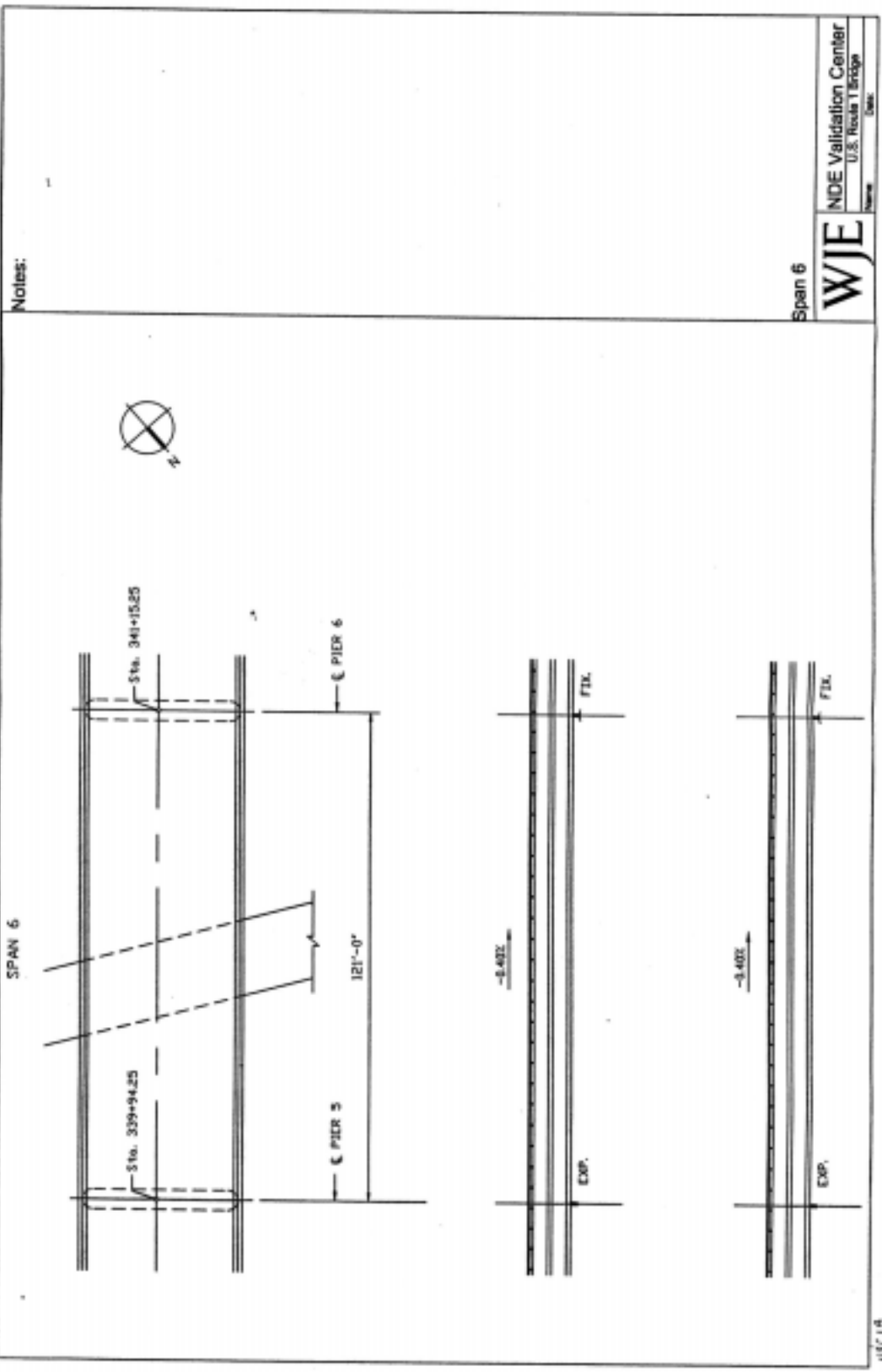
Notes:

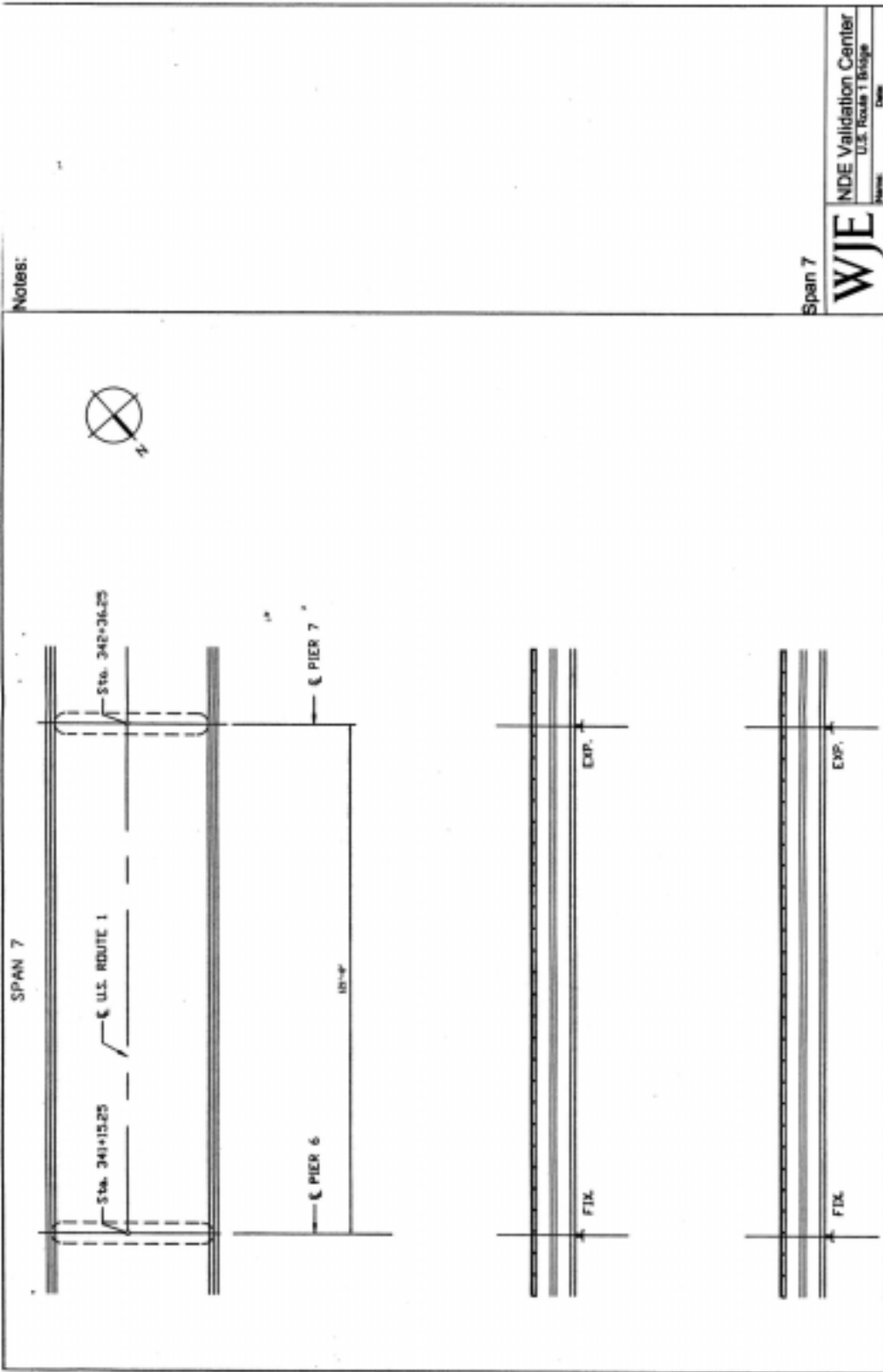
Span 5

WJE

NDE Validation Center
 U.S. Route 1 Bridge
 Name _____ Date _____

shr 11



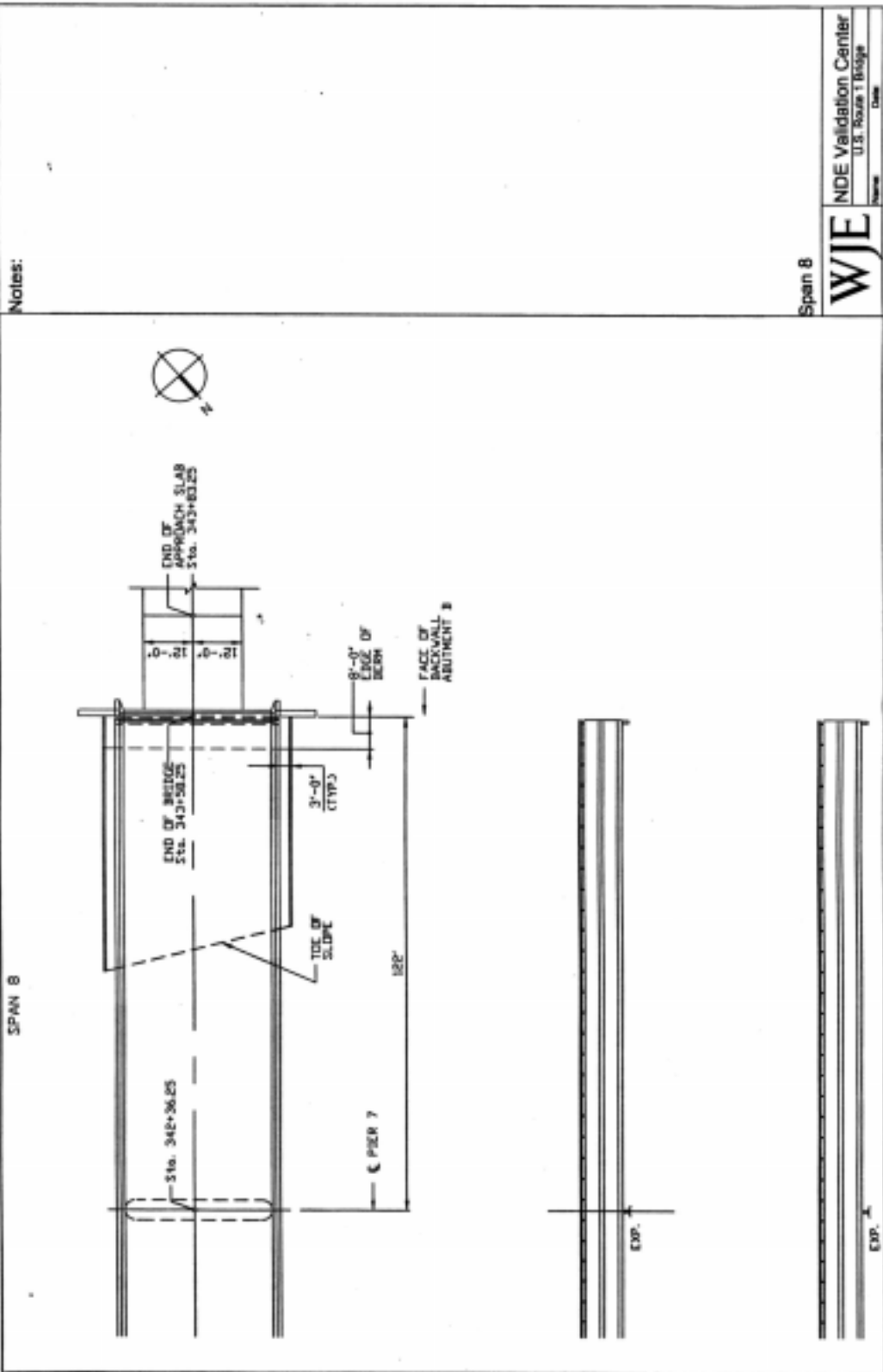


Notes:

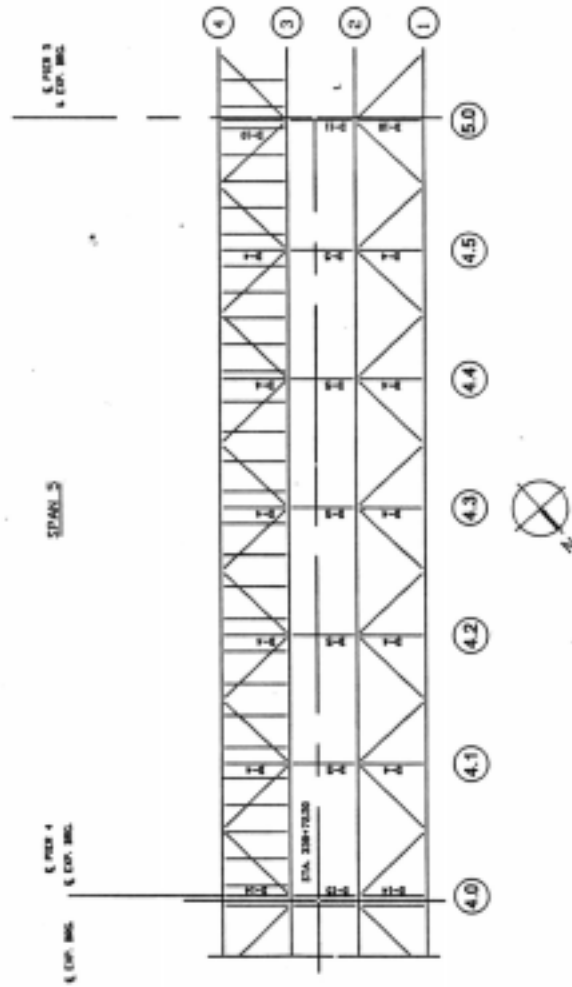
Span 7

WJE

NDE Validation Center
 U.S. Route 1 Bridge
 Name: _____ Date: _____



Notes:



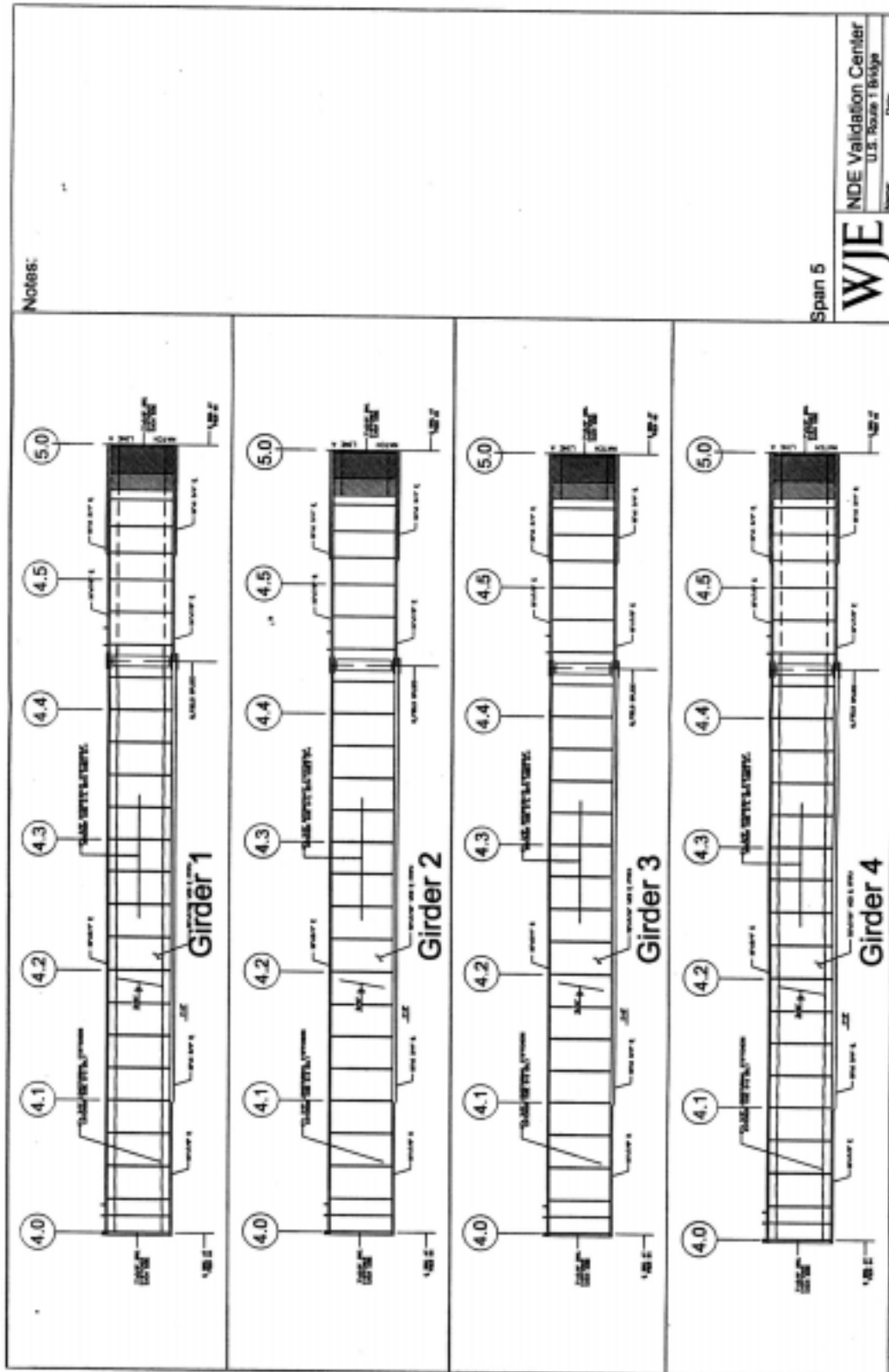
Span 5

WJE

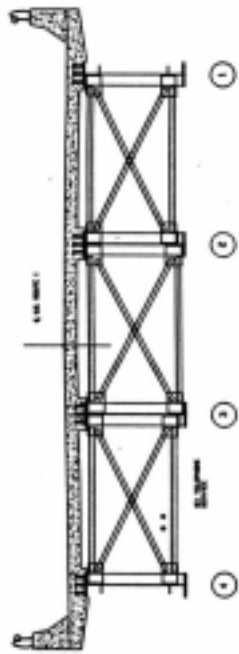
NDE Validation Center
U.S. Route 1 Bridge

Date

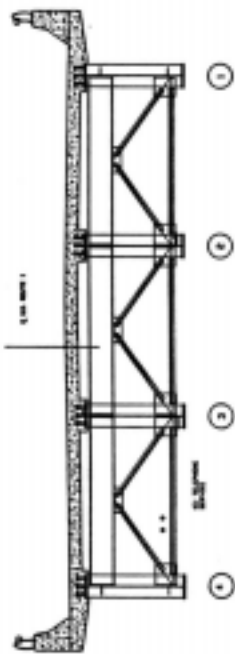
1/1/17



Notes:



TYPICAL SECTION AT MID-SPAN
PER FIG. 4.1.1



TYPICAL SECTION AT PIER NO. 4 AND ABUTMENT 8
PER FIG. 4.1.2



Span _____

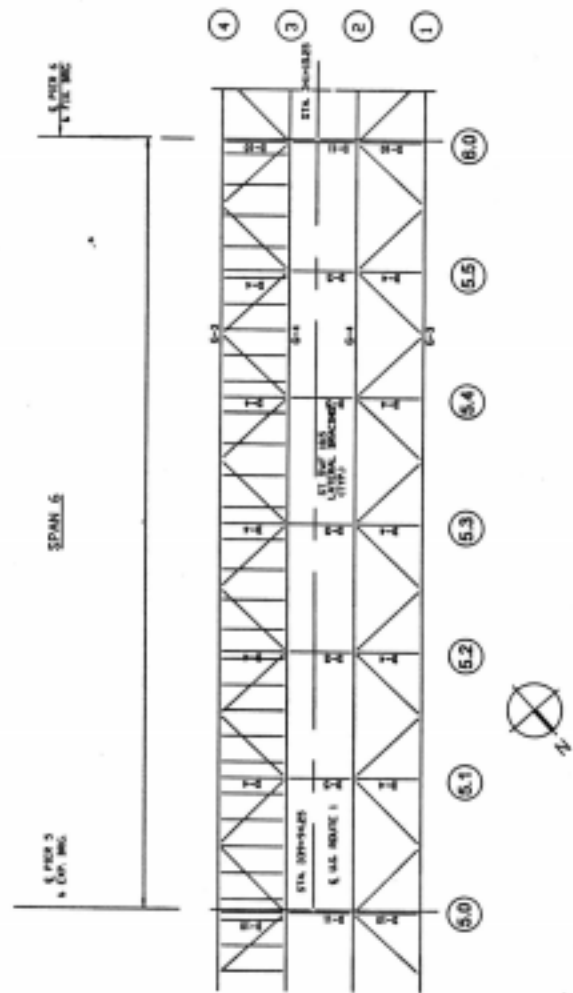
WJE

NDE Validation Center
U.S. Route 1 Bridge

Name _____ Date _____

nd/15

Notes:



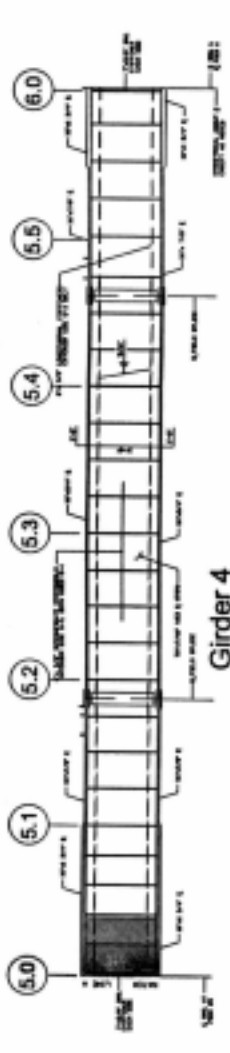
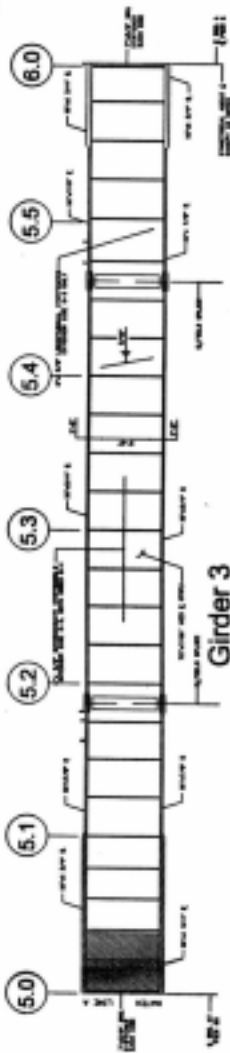
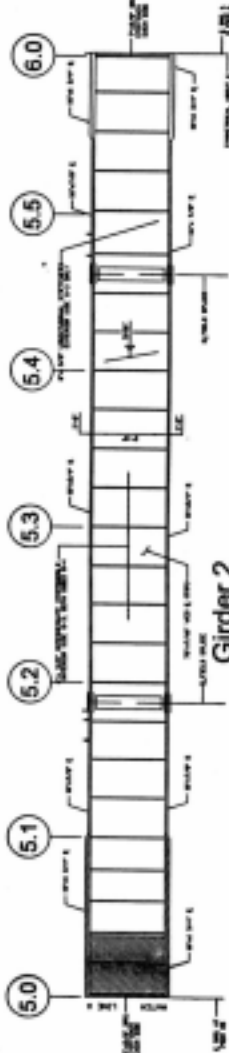
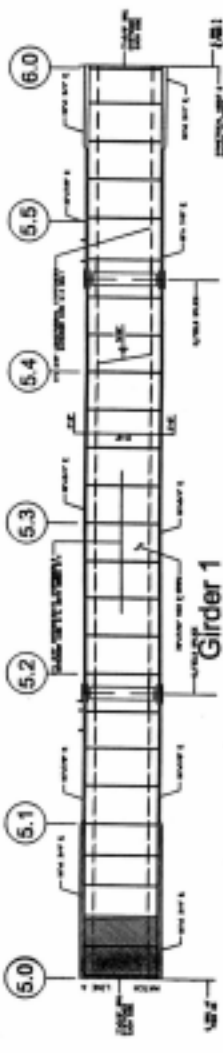
Span 6

WJE

NDE Validation Center
U.S. Route 1 Bridge

Drawn: _____
Date: _____

Notes:



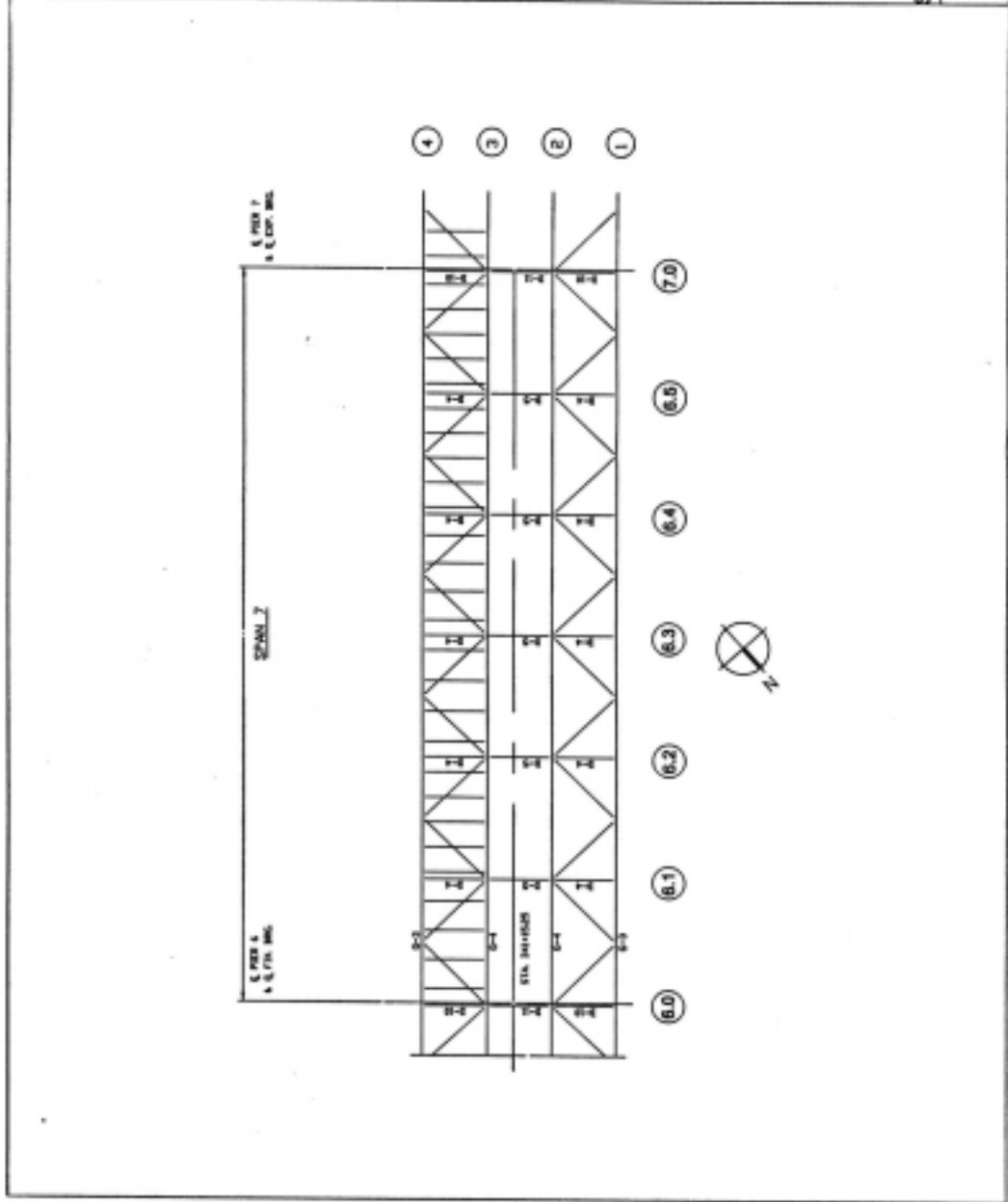
Span 6

WJE

NDE Validation Center
U.S. Route 1 Bridge
Name: _____
Date: _____

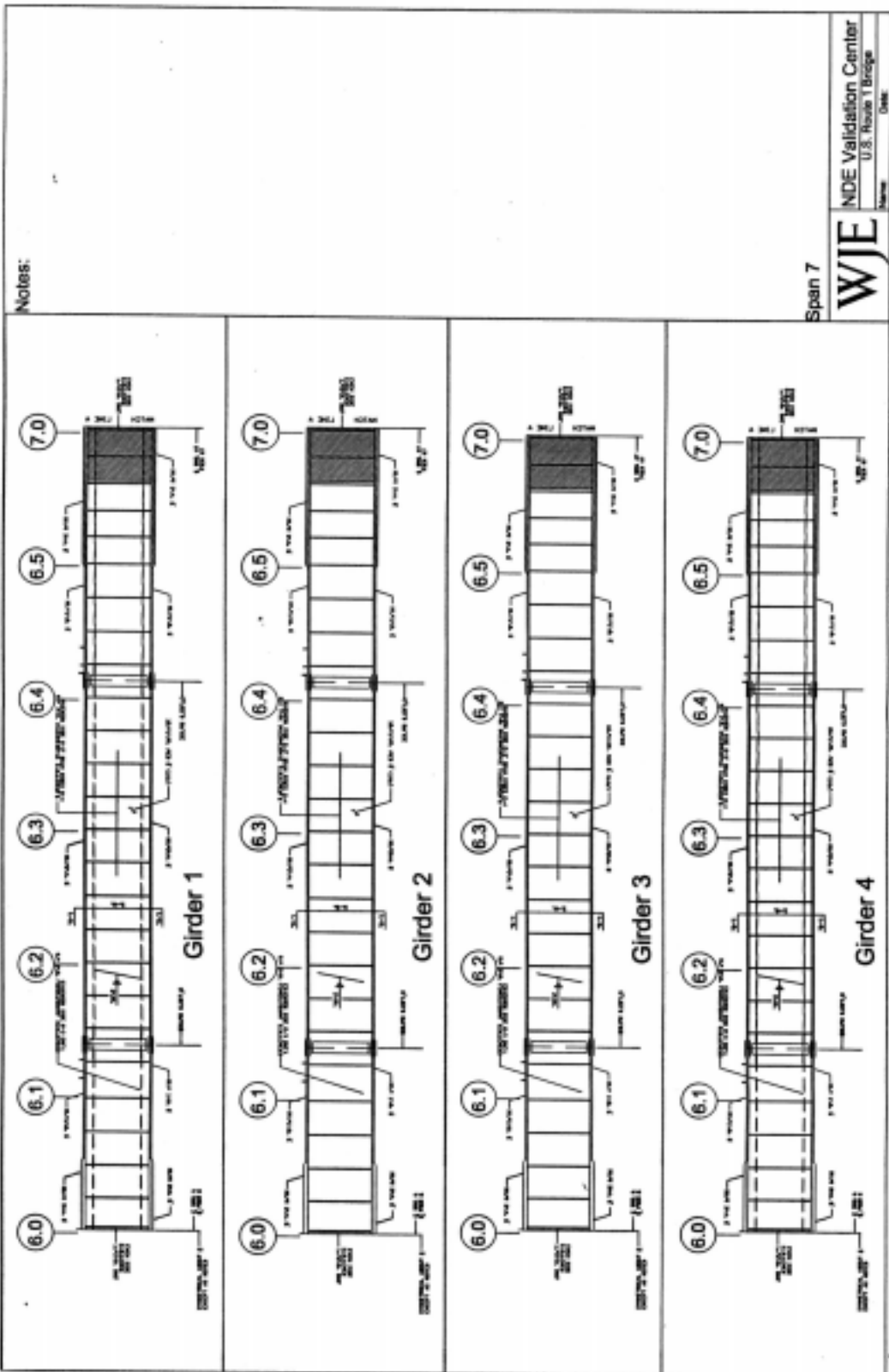
ndp/75

Notes:

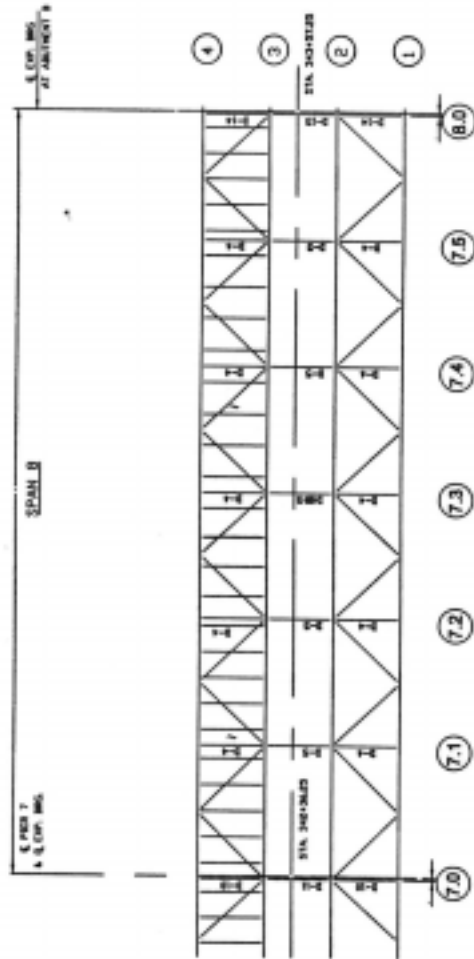


Span 7

WJE
NDE Validation Center
U.S. House 1 Bridge
Name: _____ Date: _____



Notes:



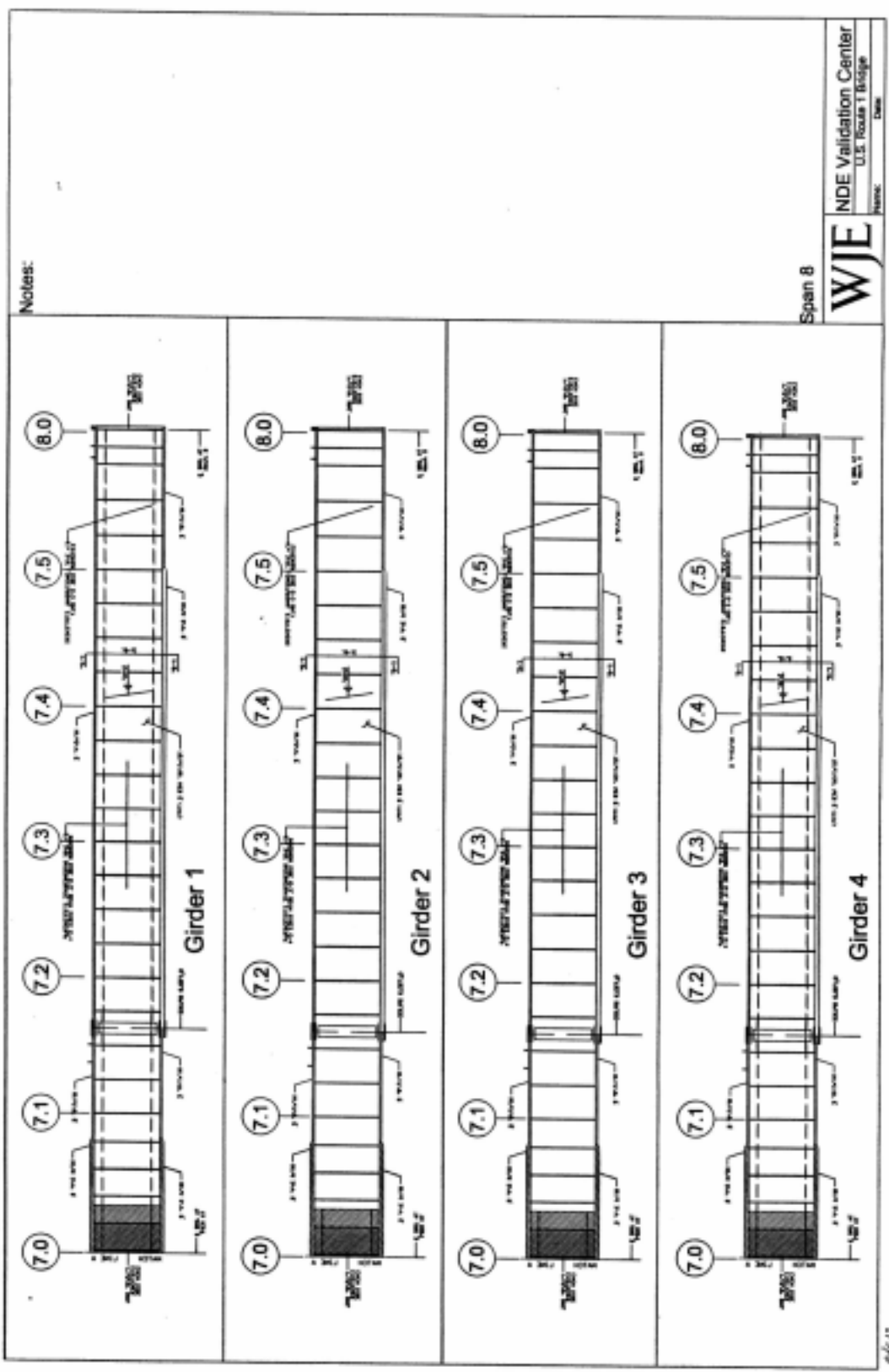
Span 8

WJE

NDE Validation Center
U.S. Route 1 Bridge

Name _____ Date _____

M/10



Task H

Task H

Task H

Task H

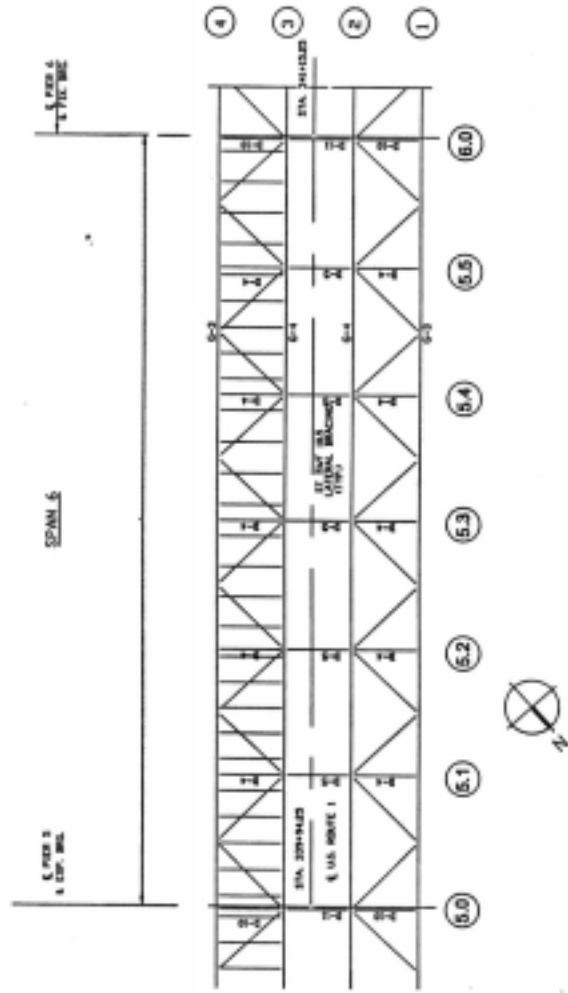
Task H

Task H

Task H

Task H

Notes:



Span 6

WJE

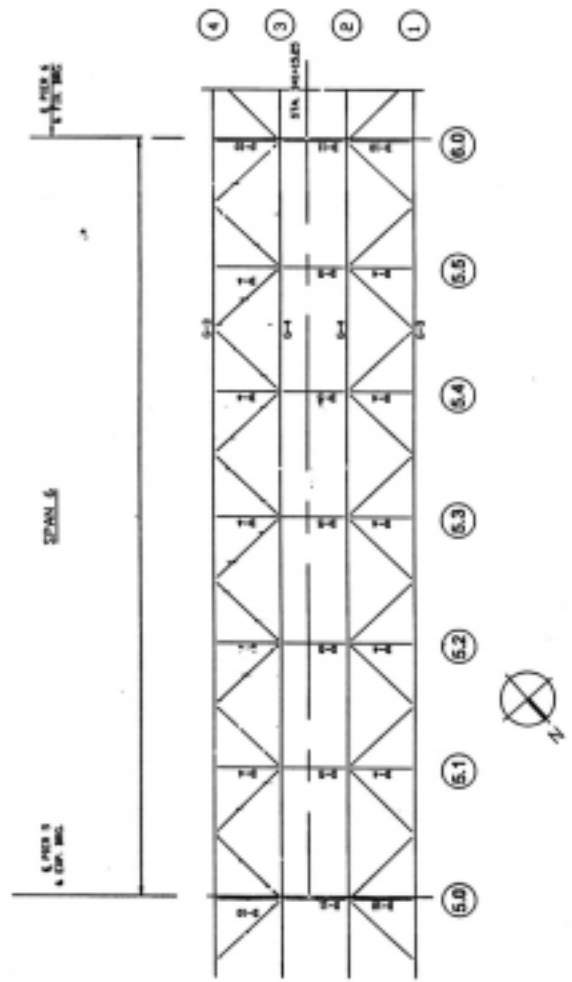
NDE Validation Center
U.S. Route 1 Bridge

Name: _____ Date: _____

Notes:

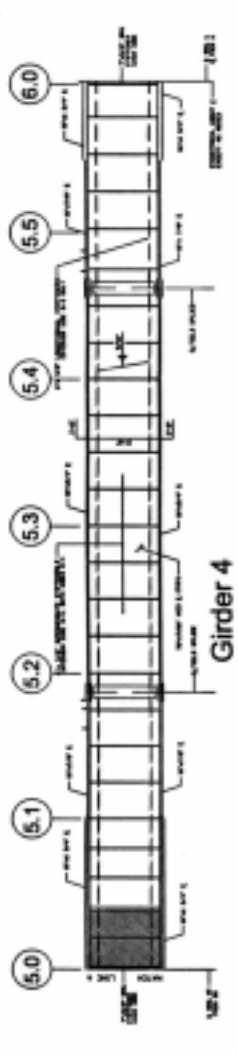
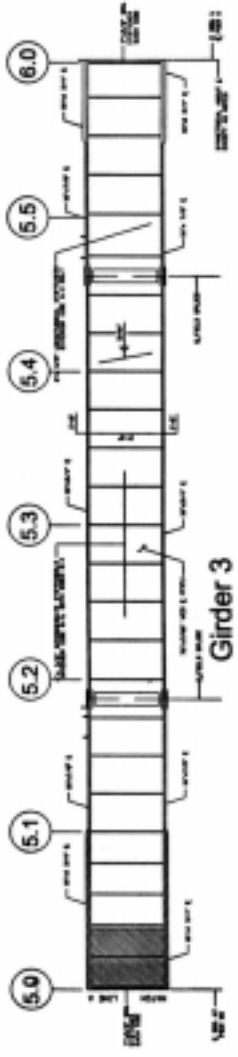
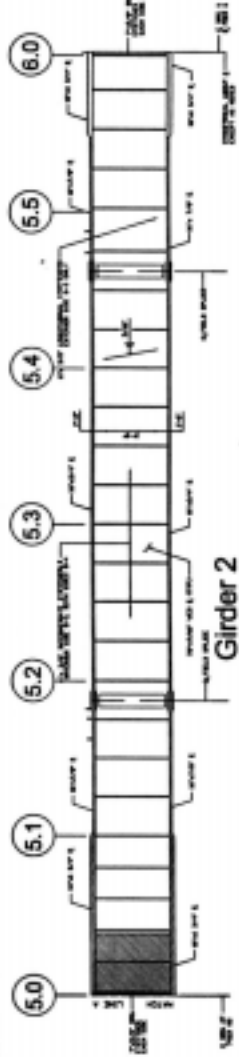
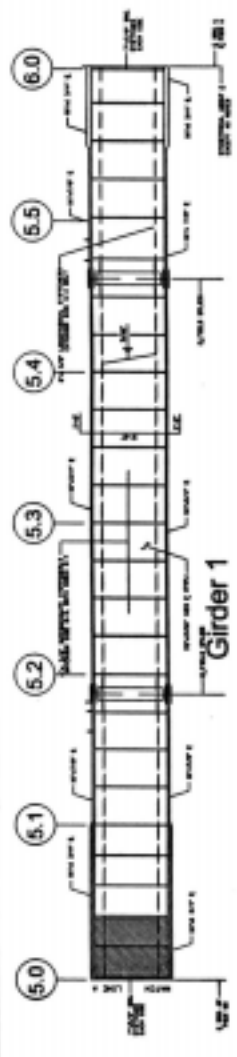
Span 6

WJE
NDE Validation Center
U.S. House 1 Bridge
Name: _____ Date: _____





Notes:



Span 6

WJE

NDE Validation Center
U.S. Route 1 Bridge

note 13

Task J

Task J

Task J

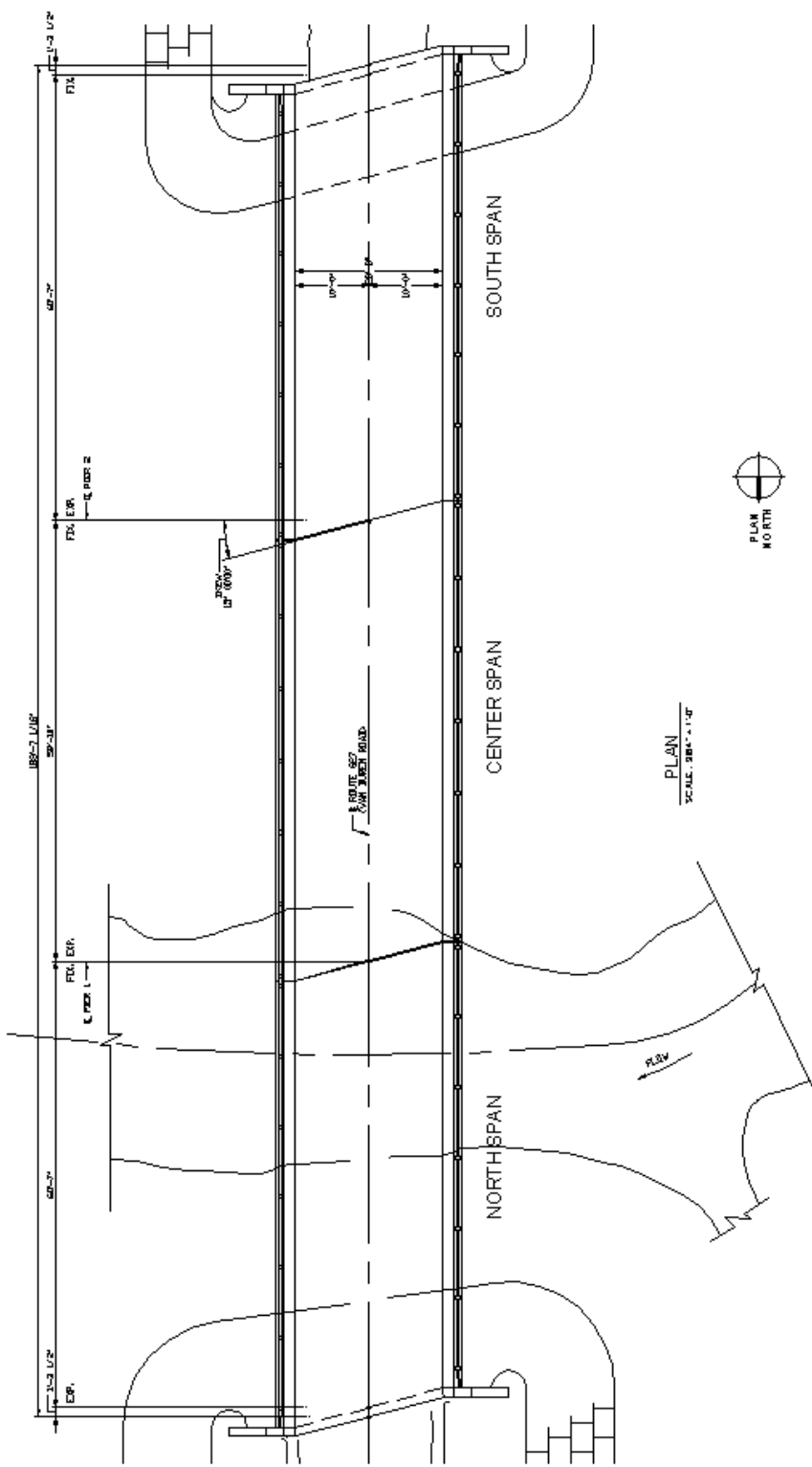
Task J

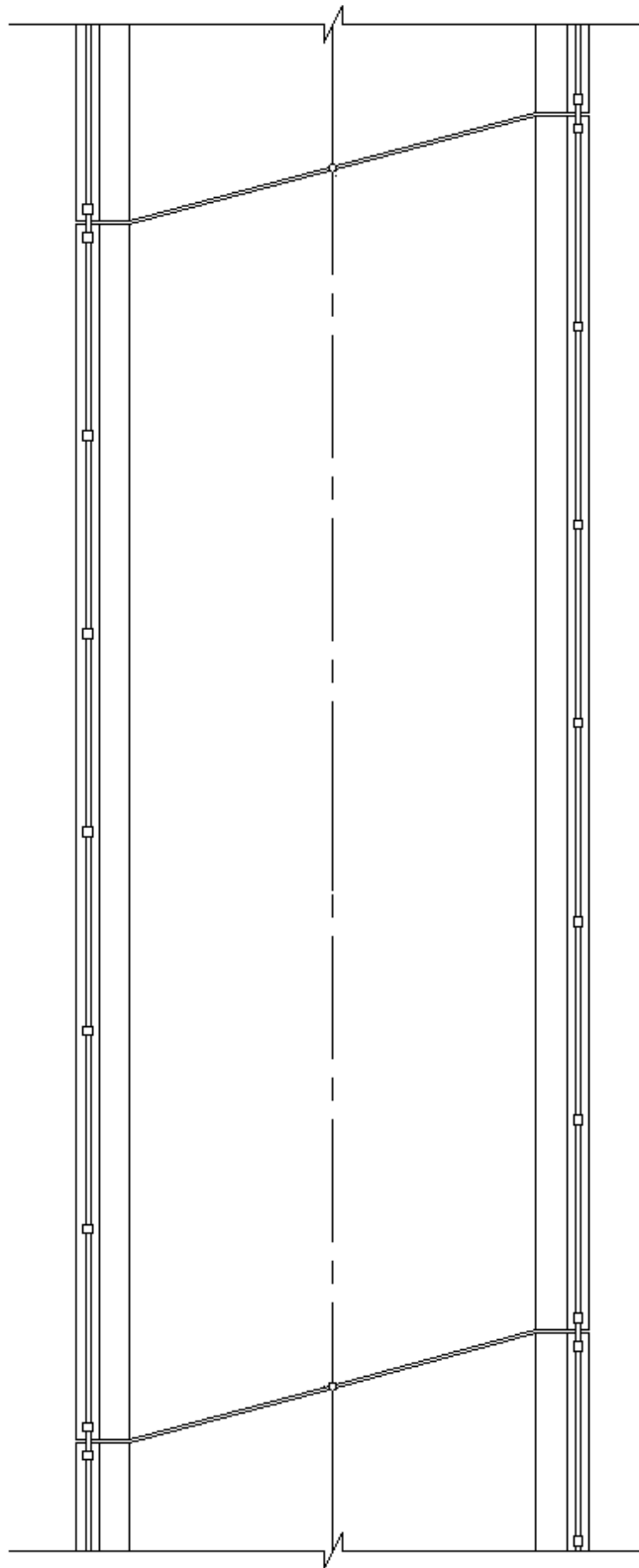
Task J

Task J

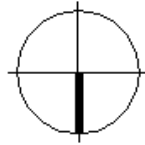
Task J

Task J



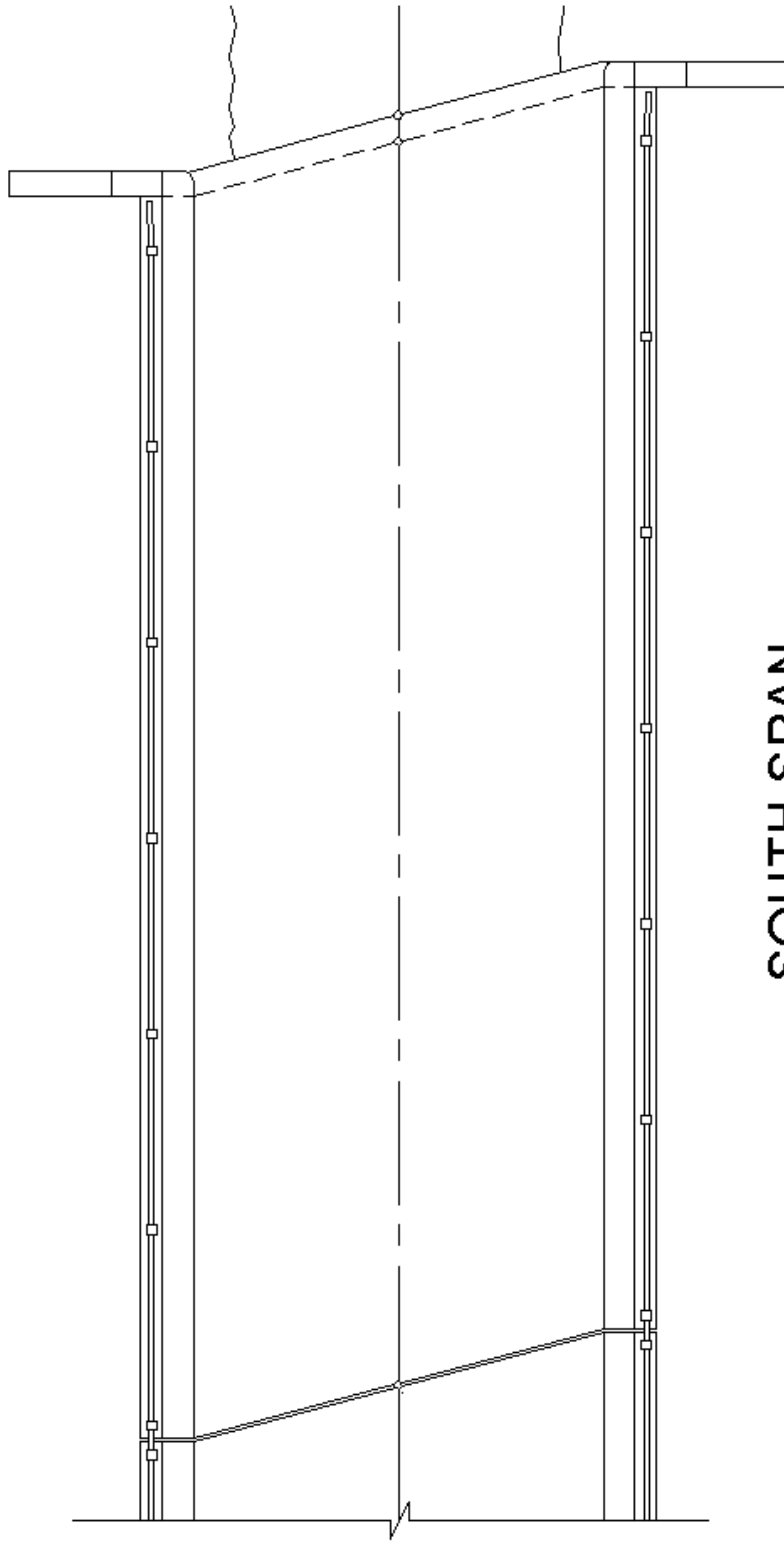


CENTER SPAN

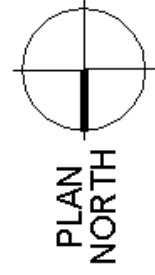


PLAN
NORTH

PLAN
SCALE: 1/8" = 1'-0"



SOUTH SPAN



PLAN
NORTH

PLAN
SCALE: 1/8" = 1'-0"