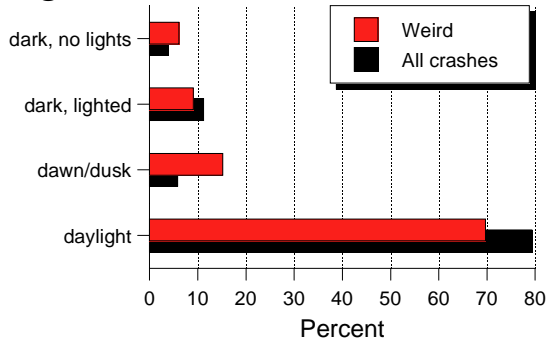
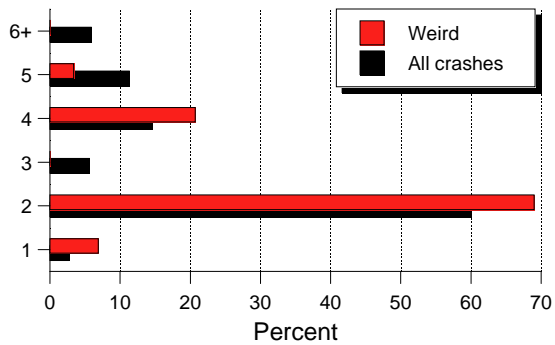


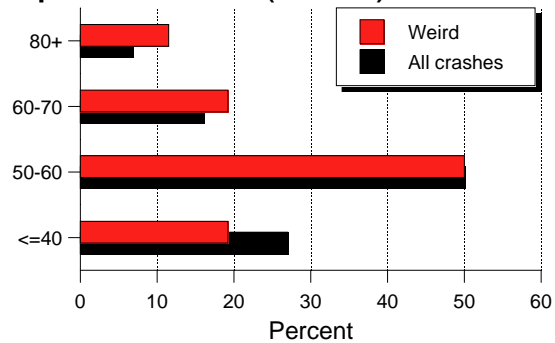
Light Condition



Number of Lanes



Speed Limit (km/h)



Development Character

- ▶ Urban 66%
- ▶ Rural 34%

Traffic Control

- ▶ None 85%
- ▶ Traffic Signal 9%
- ▶ Stop Sign 6%

Road Feature

- ▶ No special feature .. 59%
- ▶ Driveway 24%
- ▶ Intersection 18%

Figure 104. Light condition, number of lanes, and speed limit in “Weird.”